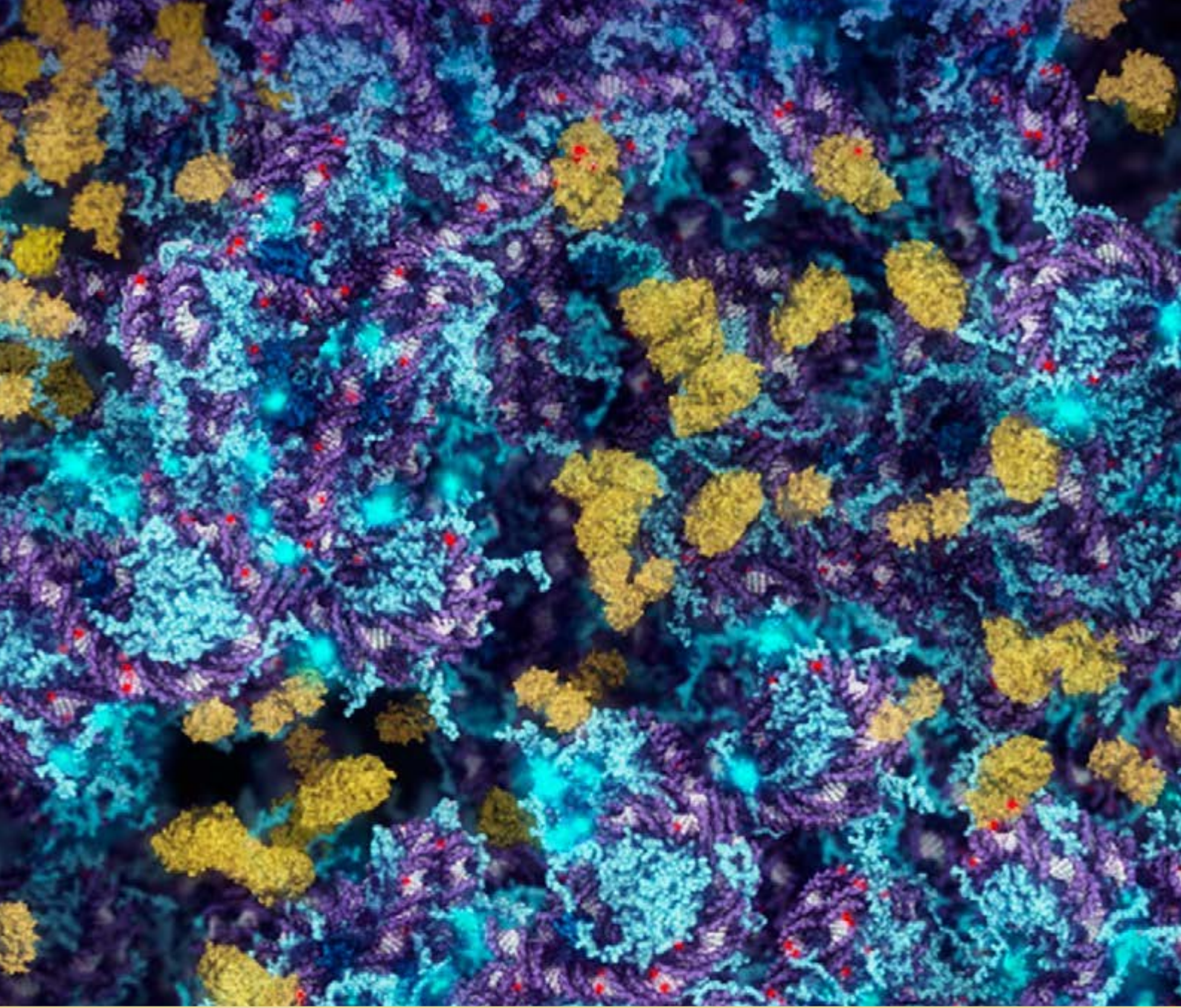




## Contents

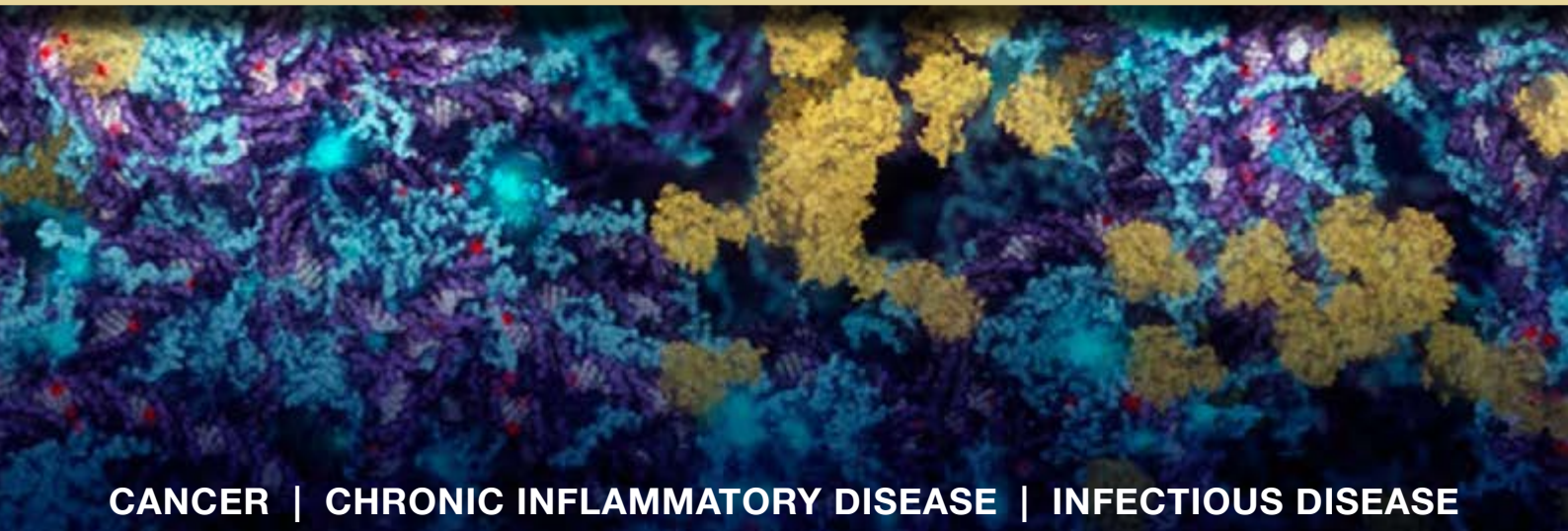
1	About the institute	
3	Director's and Chairman's report	
<b>5</b>	<b>Discovery</b>	
8	Cancer and Haematology	
12	ACRF Stem Cells and Cancer	
16	Molecular Genetics of Cancer	
20	ACRF Chemical Biology	
24	Molecular Medicine	
28	Structural Biology	
32	Bioinformatics	
36	Infection and Immunity	
40	Immunology	
44	Cell Signalling and Cell Death	
48	Inflammation	
52	Molecular Immunology	
56	Systems Biology and Personalised Medicine	
59	Publications	
74	Awards	
<b>75</b>	<b>Translation</b>	
76	Translating our research	
78	Developing our research	
80	Patents granted in 2011-2012	
<b>81</b>	<b>Education</b>	
84	2011-12 graduates	
85	2011-12 PhD in progress	
88	Bachelor of Science (Honours) in progress	
89	2011-12 vacation scholars	
90	Seminars	
91	2011-12 institute speakers	
93	2011-12 visiting speakers	
96	2012 postgraduate lecture series	
98	Institute awards	
<b>99</b>	<b>Engagement</b>	
101	Strategic partners	
102	Scientific and medical community	
104	Public engagement	
107	Donor and bequestor engagement	
109	Service to the scientific and wider community	
<b>118</b>	<b>Sustainability</b>	
119	The Board	
123	Chief Operating Officer's report	
126	Supporters and donors	
131	Institute organisation	
132	Members of the institute	
133	Staff list	
136	Committees	
140	The year at a glance	
141	Financial statements	
168	Statistical summary	
169	Capital Funds	





**Walter+Eliza Hall**  
Institute of Medical Research

## **Annual Report** 2011-2012 Supplementary information



**CANCER | CHRONIC INFLAMMATORY DISEASE | INFECTIOUS DISEASE**



## The Walter and Eliza Hall Institute of Medical Research

1G Royal Parade  
Parkville Victoria 3052 Australia  
Telephone: (+61 3) 9345 2555  
Facsimile: (+61 3) 9347 0852

## WEHI Biotechnology Centre

4 Research Avenue  
La Trobe R&D Park  
Bundoora Victoria 3086 Australia  
Telephone: (+61 3) 9345 2200  
Facsimile: (+61 3) 9345 2211

[www.wehi.edu.au](http://www.wehi.edu.au)  
[www.facebook.com/WEHIresearch](https://www.facebook.com/WEHIresearch)  
[www.twitter.com/WEHI\\_research](https://www.twitter.com/WEHI_research)

ABN 12 004 251 423

© The Walter and Eliza Hall Institute  
of Medical Research 2012

## Acknowledgements

Produced by the institute's  
Community Relations department  
Managing editor: Penny Fannin  
Editor: Liz Williams  
Writers: Liz Williams and Vanessa Solomon  
Design and production: Simon Taplin  
Photography: Czesia Markiewicz and Cameron Wells

## Cover image

A still taken from the WEHI.TV animation

### ***X Inactivation and Epigenetics***

[www.wehi.edu.au/x\\_inactivation\\_and\\_epigenetics](http://www.wehi.edu.au/x_inactivation_and_epigenetics)

Etsuko Uno and Drew Berry, WEHI.TV

X inactivation is a vital process that occurs in all DNA-containing cells of the female body. It is also an important research model and tool for studying epigenetics. Epigenetics refers to processes that tell our cells how, and when, to read the DNA blueprint. The epigenetic regulation of DNA is critical in both normal development and disease.

# About the institute

## Our mission

Mastery of disease through discovery

## Our vision

To be an innovative medical research institute that engages and enriches society and improves health outcomes through discovery, translation and education

## Research themes

**Cancer**

**Chronic inflammatory disease**

**Infectious disease**

## Key objectives

**Discovery:** to make discoveries in medical biology that shape contemporary thinking and paradigms and enhance the understanding and treatment of disease


**Translation:** to convert our discoveries into improvements in disease diagnosis, prevention and treatment

**Education:** to develop and enrich the skills and experience of students and staff, allowing each person to realise their potential and contribute to a vibrant campus

**Engagement:** to engage with the community and develop support for medical research generally and the institute's mission specifically

**Sustainability:** to build an infrastructure, funding and research capacity that enables the institute to fulfil its mission in a sustainable manner

An exterior view of the redeveloped Parkville campus.



The Walter and Eliza Hall Institute is home to more than 650 researchers who are working to understand, prevent and treat diseases including cancer, particularly blood, breast, lung, ovarian and colon cancers; chronic inflammatory diseases such as type 1 diabetes, rheumatoid arthritis and coeliac disease; and infectious diseases such as HIV and malaria.

We are committed to making fundamental discoveries about the way cells, particularly cancer and blood cells, behave and communicate and seeing these discoveries translated into benefits for patients.

The institute was founded in 1915 as a benevolence of the Walter and Eliza Hall Trust to be 'the birthplace of discoveries rendering signal service to mankind in the prevention and removal of disease and the mitigation of suffering'.

We are affiliated with The University of Melbourne and The Royal Melbourne Hospital and offer postgraduate training as the Department of Medical Biology of The University of Melbourne.

Clinician-scientist Dr Kylie Mason, laboratory head Professor Don Metcalf, senior postdoctoral scientist Dr Catherine Carmichael and PhD student Mr Michael White (from left to right) from the institute's Cancer and Haematology division are studying blood cells and their production, and what goes awry in the development of blood cancers such as leukaemias and lymphomas.

## Director

**Douglas J Hilton**

BSc Mon BSc(Hons) PhD Melb FAA

## Assistant Director

**David Vaux**

MB BS BMedSc PhD Melb FAA

## Chief Operating Officer

**Maureen O'Keefe**

BSc(Hons) Mon DipEd MBA Melb  
GAICD WCLP

## Company Secretary


**Murray Jeffs**

BBus(Accounting) RMIT  
CPA FCIS SF Fin

## Honorary Governor and Patron

**Sir Gustav Nossal AC CBE**

MB BS BSc(Med) Syd PhD Melb  
HonLLD Mon HonLLD Melb HonMD  
Mainz HonMD Ncl HonMD Leeds  
HonMD UWA HonDSc Syd HonDSc  
Qld HonDSc ANU HonDSc UNSW  
HonDSc LaT HonDSc McMaster  
HonDSc Oxon FRCP FRACP  
FRCPA FRACOG(Hon) FRCPPath  
FRACGP FRSE FTSE FAA FRS





# Director's and Chairman's report

**The past 12 months have been a landmark for the Walter and Eliza Hall Institute. We have completed a \$185 million building project, which has seen construction of a new west wing and a complete renovation of the east wing of the institute.**

The result is a doubling of our laboratory space and an integrated, state-of-the-art biomedical research facility that will continue to be a magnet for talented scientists who will make extraordinary discoveries.

Funding a project of this scale and completing it on time and under budget is a feat that took vision, professionalism and discipline.

- ▶ The vision of the Australian and Victorian Governments, Mr Chuck Feeney and The Atlantic Philanthropies, The Ian Potter Foundation, Australian Cancer Research Foundation and Drakensburg Trust who all contributed generously to funding the capital works.
- ▶ The professionalism of all those involved in design and construction at Denton Corker Marshall, S2F/SKM, Baulderstone and Aurecon.
- ▶ The discipline of our own management team, especially Mike Fitzpatrick and Tony Murphy who provided sage leadership of our new building sub-committee that has had oversight of the project for the board, as well as Maureen O'Keefe, Steve Droste and their teams in the institute who have managed the program day-to-day.

At this time, we should remember that the new building is not a fortress or an island, rather it is a magnificent base with which to interact with our partners in the Parkville precinct, and the wider community.

The institute could not be better positioned to perform world-class medical research. We are situated within a short distance of four major hospitals: The Royal Melbourne Hospital, Royal Women's Hospital, Royal Children's Hospital and Peter MacCallum Cancer Centre (which will soon relocate to the Victorian Comprehensive Cancer Centre building being erected on the

**Institute director Professor  
Doug Hilton (left) with board  
president Mr Leon Davis**



old dental hospital site on Grattan Street). Each of these hospitals is a centre of excellence in patient care, research and education, and each is a highly valued partner as we work to translate the discoveries we make in the laboratory to improvements in disease prevention, diagnosis and treatment that benefit our community.

We are also situated opposite the world-class University of Melbourne, and have the privilege of being the Medical Biology department of the university while maintaining independent governance and management. This relationship allows intimate collaboration with

colleagues in a range of departments and allows The University of Melbourne students, who are among the brightest young minds in Melbourne, to participate in the institute's research as Undergraduate Research Opportunities Program (UROP) scholars, bachelor of science honours students and PhD students. We should remember that over the past 97 years, our students have made many of our standout discoveries.

Finally, with our building near the centre of Melbourne and at the crossroads of the city's northern, eastern and western suburbs, we have been delighted to host

an increasing number of discovery tours. At these tours members of the public get to know us and join the ever-growing institute family. To deliver the results that the investment in the new building merits, we need the community to be passionate advocates for medical research and to be passionate supporters of our own research effort. In our experiences, as president of the board and director of the institute, we could not ask for a more committed and engaged group of supporters. We thank you. The future is indeed rosy.

## 10 million and counting

**Nearly 30 years ago, blood hormones called CSFs (colony stimulating factors) were discovered at the Walter and Eliza Hall Institute by a research team led by Professor Don Metcalf.**

CSFs help to boost the numbers of infection-fighting white blood cells in the body, and are now commonly used to help cancer patients recover from the side-effects of chemotherapy. CSFs have also revolutionised stem cell donation and transplantation, being used in the collection of stem cells for bone marrow transplants.

In May 2012, the institute began running a series of advertisements in Melbourne and Sydney newspapers to promote awareness of this Australian research achievement. Since the early clinical trials of CSFs in Melbourne in the late 1980s, more than 10 million cancer patients worldwide have been treated with, and helped by, CSFs.

The *10 million and counting* campaign aims to make contact with people across Australia, and internationally, who have benefited from CSFs and celebrate the improvements in cancer care that have arisen from the discovery of CSFs.

In the past two decades, many people who have received CSFs have contacted the institute to acknowledge its role in the success of their cancer treatment. Each of these people has their own story of what surviving cancer has meant for them, which in many

cases includes how their lives after cancer treatment have benefited others in the community.

Kris and Juanjuan von Habsburg said CSFs gave their daughter Kim the best chance of recovery after her cancer treatment. "Our daughter Kim has neuroblastoma, a type of cancer," Kris said. "The doctors said intensive chemotherapy, amongst other treatments, was her best chance of recovery, but that the treatment would destroy her bone marrow. Kim was given CSFs to collect her stem cells, which were given back to her after chemo to help her bone marrow grow back."

Despite not receiving CSFs himself, Roland Caple said they helped save his life. "My stem cell donor had CSFs so I could have a bone marrow transplant," Roland said. "I have myelodysplastic syndrome, a disease that stops my bone marrow making healthy blood cells. On three occasions, I was told to expect the worst. In 2007, I had a bone marrow transplant from a donor in Germany, which my doctor said was my best hope of survival."

These are just two of the CSF stories we hope to share during our centenary celebrations in 2015 so others can be as inspired and motivated by them as we are.



A postcard from the institute's CSFs awareness-raising campaign featuring people who have benefited from CSFs.





## Discovery

Dr Ashley Ng (left) and Dr Maria Kauppi from the institute's Cancer and Haematology division are studying how the cells of the blood system develop, with the hope of finding new treatments for blood cancers such as leukaemia and lymphoma.



# Discovery

**To stay at the forefront of modern medical research the Walter and Eliza Hall Institute assembles teams of outstanding researchers and provides them with access to the tools, infrastructure and support they need for scientific discovery.**

Medical research is a rapidly evolving field, and the institute has judiciously established new technologies and facilities that will help our researchers solve important, and often complex, biological questions.

In the past year, the institute's Systems Biology and Personalised Medicine division has become well established. The division incorporates proteomics and genomics facilities and supports research from across the institute that requires the integration of large biological data sets.

Investing in new technologies has delivered benefits across the institute's research divisions. The ACRF Chemical Biology division is developing new high-throughput screening systems for discovering drugs to treat disease, and researchers in the Structural Biology division have identified a new strategy to more efficiently deliver therapeutic peptides into cells.

New image analysis and statistical strategies have enabled researchers in the Immunology division to determine how antibody-producing B cells decide their fate during an immune response. The Bioinformatics division remains at the forefront of mathematical analyses of complex biological phenomena. Researchers in the division have developed new systems to aid identification of the causes of complex genetic diseases, as well as determining the genome sequence of Australian marsupials including the Tasmanian devil and the tammar wallaby. Meanwhile, the Molecular Medicine division's exploration of the field of epigenetics has revealed molecules that are important for brain and heart development.

**Dr Thomas Nebl from the institute's Systems Biology and Personalised Medicine division.**



## Understanding disease through new preclinical models

**The institute is committed to ensuring its research is relevant to human health and that promising laboratory discoveries are rapidly translated to clinical studies.**


Advancing basic research towards clinical outcomes often requires the use of preclinical models that accurately reflect the complex features of a disease. Often these models involve human tissues, or use genetically modified cells that closely mimic patient samples.

In the past year, researchers in the institute's ACRF Stem Cells and Cancer division have established new preclinical models of breast, lung and ovarian cancers. These models can be used to test promising new treatments or identify disease features that will help in refining or developing new therapies.

Already they have been used by the breast cancer research team to identify a new gene required for cancer initiation (see page 11).

Researchers in the Cancer and Haematology division have developed new models of T cell leukaemia, while potential new anti-cancer agents that showed promise in preclinical testing have now entered clinical trials.

A newly developed preclinical model of malaria has enabled researchers in the Infection and Immunity division to discover a combination of medications that has the potential to improve the survival of patients with severe malaria (see page 23). Progress in developing new models for studying hepatitis B and other chronic viral infections has also been made in the Infection and Immunity division.



**Dr Rachael Rutkowski is developing preclinical models of ovarian cancer to identify genes involved in tumour development.**

## Manipulating the immune system to treat disease

**In 1957 the institute's third director, Sir Frank Macfarlane Burnet, recognised the importance of immunology research and switched much of the institute's resources to focus on studying the immune system.**

Fifty-five years later, immunology is still a major research focus at the institute. In the past year, our immunology researchers have made many contributions to explaining how the immune system functions, and how it can be manipulated to treat disease.

A new class of T cells crucial for long-term immunity were identified by researchers from the Molecular Immunology division (see page 31). Researchers in the Immunology and Structural Biology divisions have

identified new ways to target antigens to important immune system sentinels called dendritic cells, potentially enhancing the initiation of immune responses (see page 19).

In the Inflammation and Cell Signalling and Cell Death divisions, researchers have made advances in understanding which molecules and cell types are important for causing inflammation. This research could be the first step towards therapeutic interventions that prevent chronic inflammatory conditions such as type 1 diabetes, rheumatoid arthritis and coeliac disease. Other research from the Inflammation division has found that preventing inflammatory cell migration into the eye can prevent or treat uveitis, an inflammatory condition that is a major cause of adult blindness.



**Professor Ian Wicks (left) and Dr Gabrielle Goldberg are studying uveitis, an inflammatory eye disease that causes blindness.**

## Combating parasitic diseases

**Malaria is a major health problem in developing countries, causing significant disease and disability. For more than 25 years, the institute has been working to prevent and develop treatments for malaria.**

This year, researchers in the Infection and Immunity division discovered a gene that is important for the malaria parasite to invade red blood cells, and have conducted preclinical and clinical testing of new combinations of medicines that could prevent or treat malaria (see page 23).

In recent years, researchers have also begun to study other significant parasitic diseases including toxoplasmosis. Researchers from the Infection and Immunity division and Systems Biology and Personalised Medicine division are collaborating on studies to determine which proteins are important for the invasion of the *Toxoplasma* and malarial parasites into host cells. This research has the potential to uncover potential targets for medications that stop infection or transmission of these parasitic diseases (see page 33).



**Professor Alan Cowman is leading research on how malaria parasites invade and remodel red blood cells in human hosts.**



# Cancer and Haematology

**The Cancer and Haematology division studies blood cells and the molecules that control their life-preserving functions.**

With colleagues in the Molecular Medicine and Inflammation divisions, and through clinical and industry links, we aim to discover the fundamental processes regulating blood cell production and function to help devise new strategies for fighting diseases of the blood, such as leukaemias and immune disorders.

Dr Jeff Babon, Professor Nick Nicola and colleagues have significantly advanced our understanding of how blood cells control their response to hormone signals. They found that specialised proteins regulate the immune response to ensure sufficient numbers of blood cells are produced while also preventing chronic inflammation and excess blood cell production that can lead to diseases such as leukaemia. Recent results have shown a new and unexpected biochemical basis for controlling these hormone responses via SOCS3 (suppressor of cytokine signalling-3), paving the way for new therapeutic strategies for fighting blood diseases.

Platelets are small blood cells responsible for blood clotting, produced in vast numbers by cells in the bone marrow called megakaryocytes. Platelet numbers are often deregulated in leukaemias and myeloproliferative diseases (blood disorders caused by excess production of blood cells in the bone marrow). Chemotherapy causes significant loss of platelets, which can lead to severe risk of haemorrhage and compromise cancer treatment.

Our longstanding interest in improving management of platelets in disease continues, with recent discoveries from the laboratories of Professor Don Metcalf, Professor Warren Alexander and Dr Samir Taoudi that better define the identity and function of platelet-producing cells. Dr Emma Josefsson and Dr Benjamin Kile have also made important new insights into platelet production, defining the important role of cell death regulators in these cells (see opposite page).

The division continues to expand its program in leukaemia research, with initiatives that apply genetic and genomics tools to discover the mutations driving disease, and how these changes accumulate and cooperate in leukaemia progression. Dr Matt McCormack has developed powerful model systems for T cell leukaemia, while Professor Andrew Roberts is leading clinical studies and making breakthroughs applying new drugs to leukaemia and lymphoma treatment (see page 39).

## Laboratory heads

**Professor Warren Alexander**

*Division head*

**Dr Jeff Babon**

**Dr Emma Josefsson**

**Dr Benjamin Kile**

**Dr Matthew McCormack**

**Professor Donald Metcalf**

**Professor Nick Nicola**

*Division head*

**Professor Andrew Roberts**

**Dr Samir Taoudi**

---

Dr Stefan Glaser is investigating cell proteins that are involved in the development of leukaemia.



## Scientists discover link between chemo and platelet drop

**Chemotherapy treatment can have a number of unwanted side-effects, including serious bleeding complications due to a drop in the number of platelets; tiny cells responsible for blood clotting.**

Dr Emma Josefsson, Dr Chloé James, Dr Marlyse Debrincat and Mr Michael White from the institute's Cancer and Haematology division are studying the mechanics of platelet formation, in the hope of finding new strategies to prevent chemotherapy-induced platelet deficiencies.

Dr Josefsson led a study that showed how survival of platelet-forming megakaryocytes is controlled at the molecular level, answering in the process a decade-old question about the formation of platelets.

"We wanted to find out whether the Bcl-2 family of proteins was necessary for platelet production," Dr Josefsson said. "The Bcl-2 family controls programmed cell death, and includes 'pro-death' proteins that instruct cells to die, and opposing 'pro-survival' factions that keep the cells alive.

"We not only found that pro-death proteins were not required for platelet formation, as was previously thought, but in fact pro-survival proteins were required to keep megakaryocytes alive to make platelets."

She said this discovery explained why patients have fewer platelets after chemotherapy. "Chemotherapy appears to kill platelet-forming megakaryocytes by activating pro-death proteins that instruct the cells to die," she said.

Two additional studies published this year by division scientists also supported the finding that programmed cell death is not required for platelet production.

### Collaborating organisations:

Australian Centre for Blood Diseases, Centre de Référence des Pathologies Plaquettaires, Peter MacCallum Cancer Centre, South Australian Pathology, The University of Melbourne, University of Adelaide.

**Funding partners:** Australian Cancer Research Foundation, Cancer Council Victoria, European Molecular Biology Organization, Leukaemia Foundation of Australia, Leukemia & Lymphoma Society (US), National Heart Foundation, National Health and Medical Research Council of Australia, National Institute of Health and Medical Research of France, Swedish Research Council, Sylvia and Charles Viertel Foundation, Victorian Cancer Agency and Victorian Government.

**More information:** Josefsson EC, *et al.* Megakaryocytes possess a functional intrinsic apoptosis pathway that must be restrained to survive and produce platelets. *Journal of Experimental Medicine*. 2011 Sep 26; 208(10): 2017-31.

Debrincat MA, *et al.* Mcl-1 and Bcl-xL coordinately regulate megakaryocyte survival. *Blood*. 2012 Jun 14; 119(24): 5850-58.

White MJ, *et al.* Caspase-9 mediates the apoptotic death of megakaryocytes and platelets, but is dispensable for their generation and function. *Blood*. 2012 May 3; 119(18): 4283-90.

Dr Emma Josefsson



## Equipping blood cancer researchers

**Leukaemia, lymphoma and myeloma are cancers that arise in blood cells. Blood cancers are responsible for more than 10 per cent of all cancers in Australia.**

For the past 40 years, researchers from the Cancer and Haematology division have been studying how blood disorders, including blood cancers, are caused, and searching for new treatments for these often fatal diseases.

Professor Nick Nicola, joint head of the Cancer and Haematology division, said a \$22,000 grant from The Angior Family Foundation was helping to fit out the division's laboratories with equipment essential for the scientists to continue their work.

"Finding funding to buy laboratory equipment is often very difficult, as many grants provided through major funding sources do not allow you to purchase the equipment essential for research," Professor Nicola said. "We are very grateful for the support of philanthropic trusts such as The Angior Family Foundation, who give generously to help us achieve this goal."

The Angior Family Foundation grant supported the purchase of two new pieces of equipment that allow the researchers to grow large numbers of cells in a body-like environment and manipulate these cells under sterile conditions. "The equipment will allow seven different laboratories and more

than 35 scientists within the division to further their research into the causes of, and treatments for, blood disorders," Professor Nicola said.

The Angior Family Foundation was established in perpetuity in 2001 to provide support for medical research, the arts and good works within the Anglican Church. The trust was established by Mr Leonard Angior who undertook, on behalf of his family, to form this trust upon his death.



## Major national and international meetings

### Stefan Glaser

Apoptosis and Cancer, Cambridge, United Kingdom, 06/12, *Oral presentation*

First Australian Workshop on Cell Death: Death on the Reef, Hamilton Island, Australia, 08/11, *Oral presentation*

New Directions in Leukaemia Research, Brisbane, Australia, 03/12, *Oral presentation*

### Emma Josefsson

XXIIIrd Congress of the International Society of Thrombosis and Haemostasis, Kyoto, Japan, 07/11, *Oral presentation*

### Benjamin Kile

XXIIIrd Congress of the International Society on Thrombosis and Haemostasis, Kyoto, Japan, 07/11, *Invited speaker*

### Matthew McCormack

New Directions in Leukaemia Research, Twin Waters, Australia, 03/12, *Oral presentation*

### Donald Metcalf

Victorian Stem Cell Network inaugural meeting, Melbourne, Australia, 02/12, *Keynote speaker*

### James Murphy

Molecular Biology Conference: Biointeractions Satellite Queenstown, Queenstown, New Zealand, 08/11, *Invited speaker*

Third Australian Course in Macromolecular Crystallisation, Melbourne, Australia, 12/11, *Invited speaker*

12th Annual Protein Expression Workshop, Melbourne, Australia, 08/11, *Invited speaker*

### Nick Nicola

Australian Technology Network of Universities-Group of Eight Symposium – Excellence in Innovation: Measuring the innovation dividend, Canberra, Australia, 11/11, *Participant*



## Staff list

Sabine Kelly, BSc(Hons) *Monash* PhD *Monash*, scientific coordinator/alliance manager

**Nick Nicola AO**, BSc(Hons) *Melbourne* PhD *Melbourne* FAA

Stefan Glaser, PhD *Germany*  
Nick Redpath, BSc *Heriot-Watt*  
PhD *Bristol*

Christine White, BSc(Hons) *Adelaide*  
PhD *Monash*

Jian-Guo Zhang, BSc *Xinjiang*  
PhD *Melbourne*

Phillip Morgan, BAppSc *FIT*  
Priscilla Soo, BSc(Hons) *Melbourne*

**Warren Alexander**, BSc(Hons) *Melbourne* PhD *Melbourne*

Leigh Coultas, BSc(Hons) *Adelaide* PhD *Melbourne*

Maria Kauppi, PhD *Helsinki*

Rowena Lewis, BSc(Hons) *Deakin* PhD *Deakin* (to 02/12)

Ashley Ng, BMedSc *Melbourne*  
MBBS(Hons) *Melbourne* PhD *Melbourne*  
FRACP FRCPA

Sandra Pilat-Carotta, PhD *Vienna*

Bill Tang, BSc *Nanjing* MSc *Auckland*  
PhD *Auckland* (to 02/12)

Takashi Ushiki, MD *Niigata* PhD *Niigata*

Jason Corbin, BAppSc *Swinburne*

Craig Hyland, BAppSc *RMIT*

Stanley Lee, BSc(Hons) *Auckland*

Janelle Lochland, BSc *Deakin*

Dina Stockwell, BSc *LaTrobe*

Evelyn Trounson, BSc(Hons) *VUT*

Emma Watson, BSc *Melbourne*,  
BSc(Hons) student (from 02/12)

**Jeff Babon**, BSc(Hons) *Melbourne* PhD *Melbourne*

James Murphy, BSc(Hons) *Canterbury*  
PhD *ANU*

Artem Laktyushin, BSc(Hons) *LaTrobe*  
Eden Whitlock, BBiotech(Hons) *LaTrobe*

Leila Varghese, BSc(Hons) *Melbourne*  
PostGradDipArts *Melbourne*, PhD  
student

Anne Tripaydonis, UROP student

**Emma Josefsson**, MSc *Gothenburg*  
PhD *Gothenburg*

Ping Cannon, BSc *Shanghai*

Marion Lebois, BSc *Marseille* MSc *Paris XI*

Diane Moujalled, BMedSc(Hons) *LaTrobe*  
PhD *LaTrobe* (from 11/11 to 03/12)

Angelika Rutgersson, overseas research  
trainee (from 09/11 to 12/11)

**Benjamin Kile**, BSc(Hons) *Melbourne*  
LLB *Monash* PhD *Melbourne*

Catherine Carmichael, BBiomedSc(Hons)  
*Melbourne* PhD *Melbourne*

Stephane Chappaz, MSc *Paris* PhD *Basel*

Marlyse Debrincat, BSc(Hons) *Melbourne*  
PhD *Melbourne*

Irina Pleines, Dipl. Biol. *Wuerzburg* PhD

*Wuerzburg* (from 10/11)

Janelle Collinge, BSc(Hons) *LaTrobe* PhD  
*Monash*

Katya Henley, BA *Melbourne* BSc  
*Melbourne*

Melissa Holmes, BSc(Hons) *Melbourne*  
PhD *Melbourne* (from 03/12)

Libby Kruse, BSc(Hons) *Melbourne*  
(to 07/11)

Rachael Lane, BSc *Monash*

Michael White, BBus *Swinburne* BSc  
*Swinburne* BSc(Hons) *Melbourne*, PhD  
student

**Matthew McCormack**, BSc(Hons)  
*Adelaide* PhD *Adelaide*

Ben Shields, BSc(Hons) *Melbourne* PhD  
*Melbourne* (from 07/11)

Jacob Jackson, BSc(Hons) *Melbourne*  
GradDipArts *Melbourne* (from 03/12)

Hesham Abdulla, BAppSc *RMIT*,  
BSc(Honours) student

Raed Alserihi, BSc *King Abdulaziz* MSc  
*RMIT*, PhD student (from 08/11)

**Don Metcalf AC**, BSc(Med) *Sydney* MD  
*Sydney* FRACP HonDSc *Sydney* HonMD  
*Oslo* HonFRCPATH *London* FRCPA FAA  
FRS, Carden Fellow

Ladina Di Rago

Sandra Mifsud, BAppSc *RMIT*

**Andrew Roberts**, MB BS *Qld*  
PhD *Melbourne* FRACP FRCPA

Seong Khaw, MBBS(Hons) *Adelaide*  
PhD *Melbourne*

Jessie Kiu, BBiomedSc(Hons) *Melbourne*  
PhD *Melbourne* (to 08/11)

Kylie Mason, MBBS *Melbourne*  
PhD *Melbourne* FRACP FRCPA

Louise Cengia, BSc *UTAS*

Mary Ann Anderson, MBBS *Melbourne*,  
visiting PhD student

Simon He, MBBS *Melbourne*,

visiting MD student

Sophie Lee, MB ChB *Auckland*,  
PhD student (from 02/12)



# ACRF Stem Cells and Cancer

**The ACRF Stem Cells and Cancer division studies the normal development of epithelial tissues and organs, and cancers arising within them.**

Epithelial organs are those that primarily consist of epithelial cells, organs such as skin, breast, ovary and lung. Epithelial cancers account for approximately 80 per cent of all cancers and are major causes of death and disease worldwide, yet improved treatments have only resulted in modest increases in cancer survival.

The division focuses on breast, ovarian and lung cancers, with the key objective of understanding the normal development of these organs and which cell types within them are predisposed to cancer.

Our breast cancer research team has isolated breast stem cells and their daughter (progenitor) cells. Both cell types are likely to give rise to breast cancer. Gaining insights into the genes that control the normal regulation of these cells and deciphering how these genes go awry during tumour development will provide important clues on how to treat or even prevent breast cancer. Key proteins expressed by normal and cancerous cells could serve as tumour biomarkers or new therapeutic targets. We have developed powerful preclinical models in which to test novel anti-cancer agents. These models have revealed that agents that target the proteins Bcl-2 or c-kit show considerable promise for the treatment of an aggressive form of breast cancer. We have also discovered that a gene called GATA-3 is a critical regulator of tumour initiation through its ability to promote differentiation (see opposite page).

Similar approaches are being applied to studying ovarian and lung cancers. Ovarian cancer usually presents at a late clinical stage and is often resistant to existing therapies. We are using preclinical models of human high-grade serous ovarian cancer, the most aggressive form of the disease, to test the efficacy of agents that bind to cellular inhibitors of DNA repair.

The lung cancer laboratory has established a series of preclinical lung cancer models representing different cancer subtypes. Over the past year, we have made inroads into identifying new progenitor populations in normal lung tissue and how these are altered in cancer development and infection.

## Laboratory heads

**Dr Marie-Liesse Asselin-Labat**

**Professor Geoff Lindeman**

*Division head*

**Associate Professor Clare Scott**

**Professor Jane Visvader**

*Division head*

---

**Dr Bhupinder Pal studies the development and cell of origin of breast cancers.**



## Predicting breast cancer development

**Breast cancer is the most common cancer in Australian women, affecting more than 12,000 women each year.**

Dr Marie-Liesse Asselin-Labat, Professor Jane Visvader and colleagues from the ACRF Stem Cells and Cancer division are looking for cellular 'markers' that could help in the early diagnosis of breast cancer, and help to determine cancer prognosis.

Breast cancers with high levels of a protein called GATA-3 generally have a good prognosis, with less chance that the tumour will spread to other places in the body. Dr Asselin-Labat said the research team was interested in finding out how GATA-3 affected the initiation of tumour growth and whether losing GATA-3 increased tumour growth and spread.

They found that luminal progenitor cells, the stem cell 'daughters' found to be at the origin of some hereditary breast cancers, were the cells affected by loss of GATA-3.

"In a mouse model of breast cancer, losing GATA-3 led to a marked increase in tumour development, while higher than normal levels of GATA-3 inhibited tumour growth," Dr Asselin-Labat said.

In the study, the research team also looked at GATA-3 expression in tumour tissue from women who had DCIS (ductal carcinoma in situ) – an early-stage of breast cancer in which the cancer has not yet spread.

"GATA-3 appeared to be an important predictive marker for DCIS," Dr Asselin-Labat said. "Given its value in prognosis, it may be possible to develop compounds that activate GATA-3 as potential therapies for preventing tumour development in these patients."

**Collaborating organisations:** Peter MacCallum Cancer Centre and The Royal Melbourne Hospital.

**Funding partners:** Cancer Australia, National Breast Cancer Research Foundation, National Health and Medical Research Council of Australia, Victorian Breast Cancer Consortium and the Victorian Government.

**More information:** Asselin-Labat ML, Sutherland KD, Vaillant F, Gyorki DE, Wu D, Holroyd S, Breslin K, Ward T, Shi W, Bath ML, Deb S, Fox SB, Smyth GK, Lindeman GJ, Visvader JE. Gata-3

negatively regulates the tumor-initiating capacity of mammary luminal progenitor cells and targets the putative tumor suppressor caspase-14. *Molecular and Cellular Biology*. 2011 Nov; 31(22): 4609-22.



Dr Marie-Liesse Asselin-Labat

## Remembering Gillian Welshe (10 November 1950 - 12 March 1999)

**A \$2 million donation in perpetuity in memory of Mrs Gillian Welshe will support research into breast cancer at the institute.**

In 2012, Gillian's mother, Mrs Edith Qualtrough, set up the research fund in her daughter's honour. "Gillian was 48 when she died of breast cancer," Mrs Qualtrough said. "Her husband Greg died of cancer at 41. Both too young."

The money from the sale of Gillian's property in the UK prompted Mrs Qualtrough to think about how the funds could be used to remember her. "I started thinking about a donation towards breast cancer research," she said.

In February 2012, the family established the Qualtrough Research Fund to improve understanding, treatment and prevention of breast cancer.

The family was aware of the work done at the Walter and Eliza Hall

Institute, and decided to support the institute after reading a story about the innovative breast cancer research being done by Professor Jane Visvader and Professor Geoff Lindeman. "If this helps other women with breast cancer in some way I would be very pleased, and I'm sure Gillian would be too," she said.

Born at Mooroopna, near Shepparton in Victoria, Gillian was a successful businesswoman. In the last two weeks of her life, Gillian set up an annual award for a female student at the International Institute for Management Development in Lausanne, Switzerland, where she had graduated with a Masters of Business Administration in 1984.

"Gillian advocated for recognition of women in the business world," Mrs Qualtrough said. "The career challenges facing women scientists also struck a chord with me, because Gillian had long advocated for equal opportunities in the workplace."

**The family of Mrs Gillian Welshe has set up a research fund for breast cancer in her memory.**





## Major national and international meetings

### Marie-Liesse Asselin-Labat

Australia-France Symposium, Canberra, Australia, 11/11, *Oral presentation*

Mater Medical Research Institute Stem Cell Symposium 2012, Brisbane, Australia, 05/12, *Plenary speaker*

Victorian Breast Cancer Research Centre Symposium 2011, Melbourne, Australia, 11/11, *Invited speaker*

### Geoff Lindeman

Amgen 2011 Breast Cancer scientific advisory board, San Antonio, United States, 12/10, *Keynote speaker, invited speaker and participant on advisory board*

Australia and New Zealand Breast Cancer Trials Group (ANZBCTG) annual scientific meeting, Gold Coast, Australia, 07/11, *Keynote speaker*

Australian Society of Breast Disease annual scientific meeting, Melbourne, Australia, 10/11, *Keynote speaker*

Cancer Therapy & Research Center-American Association of Cancer Research San Antonio Breast Cancer Symposium, San Antonio, United States, 12/11, *Invited session discussant and chair for oral poster session*

EuroSyStem European Summer School 'Hydra VII', Hydra, Greece, 09/11, *Keynote speaker*

15th World Congress of Gynecological Endocrinology, Florence, Italy, 03/12, *Invited speaker and session chair*

Kathleen Cunningham Foundation Consortium for Research into Familial Breast Cancer (kConFab) annual scientific meeting, Kingscliff, Australia, 08/11, *Keynote speaker*

The Copenhagen Bioscience Conference: The Stem Cell Niche - Development and Disease, Copenhagen, Denmark, 06/12, *Keynote speaker*

Victorian Breast Cancer Research Consortium: Fifteen Years of Progress in Breast Cancer Research, Melbourne, Australia, 03/12, *Keynote speaker*

### Clare Scott

Australian Sarcoma Group 2011 annual scientific meeting, Melbourne, Australia, 10/11, *Keynote speaker*

Familial Aspects of Cancer: Research and Practice, Kingscliff, Australia, 08/11, *Keynote speaker*

Fifth p63/p73 Workshop, Lyon, France, 09/11, *Keynote speaker*

Fred Hutchinson/University of Washington Cancer Consortium's Women's Cancer Research Program (WCRP) Seminar, Seattle, United States, 06/12, *Keynote speaker*

Gynaecologic Cancer Inter-Group (GCIG) Meeting: Rare Tumor subgroup, Milan, Italy, 09/11, *Keynote speaker*

Gynaecologic Cancer Intergroup (GCIG) Translational Committee, Chicago, United States, 05/12, *Invited speaker*

Haematology and Oncology Targeted therapies (HOTT) Symposium, Melbourne, Australia, 04/12, *Keynote speaker*

Pfizer Oncology Forum, Sydney, Australia, 06/12, *Keynote speaker*

Victorian Comprehensive Cancer Centre Gynaecological Oncology Research Collaborative and the European Network for Translational Research in Ovarian Cancer (EUTROC), Melbourne, Australia, 08/11, *Keynote speaker, invited speaker and session chair*

### Julie Sheridan

Victorian Breast Cancer Research Centre Symposium 2011, Melbourne, Australia, 11/11, *Keynote speaker*

### François Vaillant

Victorian Breast Cancer Research Centre Symposium 2011, Melbourne, Australia, 11/11, *Keynote speaker*

### Jane Visvader

American Association for Cancer Research annual meeting, Chicago, United States, 03/12, *Keynote speaker, invited speaker and session chair*

Australia-France Joint Symposium on Health Sciences and Biomedicine, Canberra, Australia, 11/11, *Keynote speaker*

Australian Academy of Science, Canberra, Australia, 4/12, *Keynote speaker*

Australian Academy of Science New Fellows and Medallist Symposium, Melbourne, Australia, 06/12, *Keynote speaker*

Breast Cancer Nobel Symposia, Stockholm, Sweden, 06/12, *Keynote speaker*

Eighth International Symposium on Milk Genomics and Human Health, Melbourne, Australia, 11/11, *Keynote speaker*

EuroSyStem European Summer School 'Hydra VII', Hydra, Greece, 9/11, *Keynote speaker*

Frontiers in Cancer Science 2011, Singapore, Singapore, 11/11, *Plenary speaker*

Hinterzartener Kreis for Cancer Research meeting, Cadenabbia, Italy, 04/12, *Keynote speaker*

Human Genome Meeting 2012, Sydney, Australia, 03/12, *Invited speaker*

Ludwig Institute for Cancer Research Translational Oncology Conference, Melbourne, Australia, 10/11, *Keynote speaker*

The International Society for Stem Cell Research annual meeting, Yokohama, Japan, 06/12, *Plenary speaker*

Victorian Breast Cancer Research Consortium: Fifteen Years of Progress in Breast Cancer Research, Melbourne, Australia, 03/12, *Keynote speaker*

## Staff list

Sally Cane, BSc *Deakin*, scientific coordinator

Audrey Partanen, BSc *Washington*, project coordinator

Kylie Shackleton, BSc(Nursing) *Deakin*, project officer (from 05/12)

### Breast cancer laboratory

**Geoff Lindeman**, BSc(Med) *Sydney* MB BS(Hons) *Sydney* PhD *Melbourne* FRACP

**Jane Visvader**, BSc(Hons) *Adelaide* PhD *Adelaide*

Nai Yang Fu, BSc *Xiamen* MSc *Sun Yat-sen* PhD *Singapore*

Delphine Merino, MSc *Dijon* PhD *Dijon* (from 12/11)

Samantha Oakes, BSc(Hons) *UNSW* PhD *UNSW* (to 09/11)

Bhupinder Pal, MSc *Kurukshetra* PhD *Melbourne*

David Reynolds, BSc(Hons) *Adelaide* PhD *Adelaide*

Anne Rios, MSc *Marseille* PhD *Marseille* (from 12/11)

Julie Sheridan, BSc(Hons) *Leeds* PhD *Edinburgh*

François Vaillant, DEA *Paris XI* PhD *Monash*

Kelsey Breslin, BSc(Hons) *Alberta*  
Kun Jiang, BBiomedSc(Hons) *Melbourne* (to 01/12)

Tamara McLennan, BAppSc(Hons) *QUT* BBIolSc *LaTrobe* (from 1/12)

Emma Nolan, BSc(Hons) *Otago* (from 02/12)

Catherine To, BSc(Hons) *Melbourne* (from 04/12)

Teresa Ward, BSc(Hons) *Massey* (to 04/12)

Sarah Best, BSc(Hons) *Melbourne*, PhD student

Bianca Capaldo, BSc *Monash* BSc(Hons) *Melbourne*, PhD student

Lily Lee, BSc(Hons) *Melbourne* LLB(Hons) *Melbourne*, PhD student

Kate Voronova, overseas research trainee (to 10/11)

Chris Walter, UROP student (to 12/11)

**Marie-Liesse Asselin-Labat**, DEA *Paris XI*, PharmaD PhD *Paris*

Caitlin Filby, BBiomedSc(Hons) *Monash* PhD *Monash*

Kati Viitaniemi, MSc *Jyvaskyla*

Laura Galvis Vargas, UROP student

Clare Weeden, BA(Hons) *UWA* BSc(Hons) *UWA*, PhD student (from 03/12)

**Clare Scott**, MB BS *Melbourne* PhD *Melbourne* FRACP

Esther Moss, MB ChB *Birmingham* MSc *Birmingham* PhD *Keele* (from 01/12 to 02/12)

Rachael Rutkowski, BA *Melbourne* BSc(Hons) *Melbourne* PhD *James Cook* (from 08/11)

Phillip Moss BA *Melbourne* BSc *Melbourne* BMed *Melbourne* (from 8/11 to 10/11)

Michele Cook DipAppSci (Medical Laboratory Science) *RMIT* (from 3/12)

Lina Happonen BBiomedSc(Hons) *Melbourne* PhD *Melbourne* (from 2/12)

Lynne Hartley, BSc(Hons) *Melbourne* GradDipAcc *Monash*

Blazhe Nedanovski, BSc(Hons) *Melbourne* (to 07/11)

Elizabeth Lieschke, summer student (from 12/11 to 1/12)

Jenny Luong, UROP student

Monique Topp, visiting PhD student



# Molecular Genetics of Cancer

**Normal cells in our bodies have a limited lifespan. Those cells that are damaged, potentially dangerous or no longer needed are eliminated by a process of programmed cell death termed apoptosis.**

A cell that develops a defect in its apoptosis machinery will fail to die when it should and may multiply to give rise to a cancer. Defective apoptosis makes the cancer cells resistant to chemotherapy drugs and radiation commonly used in cancer therapies.

The Molecular Genetics of Cancer division explores how apoptosis is controlled and how disruptions in this vital cellular process lead to cancer or resistance to cancer therapies. Our increased understanding of apoptosis has galvanised the search for novel anti-cancer drugs that directly trigger the apoptotic machinery to kill tumour cells.

Cellular 'stress' produces signals that trigger Bcl-2 family proteins inside the cell. The resulting tussle between the pro-survival family members (including Bcl-2 and Bcl-x<sub>L</sub>) and their pro-death relatives (Bak, Bax and the BH3-only signalling proteins) determines whether a cell lives or dies. Our researchers are helping to develop and test drugs that promote cell death by blocking pro-survival proteins. Our recent work reveals that one such promising drug is particularly effective at targeting Bcl-2 in lymphoid malignancies (see opposite page).

Cancer therapy should become more effective if we can establish which pro-survival protein is essential for the sustained survival and expansion of particular cancers, and develop treatments that target that specific protein. This year we showed that acute myeloid leukaemia cells depend on Mcl-1 for sustained survival both in tissue culture and *in vivo*. This points to Mcl-1 or its regulators as potential targets for therapeutic intervention for this incurable blood cell malignancy. Similarly, we found that the development of some lymphomas depends entirely on Bcl-x<sub>L</sub>. These findings emphasise the exciting potential of developing anti-cancer agents that attack specific Bcl-2 family members for cancer treatment and perhaps, ultimately, its prevention.

## Laboratory heads

**Professor Jerry Adams**

*Division head*

**Dr Philippe Bouillet**

**Professor Suzanne Cory**

**Dr Ruth Kluck**

**Associate Professor Clare Scott**

**Professor Andreas Strasser**

*Division head*

---

PhD student Mr Alex Delbridge is working with Professor Andreas Strasser to understand the molecules involved in programmed cell death.





## Defining the specificity of a new class of anti-cancer agents

**For the past two decades, the institute has been at the forefront of research into understanding how defective cell death regulation contributes to the development of cancer, and how the cell death machinery can be harnessed by anti-cancer agents.**

Clinical trials of a new class of potential anti-cancer agents, called BH3-mimetics, are currently underway. These agents block the activities of pro-survival Bcl-2 family proteins including Bcl-2 and Bcl-x<sub>L</sub>, bringing about death of cancer cells.

Dr Philippe Bouillet and Dr Delphine Mériño from the institute's Molecular Genetics of Cancer division, and Dr Seong Lin Khaw from the ACRF Chemical Biology division have identified the mode of action of two of the most widely-studied BH3-mimetics, navitoclax and ABT-737. Their findings provide a way of predicting which cancers will be most susceptible to these agents.

The research found that navitoclax was most effective in treating leukaemias and lymphomas with high levels of Bcl-2 gene expression, while cancers with altered expression of other Bcl-2 family proteins, such as Bcl-x<sub>L</sub> or Mcl-1, did not respond as well to the BH3-mimetics.


Dr Bouillet said the finding was an important step towards tailoring anti-cancer treatments for individual patients. "It has been known that high levels of Bcl-2 or Bcl-x<sub>L</sub> can make certain leukaemias and lymphomas resistant to conventional chemotherapy," he said. "Our findings explain how BH3-mimetics function in cells, and identify high Bcl-2 expression as a marker of susceptibility to navitoclax."

**Collaborating organisations:** Abbott, Genentech, a member of the Roche Group, Monash Medical Centre, The Royal Melbourne Hospital, The University of Melbourne.

**Funding partners:** Australian Research Council, Cancer Council Victoria, Leukaemia Foundation of Australia, Leukemia & Lymphoma Society (US), National Cancer Institute, National Health and Medical Research Council of Australia, The Lady Tata Memorial Trust and the Victorian Government.

**More information:** Mériño D, Khaw SL, Glaser SP, Anderson DJ, Belmont LD, Wong C, Yue P, Robati M, Phipson B, Fairlie WD, Lee EF, Campbell KJ, Vandenberg CJ, Cory S, Roberts AW,

Ludlam MJ, Huang DC, Bouillet P. Bcl-2, Bcl-x(L), and Bcl-w are not equivalent targets of ABT-737 and navitoclax (ABT-263) in lymphoid and leukemic cells. *Blood*. 2012 Jun 14; 119(24):5807-16.



Dr Philippe Bouillet (left) and Dr Delphine Mériño

## Supporting outstanding Victorian science

**In November 2011, Professor Andreas Strasser was awarded the 2011 Victoria Prize for his research into the control of cell death. The Victoria Prize, which includes a cash prize of \$50,000 for the recipient, is awarded annually by the Victorian Government to a scientist whose discovery has significantly advanced knowledge.**

Professor Strasser's research into the control of cell death has shown that defects in cell death can lead to the development of cancer or autoimmune disease (where the immune system mistakenly attacks and destroys healthy body tissue), and can also render cancer cells resistant to chemotherapeutics.

As part of Professor Strasser's award, the institute received an additional \$100,000 through the Anne & Eric Smorgon Memorial Award. The Anne & Eric Smorgon Memorial Award is

provided by the Jack & Robert Smorgon Families Foundation to the organisation supporting the work of the winner of the Victoria Prize.

The award celebrated its tenth anniversary in 2011, bringing the support it has provided to Victoria's research community to \$1 million.

Institute director Professor Doug Hilton said philanthropic funding provided by families such as the Smorgons was vital to the continued work of medical research organisations.

"We are honoured to see the work of one of our outstanding researchers, Andreas Strasser, recognised with the Victoria Prize," Professor Hilton said. "Even more so, we are delighted that the Smorgon family has recognised the importance of Andreas' research, and that of other Victorian scientists, through their philanthropic support. This funding will allow Andreas and his team

to continue to make discoveries that help in the treatment of diseases such as cancer and chronic inflammatory diseases, which are a significant health burden in Australia."



Professor Andreas Strasser

## Major national and international meetings

### Jerry Adams

Human Genetics Society of Australasia 35th annual scientific meeting: Genetics in the Sun, Gold Coast, Australia, 08/11, *Keynote speaker*

Leukemia & Lymphoma Society SCOR progress review meeting, New York, United States, 10/11, *Keynote speaker*

European Molecular Biology Organization (EMBO) Workshop on Programmed Cell Death in Model Organisms, Ein-Gedi, Israel, 02/12, *Keynote speaker*

### Rebecca Bilardi

First Australian Workshop on Cell Death: Death on the Reef, Lindemann Island, Australia, 08/11, *Oral presentation*

### Philippe Bouillet

ComBio 2011, Cairns, Australia, 09/11, *Invited speaker*

Cold Spring Harbour Symposium on Cell Death, Cold Spring Harbour, United States, 10/11, *Oral presentation*

Second International Symposium on Carcinogenic Spiral: Infection, Immunity, and Cancer and seminar speaker, Kyoto, Japan, 01/12, *Invited speaker*

### Suzanne Cory

Beatson International Cancer Conference: Cancer models and novel therapies, Glasgow, Scotland, 11/12, *Keynote speaker*

European Molecular Biology Organization (EMBO) Workshop on Programmed Cell Death in Model Organisms, Ein-Gedi, Israel, 02/12, *Chairperson*

### Alexis Delbridge

RIKEN Research Center for Allergy and Immunology international summer program, Yokohama, Japan, 06/12, *Oral presentation*

24th Lorne Cancer Conference, Lorne, Australia, 02/12, *Oral presentation*

### Stefan Glaser

Apoptosis and Cancer Conference, Cambridge, United Kingdom, 03/12, *Oral presentation*

First Australian Workshop on Cell Death: Death on the Reef, Lindemann Island, Australia, 08/11, *Oral presentation*

New Directions in Leukaemia Research, Sunshine Coast, Australia, 03/12, *Keynote speaker*

### Daniel Gray

Keystone Symposium: Regulation of Lymphocyte Signalling, Keystone, United States, 03/12, *Oral presentation*

### Ana Janic

24th Lorne Cancer Conference, Lorne, Australia, 02/12, *Oral presentation*

### Ruth Kluck

Keystone Conference on Mitochondrial Dynamics and Function, Banff, Canada, 03/12, *Invited speaker*

Second Prato Conference on Pore Forming Proteins, Prato, Italy, 04/12, *Keynote speaker*

### Delphine Mérino

First Australian Workshop on Cell Death: Death on the Reef, Lindemann Island, Australia, 08/11, *Oral presentation*

### Lorraine O'Reilly

Beatson Institute for Cancer Research, Glasgow, United Kingdom, 10/11, *Invited seminar*

First Bio-Rheumatology Congress, Tokyo, Japan, 11/11, *Keynote speaker*

### Clare Scott

Australian Sarcoma Group 2011 annual scientific meeting, Melbourne, Australia, 10/11, *Keynote speaker*

Australia and New Zealand Gynaecological Oncology Group (ANZGOG) Annual Scientific Meeting 2012, Gold Coast, Australia, 02/12, *Organiser and session chair*

Haematology and Oncology Targeted therapies (HOTT) Symposium, Melbourne, Australia, 04/12, *Keynote speaker*

Gynaecologic Cancer Intergroup (GCI) Translational Committee, Chicago, United States, 05/12, *Invited speaker*

Fred Hutchinson/University of Washington Cancer Consortium's Women's Cancer Research Program (WCRP) seminar, Seattle, United States, 06/12, *Keynote speaker*

Pfizer Oncology Forum, Sydney, Australia, 06/12, *Keynote speaker*

### Andreas Strasser

Australian and New Zealand Association for the Advancement of Science, Melbourne, Australia, 03/12, *Invited seminar*

Cold Spring Harbour Symposium on Cell Death, Cold Spring Harbour, United States, 10/11, *Plenary speaker*

IMB Academia Sinica Performance Review and Lecture Series, Taipei, Taiwan, 01/12, *Keynote speaker*

New Directions in Leukaemia Research Meeting, Sunshine Coast, Australia, 03/12, *Keynote speaker*

19th Euroconference on Apoptosis, Stockholm, Sweden, 09/11, *Plenary speaker*

Keystone Symposium: Regulation of Lymphocyte Signalling, Keystone, United States, 03/12, *Invited speaker*

Second Ludwig Institute of Cancer Research Translational Oncology Conference, Melbourne, Australia, 10/11, *Keynote speaker*

2011 Mitochondria, Apoptosis and Cancer Conference, Singapore City, Singapore, 10/11, *Keynote speaker*

### Dana Westphal

First Australian Workshop on Cell Death: Death on the Reef, Lindemann Island, Australia, 08/11, *Oral presentation*

## Staff list

Catherine McLean, BA *Melbourne*  
GradDipGenetCounsell *Charles Sturt*,  
scientific coordinator  
Linda Scott, Executive assistant to  
Suzanne Cory

**Jerry Adams**, BSc *Emory* PhD *Harvard*  
FAA FRS

**Suzanne Cory**, BSc *Melbourne* MSc  
*Melbourne* PhD *Cantab* Hon DSc *Syd*,  
Hon DSc *Oxon* FAA, FRS

Rebecca Bilardi, BBiolSc(Hons) *LaTrobe*  
PhD *LaTrobe*

Max Tailler, BSc *Bordeaux 1* MSc  
*Bordeaux 1* PhD *Paris XI* (from 01/12)

Cassandra Vandenberg, BSc(Hons)  
*Otago* PhD *Otago*

Bin Wang, BSc *Beijing* PhD *Beijing*  
Dana Westphal, MSc *Technical*  
PhD *Otago*

Leonie Gibson, BAppSc *RMIT*

Natasha Anstee, BSc(Hons) *Melbourne*,  
PhD student

Marie Menard, overseas research trainee  
(from 01/12)

**Andreas Strasser**, MSc *Basel* PhD  
*Basel* FAA

Silvia Alvarez-Diaz, BSc *Oviedo* MSc  
*Oviedo* PhD *Madrid* (from 01/12)

Stephanie Grabow, MSc *Max Planck*  
PhD *Melbourne*

Daniel Gray, BBiomedSc(Hons) *Monash*  
PhD *Monash*

Marco Herold, Dipl. Biol. *Wuerzburg* PhD  
*Wuerzburg*

Ana Janic, BSc *Belgrade* PhD *Barcelona*  
(from 10/11)

Gemma Kelly, BSc(Hons) *Durham* PhD  
*Birmingham*

Lorraine O'Reilly, BSc *Glasgow* PhD  
*London*

Ann Lin, BSc(Hons) *Melbourne*

Antonia Policheni, BBiomedSc *Monash*  
BSc(Hons) *Melbourne*

Lin Tai, BAppSc *Swinburne* MSc *LaTrobe*  
Michele Cook, Dip AppSc *RMIT* (to 03/12)

Fiona Kupresanin, B BiomedSc  
*Melbourne* MDietetics *Deakin*

Adam Bonner, overseas research trainee  
(to 08/11)

Claire Bowtell, BSc *Melbourne*,  
BSc(Honours) student

Alexis Delbridge, BBiomedSc(Hons)  
*Melbourne*, PhD student

Reema Jain, MSc *Auckland*, PhD student  
(from 09/11)

Francine Ke, BSc(Hons) *Melbourne*, PhD  
student

Mathias Lang, BSc *Innsbruck*, overseas  
research trainee (from 10/11)

Jun Low, BBiomedSc *Melbourne*,  
BSc(Honours) student (from 02/12)

Elenora Ottina, BSc *Milan* MSc *Milan*,  
overseas research trainee (from 04/12)

Leona Rohrbeck, BSc *Maastricht* MSc  
*Maastricht*, PhD student

Liz Valente, BBiomedSc(Hons) *LaTrobe*,  
PhD student

**Clare Scott**, MBBS PhD *Melb* FRACP

Lina Happonen, BBiomedSc(Hons) *Melb*, PhD  
student (to 01/12)

**Philippe Bouillet**, PhD *Louis Pasteur*

Delphine Mérino MSc PhD *Dijon* (to 12/11)

Maybelline Giam, BSc *Melbourne* PhD  
*Melbourne* (to 06/12)

Bruno Helbert, MSc *Paris-Sorbonne*

Mikara Robati, BSc *Waikato*

Carley Young, BSc *Melbourne*

Ryan Stuchbery, BSc *Melbourne*,  
BSc(Honours) student (to 11/11)

**Ruth Kluck**, BSc *Qld* PhD *Qld*

Amber Alsop, BSc(Hons) *Sydney* PhD  
*Cambridge*

Khatira Anwari, BBiomedSc *Melbourne*  
BSc(Hons) *Melbourne* PhD *Monash*  
(from 07/11)

Ray Bartolo, BSc(Hons) *Deakin* PhD  
*Deakin* (from 01/12)

Stephanie Fennell, BBiolSc(Hons) *LaTrobe*

Colin Hockings, BA(Hons) *Cambridge*,  
PhD student

Sweta Iyer, BSc *India* MSc *Madurai*  
*Kamaraj*, PhD student

Vu Tran, BSc *Melbourne*, BSc(Honours)  
student (to 11/11)





## ACRF Chemical Biology

**The major focus of the ACRF Chemical Biology division is to discover, refine and apply state-of-the-art chemical approaches to address important biological questions and develop them into treatments for human diseases.**

To achieve these goals, researchers in the division are developing agents that can specifically modulate the action of key proteins and enzymes that cause human diseases, such as cancers and malaria. The overactivity of the protein Bcl-2 enables the survival of some cancer cells. Chemical compounds that selectively target Bcl-2 have been developed and are showing promising results in clinical trials in patients with some forms of leukaemia and lymphoma.

Our research includes efforts to target other processes and pathways that drive and sustain cancers, including mutations that cause unregulated growth, leading to tumours. We are also using complementary approaches to search for new therapeutic agents. This includes taking alternative approaches such as testing and isolating chemical compounds that are shown to kill diseased cells, then identifying the specific molecular target.

The research undertaken covers a number of therapeutic areas. Together with scientists from the Infection and Immunity division, we are investigating the possibility of targeting malaria-infected red blood cells. Such an approach may allow the development of highly efficacious treatments for the millions of people worldwide affected by this disease.

To undertake these challenging and exciting projects, the division brings together world-class expertise in chemistry, molecular biology and high-throughput chemical screening, and strong collaborations with scientists in other research divisions. We have the unique capability to rapidly screen hundreds of thousands of compounds for those with desirable properties, placing us in a strong position to discover and develop chemicals that are extremely powerful as research tools or have great potential to be transformed into medications for treating diseases that currently have poor outcomes.

### Laboratory heads

**Dr Chris Burns**

**Professor David Huang**


Division head

**Dr Guillaume Lessene**

**Dr Ian Street**

---

Research assistant Ms Freya Kahn (left) and division head Professor David Huang are looking for new treatments for cancers.



## Discovering new drugs for treating leukaemias

**Acute myeloid leukaemia (AML) is the most common type of acute leukaemia (aggressive blood cancer) in Australia, with up to 850 Australians diagnosed each year.**

Dr Hendrik Falk and Dr Ian Street from the institute's ACRF Chemical Biology division and Cancer Therapeutics CRC, and Dr Tim Thomas from the Molecular Medicine division, are collaborating to identify new drugs for treating AML.

The research team is looking for drugs that target MOZ, a protein known to be involved in the development of some types of AML.

Dr Thomas said the *Moz* gene was an excellent target for treating AML. "MOZ is a key regulator of genes that tell blood cells to renew, and has been implicated in leukaemia development," Dr Thomas said. "People with AML linked to mutations in *Moz* have a very poor prognosis, with a mean survival time of less than five months. Identifying drugs that could bind to and inhibit this protein would give these people a much better treatment option."

Dr Falk said the team had developed a new drug discovery system that better identifies small molecules that inhibit MOZ activity. "With the assay, we can assess a large number of compounds quickly and robustly to identify lead-like molecules as starting points for drug development; essentially sorting the 'wheat from the chaff'," Dr Falk said. "It also overcomes a number of significant technical challenges that have led other drug discoverers down the wrong track."

Dr Street said the research team identified a compound that reversibly


binds to and inhibits MOZ activity. "It is very exciting and, to the best of our knowledge, this is the first time that it has been achieved," Dr Street said. "However drug discovery is a long and risky process and it could be more than five years before an agent that inhibits MOZ makes it into clinical trials."

**Collaborating organisations:** Cancer Therapeutics CRC and CSIRO.

**Funding partners:** Australian Research Council, Cancer Therapeutics CRC, National Health and Medical Research Council of Australia and the Victorian Government.

**More information:** Falk H, Connor T, Yang H, Loft KJ, Alcindor JL, Nikolakopoulos G, Surjadi RN, Bentley JD, Hattarki MK, Dolezal O, Murphy JM, Monahan BJ, Peat TS, Thomas T, Baell JB, Parisot JP, Street IP. An efficient high-throughput screening method for MYST family acetyltransferases, a new class of epigenetic drug targets. *Journal of Biomolecular Screening*. 2011 Dec; 16(10): 1196-205.

**Dr Ian Street (left), Dr Hendrik Falk (centre) and Dr Tim Thomas.**



## ACRF support to help find new cancer drugs

**In 2012 the Australian Cancer Research Foundation (ACRF) committed \$2 million towards the fit-out of two new cancer research laboratories at the Walter and Eliza Hall Institute.**

The funding helped establish new laboratories for the institute's ACRF Chemical Biology division and ACRF Stem Cells and Cancer division, allowing for the expansion of research into the causes of, and development of new treatments for, some of the most prevalent cancers in Australia, including breast cancer, ovarian cancer, lung cancer and leukaemia.

Professor David Huang, head of the ACRF Chemical Biology division, said the facilities would enable institute researchers to develop new medications for cancers including blood cancers such as leukaemia, and epithelial cancers including breast cancers. "The institute has many scientists investigating how cancers might be better treated," Professor Huang said. "Our division will use this knowledge to develop medications that have the potential to be used as new anti-cancer agents."

ACRF chairman Mr Tom Dery said the new funding agreement would

further strengthen Australian cancer research efforts. "We have been proud to support successful research projects at the Walter and Eliza Hall Institute in the past," Mr Dery said. "The ACRF's support for these new research facilities will enable institute scientists to make discoveries about cancer biology, and then see them developed through to potential new anti-cancer treatments. This will undoubtedly improve the outlook for patients with some of the most common and deadly cancers in Australia."



## Major national and international meetings

### David Huang

Institute for Research in Immunology and Cancer Symposium, Montreal, Canada, 9/11, *Keynote speaker*

Ludwig Institute for Cancer Research Translational Oncology Conference, Melbourne, Australia, 10/11, *Invited speaker*

Mitochondria, Apoptosis and Cancer, Singapore, Singapore, 10/11, *Keynote speaker*

12th Hunter Meeting – Australia's Premier Cellular Biology Meeting, Pokolbin, Australia, 03/12, *Keynote speaker*

### Kurt Lackovic

Screening Asia, Singapore, Singapore, 11/11, *Invited speaker*

### Guillaume Lessene

Australia-France Symposium, Canberra, Australia, 11/11, *Oral presentation*

### Brad Sleebs

Royal Australian Chemical Institute Biomolecular Division Conference, Torquay, Australia, 11/11, *Oral presentation*





## Staff list

Kylee Aumann, BSc(Hons) *Melbourne*  
PhD *Melbourne*, scientific coordinator

**David Huang**, MBBS *London* PhD  
*London* MRCP *London*

Brooke Cody, BSc *California* PhD *Wake Forest* (to 02/12)

Lisa Lindqvist, BSc *McGill* PhD *McGill*  
(to 05/12)

Lei Liu, MSc *China* PhD *China*  
(from 01/12)

Kylie Mason, MBBS *Melbourne* PhD  
*Melbourne*

Toru Okamoto, BSc *Osaka* MSc *Osaka*  
PhD *Osaka* (to 01/12)

David Segal, BSc(Hons) *UWA* PhD *ANU*  
Megumi Takiguchi, BSc *Victoria*  
PhD *Oxford*

Mark van Delft, BSc(Hons) *McMaster*  
PhD *Melbourne* (from 02/12)

Angela Georgiou, ADipAppSc *RMIT*  
Helen Ierino, BAppSc *RMIT*

Freya Kahn, BBiomedSc(Hons)  
*Melbourne* (to 12/11)

Kate McArthur, BSc(Hons) *Melbourne*  
(from 03/12)

Anuratha Srikumar, BSc *Madras*

Mary Ann Anderson, MBBS *Melbourne*,  
PhD student

Hui San Chin, BBiomedSc *Melbourne*,  
BSc(Hons) student (from 11/11)

Felanita Hutani, BBiomedSc *Melbourne*  
(to 12/11)

Douglas Tjandra, BBiomedSc *Melbourne*

**Jonathan Baell**, BSc(Hons) *UTAS* PhD  
*Melbourne* (to 04/12)

Brad Sleebs, BSc(Hons) *LaTrobe* PhD  
*LaTrobe* (to 04/12)

Ryan Brady, BSc(Hons) *Melbourne* PhD  
*Melbourne* (to 04/12)

Georgina Holloway, BAppSc(Hons) *RMIT*  
PhD *Melbourne* (to 04/12)

Kung Ban, BMedChem *LaTrobe* (to 04/12)  
Dana Stachurska-Buczek, MSc *Poland*  
(to 04/12)

Michelle Gazdik, BMedChem(Hons)  
*LaTrobe*, visiting BSc(Hons) student (to 11/11)

Jelena Medan, BMedSc(Hons) *LaTrobe*,  
visiting PhD student (to 04/12)

Sarah Moawad, BMedChem *LaTrobe*,  
visiting BSc(Hons) student (to 11/11)

Silvia Teguh, BSc(Hons) *Melbourne*, PhD  
student (to 04/12)

Yen Vo, visiting MSc student (to 02/12)

Julie Sanchez, overseas research trainee  
(to 08/11)

Elliott Teston, overseas research trainee  
(to 08/11)

**Chris Burns**, BSc(Hons) *Melbourne* PhD  
*Melbourne*

Jo Alcindor, BSc(Hons) *Hertfordshire* PhD  
*Cambridge*

Ryan Brady, BSc(Hons) *Melbourne* PhD  
*Melbourne* (from 04/12)

Danny Ganame, BSc(Hons) *LaTrobe* PhD  
*Melbourne*

Bill Hawkins, BMedChem(Hons)  
*Wollongong* PhD *Wollongong* (to 06/12)

Georgina Holloway, BAppSc(Hons) *RMIT*  
PhD *Melbourne* (from 04/12)

Romina Lessene, BSc(Hons) *Melbourne*  
PhD *Melbourne*

George Nikolakopoulos, BAppSc(Hons)  
*QUT* PhD *Monash*

Louisa Phillipson, BSc *Surrey* PhD  
*Reading*

Paul Stuppel, BA *Oxford* DPhil *Oxford*  
(from 01/12)

Kung Ban, BMedChem *LaTrobe*  
(from 04/12)

Wilco Kersten, BSc *Netherlands*  
Thao Nguyen, BSc *VUT*

Dana Stachurska-Buczek, MSc *Poland*  
(from 04/12)

Manal Ali, BMedChem *LaTrobe*, visiting  
BSc(Hons) student (from 03/12)

Duong Nhu, BSc *LaTrobe*, PhD student  
David Lee, visiting BSc student (from  
03/12 to 06/12)

**Guillaume Lessene**, PhD *Bordeaux 1*

Chinh Bui, BSc(Hons) *Griffith* PhD  
*Melbourne*

Brad Sleebs, BSc(Hons) *LaTrobe* PhD  
*LaTrobe* (from 04/12)

Yelena Khakham, BSc(Hons) *Monash*  
Amelia Vom, BMedChem(Hons) *Monash*  
PhD *Monash* (from 02/12)

Michelle Gazdik, BMedChem(Hons)  
*LaTrobe*, PhD student (from 03/12)

Jelena Medan, BMedSc(Hons) *LaTrobe*,  
visiting PhD student (from 04/12)

Michael Roy, BSc(Hons) *Melbourne* LLB  
*Melbourne*, BSc(Hons) student (to 11/11)  
PhD student (from 03/12)

Cyrus Tan, BA *Melbourne* BSc  
*Melbourne*, BSc(Hons) student  
(from 02/12)

Silvia Teguh, BSc(Hons) *Melbourne*, PhD  
student (from 04/12)

Simon Donck, overseas research trainee  
(to 08/11)

Sidney Louzoun, overseas research  
trainee (from 04/12)

**Ian Street**, BSc(Hons) *Sussex* PhD  
*British Columbia*

Tony Cardno, BSc *Otago* MSc *Otago*  
PhD *Otago* (to 03/12)

Hendrik Falk, BPharm *Halle* PhD *Berlin*  
Ann Holmes, PhD *London* (from 07/11 to  
08/11)

Kurt Lackovic, BAppSc(Hons) *LaTrobe*  
PhD *LaTrobe*

Karl Leuchowius, MSc *Uppsala* PhD  
*Uppsala*

Kym Lowes, BSc(Hons) *UWA* PhD *UWA*  
John Parisot, BSc(Hons) *Monash* PhD  
*Melbourne* (to 07/11)

Elizabeth Allan, BSc(Hons) *Otago* PhD  
*Melbourne* (from 12/11)

Lynda Allan, BSc(Hons) *Dundee* (to 08/11)

Melanie De Silva, BSc *Melbourne*  
(from 09/11)

Rebecca Moss, BAppSc(Hons) *RMIT*  
Patrizia Novello, BBIolSc(Hons) *LaTrobe*

Margaret Tiong, BSc(Hons) *Melbourne*  
(to 10/11)

Soo San Wan, BAgSc(Hons) *LaTrobe*  
MAGSc *LaTrobe*

Hong Yang, PhD *Norman Bethune*

**Andrew Wilks**, BSc(Hons) *Liverpool* PhD  
*Glasgow*

# Molecular Medicine

**The Molecular Medicine division investigates the pathways that control normal differentiation of stem cells, in particular blood stem cells, and how these pathways are perturbed in diseases including leukaemia and lymphoma, and in inflammation.**

Researchers use data from genetic, genomic, proteomic and computational analyses to place individual genes into the regulatory pathways, with the ultimate goal of working closely with clinicians and the private sector to translate our discoveries into improvements in the diagnosis and treatment of disease.

Major research themes in the division include the regulation of stem cells, blood cell production and function, and blood cancers. Researchers are also studying molecules that regulate the epigenome; chemical modifications to the chromatin (which is made up of DNA and proteins it binds to) that occur in response to environmental factors and tell genes to switch on or off.

The past 12 months have seen wonderful progress in understanding how an intriguing family of epigenetic regulators, the MYST acetyltransferases, work. Research headed by Dr Anne Voss and Dr Tim Thomas has shown that one *MYST*-family member, *MOZ*, regulates a number of genetic programs, including *Tbx* genes, needed for the proper formation of the heart and associated blood vessels. Congenital heart defects are present in approximately one per cent of live births, and this work provides a very rare insight into how an epigenetic regulator can combine both genetic and environmental cues to ensure proper formation of the heart (see opposite page).

The work of Mr Bilal Sheikh, a PhD student supervised by Dr Voss and Dr Thomas, has highlighted the importance of another *MYST*-family member, *Querkopf*, in maintaining a rare population of stem cells in the adult brain. This work highlighted the importance of *Querkopf* in maintaining stem cell features including self-renewal, and the ability to become many different cell types.

Together these studies, and other work in the division, emphasise the importance of epigenetic regulators in controlling stem cell function.

## Laboratory heads

**Dr Marnie Blewitt**

**Dr Ross Dickins**

**Professor Doug Hilton**

Division head

**Dr Samir Taoudi**

**Dr Tim Thomas**

**Dr Anne Voss**

PhD student Ms Hannah Vanyai is looking at the role of epigenetic regulators in development and disease.



## Gene 'switch' may explain DiGeorge syndrome severity

**The discovery of a 'switch' that modifies a gene essential for normal heart development could explain the variations in severity of birth defects in children with DiGeorge syndrome.**

DiGeorge syndrome is a common congenital disease, affecting approximately one in 4000 babies. Children with the syndrome exhibit a range of mild to severe birth defects, including heart and aorta defects.

Dr Anne Voss, Dr Tim Thomas and colleagues discovered the 'switch' while investigating foetal development in an animal model of DiGeorge syndrome.

"In DiGeorge syndrome the variation in symptoms is so prominent that even identical twins, with the exact same DNA sequence, can have remarkably different conditions," Dr Voss said. "We hypothesised that environmental factors were probably responsible for the variation, via changes to the way in which genetic material is packaged in the chromatin."

Chromatin is the genetic material that comprises DNA and associated proteins packaged together in the cell nucleus. Chemical marks that sit on the chromatin modify it to instruct when and where to switch genes on or off.

The research team found MOZ, a protein 'switch' involved in chromatin modification, was key to explaining the variation in birth defect severity in an animal model of DiGeorge syndrome. "MOZ makes marks on the chromatin that tell genes to switch on," Dr Voss said. "We showed that MOZ regulates *Tbx1*, a major gene responsible for heart and aortic arch development. MOZ is crucial for normal activity of *Tbx1*, and variations in the level of MOZ activity may contribute to determining how severe the defects are in children with DiGeorge syndrome."

The research team also showed reduced MOZ activity could conspire with excess retinoic acid (a type of vitamin A) to markedly increase the frequency and severity of DiGeorge syndrome. "In our mouse model, mice that had one normal copy of MOZ and one mutated copy looked completely normal. However if their mother's diet during pregnancy was high in vitamin A, the offspring developed DiGeorge syndrome-like defects," she said.

### Collaborating organisations:

University College London Institute of Child Health.

**Funding partners:** Australian Stem Cell Centre, British Heart Foundation, National Health and Medical Research Council of Australia and the Victorian Government.

**More information:** Presented at the Molecular Pathways in Organ Development and Disease conference, Cold Spring Harbor, New York, 17-21 April 2012.



Dr Anne Voss (right) and Dr Tim Thomas led a research team that discovered the gene 'switch' which may explain variations in symptoms seen in children with DiGeorge syndrome.

## Understanding why some childhood leukaemias don't respond to treatment

**Acute lymphoblastic leukaemia (ALL) is an aggressive blood cancer and the most common childhood cancer, with approximately 175 children diagnosed each year in Australia.**

Current ALL therapy begins with treatment using steroid hormones (glucocorticoids), which cause the leukaemia cells to undergo programmed cell death (apoptosis) and restore normal blood cell production. Approximately 80 per cent of patients are cured by current treatments, however the other 20 per cent often succumb to relapsed ALL that is glucocorticoid resistant.

PhD student Mr Matt Witkowski from the institute's Molecular Medicine division was awarded a Leukaemia Foundation scholarship in 2011 to study how deletions in a gene called *Ikaros* are associated with resistance to conventional therapy in children with ALL.

"Mutations in the *Ikaros* gene are strongly associated with treatment

failure and poor prognosis in ALL due to a lack of treatment options," Mr Witkowski said. "Despite these breakthroughs in our understanding of the genetics of ALL, we still don't understand how *Ikaros* suppresses tumour development and how its deletion contributes to leukaemia relapse."

While Mr Witkowski was completing his honours project at the institute he was part of a team that showed *Ikaros* regulates the expression of an enzyme involved in activation of glucocorticoids, a class of steroid hormones that are the mainstay of ALL therapy.

The Leukaemia Foundation funding has allowed Mr Witkowski to undertake a PhD project at the institute using mouse models of ALL to investigate how this enzyme is controlled by *Ikaros*, and how its activity influences leukaemia therapy responses.

"Understanding how *Ikaros* deletions control therapy responses in normal

lymphocytes and leukaemia cells will help in the design of new treatment strategies for patients with *Ikaros*-deleted ALL, who face a dismal prognosis with current treatments," Mr Witkowski said.



PhD student Mr Matt Witkowski



## Major national and international meetings

### Marnie Blewitt

Annual Meeting of New Champions 2011, World Economic Forum, Dalian, China, 09/11, *Invited speaker*

Epigenetics Australia 2012, Fourth Australian Scientific Conference, Adelaide, Australia, 05/12, *Keynote speaker*

50 years of X inactivation research, Oxford, United Kingdom, 07/11, *Oral presentation*

New Directions in Leukaemia Research, Sunshine Coast, Australia, 03/12, *Keynote speaker*

### Ross Dickens

New Directions in Leukaemia Research, Sunshine Coast, Australia, 03/12, *Keynote speaker*

34th Lorne Cancer Conference, Lorne, Australia, 02/12, *Keynote speaker*

### Nick Seidenman

Australian Microarray and Associated Technologies Association (AMATA) 2011 Conference, Canberra, Australia, 10/11, *Oral presentation*

### Bilal Sheikh

Lorne Genome Conference, Lorne, Australia, 02/12, *Oral presentation*

### Samir Taoudi

New South Wales Stem Cell Network, Sydney, Australia, 09/11, *Keynote speaker*

### Tim Thomas

New South Wales Stem Cell Network, Sydney, Australia, 8/2011, *Invited speaker*

### Anne Voss

Molecular Pathways in Organ Development and Disease, Cold Spring Harbor, United States, 04/12, *Oral presentation*



## Staff list

Etty Bonnici, administration officer  
Fiona McGrath, BAppSc(Hons) *RMIT*,  
scientific coordinator/alliance manager

**Doug Hilton**, BSc(Hons) *Melbourne* BSc  
*Monash* PhD *Melbourne* FAA

Christine Biben, BSc(Hons) *Paris VI*  
PhD *Paris VI*

Rachel Burt, BSc *Melbourne* PhD  
*Melbourne* (to 01/12)

Marina Carpinelli, BSc(Hons) *Melbourne*  
PhD *Melbourne* (to 01/12)

Jarny Choi, BSc(Hons) *Melbourne* PhD  
*Melbourne*

Marthe D'Ombain, BSc(Hons) *Melbourne*  
PhD *Melbourne*

Clare Morgan, BA Curtin BSc(Hons) *UWA*  
PhD *UWA*

Martin Pera, BA *USA* PhD *George*  
*Washington*

Owen Prall, BMedSc(Hons) *UTAS*  
MBBS(Hons) *UTAS* PhD *UNSW*

Toby Sargeant, BComp(Hons) *Monash*  
BSc *Monash* MComp *Monash* PhD  
*Melbourne*

Tracy Willson, BSc(Hons) *Monash* PhD  
*Monash*

Tracey Baldwin, BAppSc *RMIT*

Bette Borobokas, BBiolSc *LaTrobe*

Anne Cooray, BSc *Melbourne* (to 12/11)

Kerry Ramsay, BSc(Hons) *Murdoch*

Nick Seidenman, systems developer  
Lucy Bennett, vacation scholarship  
student

Courtney Cameron, UROP student

Katherine Colman, vacation scholarship  
student

Caleb Dawson, vacation scholarship  
student

Anna Marneth, BBiomedSc *Groningen*,  
overseas research trainee (to 09/11)

**Tim Thomas**, BSc(Hons) *Melbourne*  
PhD *Melbourne*

**Anne Voss**, BVSc *Hannover* PD  
*Goettingen* PhD *Hannover*

Isobel Lawrenson, BSc (Hons) *Newcastle*,  
PhD *Leeds*

Rose Cobb, BBiolSc(Hons) *LaTrobe*  
(from 03/12)

Natalie Downer, BSc(Hons) *Melbourne*

Andrew Kueh, BSc(Hons) *Melbourne*  
MBBS *Melbourne*

Tamara McLennan BAppSc(Hons) *QUT*  
BBiolSci *LaTrobe* (to 12/11)

Lisa Sampurno, BBiomedSc(Hons)  
*Melbourne* (to 01/12)

Bilal Sheikh, BBiomedSc(Hons)  
*Melbourne*

Farrah El-Saafin, BMedSc *LaTrobe*  
BSc(Hons) *Melbourne*, PhD student  
Hannah Vanyai, BA *Melbourne* BSc(Hons)  
*Melbourne*, PhD student

**Marnie Blewitt**, BSc(Hons) *Sydney*  
PhD *Sydney*

Sarah Kinkel, BA *Melbourne* BSc(Hons)  
*Melbourne* PhD *Melbourne*

Huei San Leong, BBiomedSc(Hons)  
*Melbourne* PhD *Melbourne* (to 06/12)

Miha Pakusch, BSc(Hons) *Melbourne*

Michael Alexanian, BA *Florence*, overseas  
research trainee (to 08/11)

Darcy Butts, BSc *Michigan* MSc *Oxford*,  
PhD student

Kelan Chen, BSc(Hons) *Melbourne*,  
PhD student

Jamie Gearing, BSc(Hons) *Melbourne*,  
PhD student

Betty Kao, BAppSc *Otago*, visiting PhD  
student (from 04/12)

Joy Liu, UROP student

**Ross Dickins**, BSc(Hons) *Melbourne*  
PhD *Melbourne*

Mutlu Kartal-Kaess, MD *Heidelberg*

Mark McKenzie, BSc(Hons) *Melbourne*  
PhD *Melbourne*

Megumi Takiguchi, BSc *Victoria* PhD  
*Oxon* (to 06/12)

Laura Tuohey BMedSci BBiotech *Charles*  
*Sturt* (to 09/11)

Tamara Huesser, BBiolSc *Zurich*,  
overseas research trainee (to 07/11)

Sean Ivory, UROP student

Grace Liu, BBiomedSc(Hons) *Melbourne*,  
PhD student

Matthew Witkowski, BSc *Melbourne*,  
PhD student

**Samir Taoudi**, BSc(Hons) *Westminster*  
PhD *Edinburgh*

Andrew Jarratt, BSc(Hons) *York* PhD  
*Oxford* (from 02/12)

Adrienne Hilton, BAppSc *RMIT*

Kathryn Potts, BSc *Melbourne*, PhD  
student

# Structural Biology

**The Structural Biology division's research contributes to the discovery of new medicines through studying the three-dimensional structures of large biological molecules that are either targets for drugs or potential therapeutic agents in their own right.**

Dr Peter Czabotar, in collaboration with colleagues from the institute's Immunology and Cancer and Haematology divisions, has described the crystal structure of Clec9A, a molecule on the surface of dendritic cells that is important in regulating immune responses. The structure informed the design of novel forms of Clec9A that were used to help identify its receptor on damaged cells (see opposite page).

We have also identified a structural anomaly in a pro-survival protein called Bcl-w that is involved in programmed cell death, or apoptosis. The Bcl-w protein changes its shape significantly, in a way not seen in other pro-survival proteins, raising interesting questions about how this protein functions to influence apoptosis. Complexes (multimers) of this protein family are especially interesting because this formation is thought to be essential for the cell-killing activity of the pro-death family members Bax and Bak, which are being investigated for their potential as anti-cancer drug targets.

Studies with our collaborator Professor Sam Gellman from the University of Wisconsin have led to the discovery of cell-killing peptides containing non-natural amino acids that are resistant to being broken down by the cell and may offer a way to use peptides as therapeutics.

In 2012 we welcomed Professor Tony Burgess as a new faculty member in the Structural Biology division. Professor Burgess has a long history of collaboration with the institute and the division. Our shared interests in turning basic discoveries into new medicines, particularly for cancer, make this appointment especially exciting.

## Laboratory heads

**Dr Jeff Babon**

**Professor Tony Burgess**

**Dr Matthew Call**

**Dr Melissa Call**

**Professor Peter Colman**


*Division head*

**Dr Doug Fairlie**

**Dr Jacqueline Gulbis**

**Associate Professor Mike Lawrence**

Researchers (from left) Dr Jian-Guo Zhang, Dr Mireille Lahoud, Dr Peter Czabotar and Professor Ken Shortman have discovered how a vital immune cell recognises dead and damaged body cells. The finding could modernise vaccine technology by 'tricking' cells into launching an immune response.





## Manipulating the immune system for 'next-gen' vaccines

**Dendritic cells are critical for raising the alarm about the presence of infectious invaders, as well as tumour cells and other dead or damaged cells.**

Also known as antigen-presenting cells, dendritic cells digest and present molecules from damaged cells to immune system cells to launch the immune response.

The discovery of how this vital immune cell recognises dead and damaged body cells could modernise vaccine technology by 'tricking' cells into launching an immune response, leading to next-generation vaccines that are more specific, more effective and have fewer side-effects.

Dr Peter Czabotar, Dr Jian-Guo Zhang, Dr Mireille Lahoud and Professor Ken Shortman made the discovery, through collaboration between the institute's Structural Biology, Cancer and Haematology and Immunology divisions.

Dr Czabotar said the research team showed for the first time how a protein, called Clec9A, on the surface of dendritic cells recognises dangerous

damage and trauma that could signify infection.

"Solving the structure of Clec9A allowed us to identify key parts of the protein that bind to the ligand," Dr Czabotar said. "This helped us to discover that dendritic cells recognise and bind to internal cell fibres called actin via the Clec9A protein receptor."

Actin is a highly conserved protein found in all cells of the body. It is only exposed when the cell is damaged or destroyed, so is a great method for immune cells to recognise potentially dangerous changes in the body.

Professor Shortman said exploiting Clec9A could be used to generate a new, more modern class of vaccines that are more effective and have fewer side-effects. "The Clec9A protein is one of the best targets currently known for improving immune responses," he said. "By creating vaccines that bind to Clec9A, we can trick dendritic cells to think they have encountered a damaged cell and help to launch an immune response to the infectious agent of our choice."

**Collaborating organisations:** Burnet Institute, Campbell Family Institute for Cancer Research/Ontario Cancer Institute, Monash University, National University of Singapore, New York Blood Center, Toronto General Research Institute/University Health Network and The University of Melbourne.

**Funding partners:** Australian Research Council, National Health and Medical Research Council of Australia and the Victorian Government.

**More information:** Zhang JG, Czabotar PE, Policheni AN, Caminschi I, Wan SS, Kitsoulis S, Tullett KM, Robin AY, Brammananth R, van Delft MF, Lu J, O'Reilly LA, Josefsson EC, Kile BT, Chin WJ, Mintern JD, Olshina MA, Wong W, Baum J, Wright MD, Huang DC, Mohandas N, Coppel RL, Colman PM, Nicola NA, Shortman K, Lahoud MH. The dendritic cell receptor Clec9A binds damaged cells via exposed actin filaments. *Immunity*. 2012 Apr 20; 36(4): 646-57.

## CASS Foundation: supporting our early-career researchers

**Travelling to conferences overseas to hear the latest research developments and meet possible future collaborators is an important opportunity for early-career researchers.**

The CASS Foundation, a private philanthropic foundation, provides this opportunity by awarding travel grants to help early-career postdoctoral researchers attend overseas conferences, furthering their professional development and helping them to establish contact with their international peers.

Dr Geoffrey Kong from the institute's Structural Biology division was awarded a CASS travel grant during the year to fund his attendance at the *Gordon Research Conference on Three Dimensional Electron Microscopy*, held in Switzerland in May 2012.

Dr Kong is studying the structure of the insulin receptor and the related type 1 insulin-like growth factor receptor (IGF-1R). Both receptors are of interest due to their link with diabetes and cancer.

"IGF-1R is over-expressed in many cancer types and is responsible for tumour growth, transformation and metastasis, while the insulin receptor is emerging as a link between obesity, diabetes and cancer," Dr Kong said. "Unravelling the details of how these receptors function normally is an important step in understanding their functions in the disease states and, in the longer term, the development of targeted therapeutics."

Dr Kong is using cryo-electron microscopy to study the three-dimensional structures of the receptors, with and without insulin and insulin-like growth factor bound, which involves the direct imaging of protein molecules at cryogenic (liquid nitrogen) temperatures.

Dr Kong said the Gordon conference was regarded as the most important annual meeting dedicated to this field. "The use of cryo-electron microscopy for determining protein structures is an emerging field in Australia and few people are familiar with the techniques," Dr Kong said. "The conference is attended by many major research

groups worldwide, including leaders in the field, and is an ideal forum for learning about the latest and the best that the electron microscopy field has to offer."

**Dr Geoffrey Kong**



## Major national and international meetings

### Jeff Babon

37th Lorne Conference on Protein Structure and Function, Lorne, Australia, 02/12, *Keynote speaker*

### Matthew Call

Australia and New Zealand Society for Magnetic Resonance (ANZMAG) 2011 Conference, Torquay, Australia, 11/11, *Invited speaker*

17th International Biophysics Congress (International Union of Pure and Applied Biophysics), Beijing, China, 10/11, *Invited speaker*

IgV retreat, Geelong, Australia, 09/11, *Invited speaker*

### Peter Colman

2011 Cold Spring Harbor Asia Conference on Protein Structure Based Drug Design, Suzhou, China, 09/11, *Invited speaker*

Australia-France Symposium, Canberra, Australia, 11/11, *Invited speaker*

Max Planck Institute, Huber 75th birthday symposium, Munich, Germany, 02/12, *Invited speaker*

### Peter Czabotar

Erice Crystallography Conference, Erice, Sicily, 06/12

First Australian Workshop on Cell Death: Death on the Reef, Lindeman Island, Australia, 08/11, *Oral presentation*

### Doug Fairlie

Cold Spring Harbor Cell Death Conference, New York, United States, 10/11, *Invited speaker*

### Jacqui Gulbis

Australian Course in Advanced Neuroscience, North Stradbroke Island, Australia, 04/12, *Invited speaker*

### Geoffrey Kong

Australian Research Council Centre of Excellence for Coherent X-ray Science Workshop: Facilitating imaging and biophotonics, Melbourne, Australia, 10/11, *Invited speaker*

Bio21 Biological Electron and Advanced Microscopy (BEAM) Workshop, Melbourne, Australia, 09/11, *Invited speaker*

IGF-Oz 2011: The IGF system and related proteins in development and disease, Melbourne, Australia, 10/11, *Invited speaker*

### Mike Lawrence

Australian Synchrotron Users Meeting 2012, Melbourne, Australia, 12/11, *Invited speaker*

XXII Congress and General Assembly International Union of Crystallography, Madrid, Spain, 08/11, *Oral presentation*

### Shenggen Yao

Australia and New Zealand Society for Magnetic Resonance (ANZMAG) 2011 Conference and Bruker Biospin NMR Users Meeting, Torquay, Australia, 11/11, *Oral presentation*



## Staff list

Helen Barry, BA *Melbourne*,  
PostGradDipArts *Melbourne*,  
administrative officer  
Pauline Drum, GradDipBus *Swinburne*,  
personal assistant (from 06/12)

**Peter Colman**, BSc(Hons) *Adelaide* PhD  
*Adelaide* HonDSc *Sydney* FAA FTSE

Peter Czabotar, BSc *Curtin* PhD *Curtin*  
Mark Hinds, BSc *Auckland* MSc(Hons)  
*Auckland* PhD *Auckland*  
Adeline Robin, MSc *Louis Pasteur*  
PhD *Basel*  
Yibin Xu, BSc *China* MSc *China*  
PhD *ANU*  
Shenggen Yao, MSc *China* PhD *UNSW*  
(to 05/12)

Geoff Thompson, BSc(Hons) *Melbourne*  
Ahmad Wardak, BSc(Hons) *LaTrobe*

Jason Brouwer, BBiomedSc(Hons)  
*Monash*, PhD student (from 02/12)  
Keith Khoo, BBiomedSc(Hons)  
*Melbourne*, PhD student  
Michael Roy, LLB *Melbourne* BSc(Hons)  
*Melbourne*, BSc(Hons) student (to 11/11)

**Jeff Babon**, BSc(Hons) *Melbourne* PhD  
*Melbourne*

James Murphy, BSc(Hons) *Canterbury*  
PhD *ANU*

Artem Laktyushin, BSc(Hons) *LaTrobe*  
Eden Whitlock, BBiotech(Hons) *LaTrobe*  
Leila Varghese, BSc(Hons) *Melbourne*  
PostGradDipArts *Melbourne*, PhD  
student

**Tony Burgess**, BSc(Hons) *Melbourne*  
PhD *Melbourne* AC FAA FTSE  
(from 06/12)

Nadia Kershaw, MChem *Oxford* PhD  
*Oxford* (from 06/12)  
Lauren King, BSc(Hons) *Glasgow* PhD  
*Glasgow* (from 05/12)  
Chin Wee Tan, BECompEng(Hons)  
*Singapore* MBiomedEng *Melbourne* PhD  
*Melbourne* (from 05/12)

Nicole Church, BAppSc *RMIT*  
(from 06/12)  
Melanie Condron, BSc(Hons) *LaTrobe*  
(from 06/12)  
Yumiko Hirokawa, MVSc *Japan*  
(from 06/12)

Shabnam Khatibi, BSc *Sharif*, Visiting  
PhD student (from 06/12)  
Pheng Wong, BSc *Putra* MSc *Leicester*,  
PhD student (from 06/12)  
Kelvin Yip, BSc *Hong Kong* M.Phil *Hong*  
*Kong*, PhD student (from 06/12)

**Matt Call**, BSc *Trinity* PhD *Harvard*

**Melissa Call**, BSc *Auckland* MSc  
*Auckland* PhD *Auckland*

Pooja Sharma, BPharm *IIT-BHU, India*  
PhD *Monash*

Mariam Lutfi, BSc *Simon Fraser*  
BSc(Hons) *Melbourne* (from 07/11)

Eamon Byrne, BA *Melbourne* BSc  
*Melbourne*, BSc(Hons) student  
(from 02/12)  
Logesvaran Krshnan, BSc *Melbourne*,  
BSc(Hons) student (from 02/12)

**Doug Fairlie**, BSc(Hons) *Monash*  
PhD *Monash*

Erinna Lee, BSc *Melbourne* PhD  
*Melbourne*

Marco Evangelista, BBiotech(Hons)  
*Adelaide*  
Anne Pettikiriachchi, BSc(Hons)  
*Monash*

Nicholas Lim, BSc *Melbourne*, BSc(Hons)  
student (from 02/12)  
Helen McRae, UROP student (from 11/11)

**Jacqui Gulbis**, BSc(Hons) *LaTrobe*  
PhD *LaTrobe*

Lukasz Kowalczyk, MSc *Gdansk* PhD  
*Gdansk* (from 08/11)  
Kaavya Krishna Kumar, BSc *Madras* MSc  
*Madras*, PhD *Sydney* (from 05/12)  
Rasmus Linser, DipChem *Goetting*  
PhD *Berlin* (from 06/12 to 06/12)  
Conny Ludwig, BSc(Hons) *Edinburgh*  
PhD *Edinburgh* (to 01/12)  
David Miller, BSc(Hons) *Wellington* PhD  
*Bristol* (from 03/12)

Pauline Crewther, BSc(Hons) *Melbourne*  
MSc *Melbourne*  
Cindy Luo, BEng *Beijing*  
Agalya Periasamy, BBiomedSc(Hons)  
*India* MSc *Flinders* (from 11/11)  
Katrina Black, UROP student (from 07/11)

**Michael Lawrence**, BSc(Hons) *Cape*  
*Town* PhD *Cape Town*

Geoffrey Kong, BSc(Hons) *Melbourne*  
PhD *Melbourne*  
Colin Ward, BSc(Hons) *UNSW* PhD  
*UNSW* FAA

Mai Margetts, BAppSc *RMIT*  
John Menting, BSc(Hons) *Melbourne*  
PhD *LaTrobe*



# Bioinformatics

**New genomic technologies are revolutionising biomedical research and the Bioinformatics division continues to be at the forefront of these developments.**

The division develops new computational and statistical methods to analyse and interpret genomic data, and works collaboratively with other institute divisions to research a number of diseases including breast cancer, malaria and immune disorders.

The division has played a leading role in sequencing the genome of several iconic Australian animals. In the past year, Dr Tony Papenfuss, Professor Terry Speed and colleagues sequenced the complete genome of the tammar wallaby, drawing from it important insights into the evolution of mammalian reproduction and development. Dr Papenfuss also took part in a large collaboration to sequence the genome of the Tasmanian devil, and the devil facial tumour disease genome, with potential implications for controlling this devastating disease currently threatening Tasmanian devils' survival.

In other developments, Dr Melanie Bahlo and colleagues discovered the genetic mutation that causes the hereditary disease adult onset neuronal lipofuscinosis. This discovery paves the way for genetic testing of some families, which might avoid invasive diagnostic brain biopsies. Dr Bahlo also showed that traditional identity-by-descent analyses could be readily applied to next-generation sequencing (NGS) data, leading to improved power for the discovery of disease-causing variants in family studies.

A number of important methodological contributions were also published in the past year. Professor Speed showed how to improve the quality of both microarray and NGS datasets. Professor Gordon Smyth developed tools to analyse changes in gene activity in complex biological experiments using NGS technologies (see opposite page).

## Laboratory heads

**Dr Melanie Bahlo**

**Dr Tony Papenfuss**

**Professor Gordon Smyth**

**Professor Terry Speed**

*Division head*

Dr Tony Papenfuss has used his bioinformatics expertise to help in large projects that have sequenced the Tasmanian devil facial tumour disease genome and the genome of the tammar wallaby.



## Finding the cell changes that cause disease

**High-throughput screening and next-generation sequencing are new technologies that are revolutionising medical research.**

RNA-Seq is a recently developed high-throughput sequencing technology that is dramatically faster than standard DNA sequencing, and provides scientists with much more detail about how genes are regulated and expressed than any earlier technology.

New tools developed by Professor Gordon Smyth and colleagues from the institute's Bioinformatics division are allowing researchers to use RNA-Seq technology to more accurately determine how gene expression is altered in the development of cancers and in response to cancer treatments.

Professor Smyth said RNA-Seq allowed scientists to investigate the differences in expression of tens of thousands of genes at once in far more detail than ever before. "Next-generation sequencing is a revolutionary technology for science, however it is also enormously challenging because it generates vast amounts of data which require sophisticated mathematical and statistical algorithms to give meaning to the information," he said. "We have developed new tools that will enable scientists around the world to analyse their complex experiments and correctly identify which genes are changing with

greater powers of detection and with fewer errors."

Professor Smyth said the statistical tools would be very useful in cancer research. "Using these tools, researchers will be able to more accurately determine whether gene expression is genuinely changing in response to a particular anti-cancer treatment, providing extremely valuable information about the treatment's effectiveness," he said. "They will also be able to compare normal, healthy tissues and cells that have transformed to become malignant cells to find the genes, molecular pathways and proteins that have changed to drive tumour growth."

The tools allow researchers to estimate biological variability in studies where the sample sizes are necessarily small, which was previously not possible using RNA-Seq technologies, Professor Smyth said. "We refer to it as borrowing strength between genes; using sophisticated mathematics to get some idea of the overall variability from all genes, an idea of the gene-specific variability as well, and compromising between the two," Professor Smyth said. "It allows researchers to identify genetic changes when they have only very small sample sizes, giving a reliable and complete picture about the cancer where before you may not have been able to do it at all."

**Funding partners:** National Health and Medical Research Council of Australia and the Victorian Government.

**More information:** McCarthy DJ, Chen Y and Smyth GK. Differential expression analysis of multifactor RNA-Seq experiments with respect to biological variation. *Nucleic Acids Res.* 2012 May; 40(10):4288-97.



**Professor Gordon Smyth**

## Statistics solving malaria questions

**Each year more than 250 million people worldwide contract malaria, and up to one million people die, particularly children under five and pregnant women.**

A generous donation of \$10,000 supported a joint project between researchers from the Bioinformatics and Infection and Immunity divisions, with colleagues from the Swiss Tropical and Public Health Institute, Switzerland, to improve the understanding, prevention and treatment of malaria in Papua New Guinean children.

The donation from Professor Howard D'Abrere helped to fund a PhD student supervised by Bioinformatics division head Professor Terry Speed to analyse data from 264 children aged between one and three to understand how

infection with different parasites affects a child's chance of developing severe malaria.

"Children with severe malaria are often infected with two, or occasionally more, parasites at once," Professor Speed said. "We wanted to answer the question: is a child more or less likely to develop severe malaria if they are infected by both the *Plasmodium falciparum* and *Plasmodium vivax* malaria parasites, in comparison with being infected by only one of the two?"

Professor Speed and PhD student Kathryn Benton are developing statistical approaches they hope will enable them to answer this question. "This is not entirely straightforward, as the child's age, exposure to mosquitoes, and other factors such as use of

insecticide-impregnated bed nets must be taken into account," Professor Speed said.

Bioinformatics has become an increasingly sought-after research area to answer questions about cancer, malaria and many other diseases. "We work on a number of projects including searching for the cells at the origin of breast cancers, the genes that cause genetic and hereditary diseases and how cancers develop," Professor Speed said. "Our collaborators tell us the questions they want to address and we take their data, and try to develop mathematical, statistical or computational methods that help us tease out the answers."

## Major national and international meetings

### Melanie Bahlo

BiolInfoSummer 2011, Melbourne, Australia, 12/11, *Invited speaker*

Conference for the International Federation of Operational Research Societies 2011, Melbourne, Australia, 07/11, *Invited speaker*

Genetics Society of Australia annual meeting, Melbourne, Australia, 07/11, *Oral presentation*

International Stroke Genetics meeting, Newcastle, Australia, 04/12, *Keynote speaker*

### Anthony Papenfuss

Australian Society of Microbiology annual meeting 2011 Tasmanian devil workshop, Hobart, Australia, 04/07, *Invited speaker*

BiolInfoSummer 2011, Melbourne, Australia, 05/12, *Invited speaker*

ComBio, Cairns, Australia, 09/11, *Invited speaker*

Genetics Society of Australia Annual Meeting, Melbourne, Australia, 11/07, *Oral presentation*

Next-generation deep sequencing technologies workshop, Sydney, Australia, 07/11, *Invited speaker*

### Gordon Smyth

Bioconductor Conference, Seattle, United States, 07/12, *Invited speaker*

### Terry Speed

AEMC Seminar, New York, United States, 04/12, *Invited speaker*

Centre for Genomic Regulation annual symposium, Barcelona, Spain, 11/11, *Invited speaker*

Computational Biology Symposium, Los Angeles, United States, 04/12, *Keynote speaker*

Conference on New Statistical Methods for Next Generation Sequencing Data Analysis, Ames, United States, 05/12, *Plenary speaker*

Critical Assessment of Massive Data Analysis 2011, Vienna, Austria, 07/11, *Invited speaker*

European Molecular Biology Laboratory 2011, Heidelberg, Germany, 09/11, *Distinguished lecture talk*

Human Genome Meeting 2012, Sydney, Australia, 03/12, *Invited speaker*

Multiple Comparison Procedures 2011, Maryland, United States, 07/11, *Keynote speaker*

National Science Foundation Workshop for High-Dimensional Data, New Haven, United States, 06/12, *Invited speaker*

Pao-Lu Hsu Lecture on Statistical Machine Learning and Applications, Beijing, China, 05/12, *Lecture*

Stanford School of Medicine, Workshop in Biostatistics, Stanford, United States, 02/12, *Invited speaker*





## Staff list

Maria Markovic, BA *RMIT* DipEd *LaTrobe*,  
Administrative officer

**Terry Speed**, BSc(Hons) *Melbourne*  
DipEd *Monash* PhD *Monash* HonDSc  
*UWA* FAA

Kathryn Benton, BSc *Colorado* MSc  
*Tulane* (from 07/11 to 08/11)

Zhi-Ping Feng, BSc *Peking* MSc *Tianjin*  
PhD *Tianjin*

Rafael Irizarry, PhD *Berkeley* (to 08/11)

Jason Li, PhD *Melbourne*

Helen Lindsay, BSc *Newcastle* BSc(Hons)  
*ANU* PhD *ANU* (to 05/12)

Amsha Nahid, BSc *Punjab* MSc *Punjab*  
PhD *Massey* (from 07/11)

Martin O'Hely, BSc(Hons) *Monash* MA  
*Minnesota* PhD *Minnesota*

Moshe Olshansky, BSc *Israel* PhD  
*Columbia*

Mark Robinson, BSc(Hons) *Guelph* PhD  
*British Columbia* (to 07/11)

Matthew Wakefield, BSc(Hons)  
*Melbourne* PhD *LaTrobe*

Eugene Kapp, BSc(Hons) *Rhodes* MSc  
*Rhodes*, proteomics bioinformatics  
specialist

Ben Lansdell, BSc(Hons) *Melbourne* MSc  
*Melbourne*, visiting PhD student (to 08/11)

Joyce Lin, Visiting PhD student (to 05/12)

Alena Mysickova, BSc *Humboldt* MSc  
*Humboldt*, visiting PhD student (from  
12/11 to 05/12)

Tom Taverner, BSc(Hons) *Melbourne* PhD  
*Cambridge*, visiting Masters student

**Melanie Bahlo**, BSc(Hons) *Monash*  
PhD *Monash*

Dimitar Azmanov (from 09/11 to 09/11)

Thomas Scerri, BSc *UCL* MSc *Birbeck*  
DPhil *Oxford*

Jim Stankovich, BA(Hons) *Melbourne*  
PhD *Melbourne* (from 02/12)

Natalie Thorne, BSc(Hons) *Melbourne*  
PhD *Melbourne*

Catherine Bromhead, BSc(Hons)  
*Melbourne* (to 11/11)

Luke Gandolfo, BA(Hons) *Monash*  
BSc(Hons) *Monash* MA *Monash*

Vesna Lukic, BEng(Hons) *Melbourne* BSc  
*Melbourne* MSc *Melbourne* (from 11/11)

Rick Tankard, BSc(Hons) *Melbourne*

Peter Hickey, BSc (Hons) *Melbourne*,  
DipArts(HPS) *Melbourne*

Dineika Chandrananda, BSc(Hons)  
*Auckland*, MSc *Auckland*, PhD student

Peter Diakumis, BSc *Athens*, visiting  
Masters student (from 06/12)

Karen Oliver, visiting Masters student  
(from 07/11)

Katherine Smith, BSc(Hons) *Melbourne*  
MBiostat *Melbourne*, PhD student

Andrew Bennett UROP student  
(from 12/11)

David Wakeham, UROP student  
(from 07/11)

**Anthony Papenfuss**, BSc(Hons)  
*Monash* PhD *Monash*

Vincent Corbin, BSc *Florida* MSc  
*Montana* PhD *Montana*

Arthur Hsu, BA *Melbourne* BE *Melbourne*  
PhD *Melbourne*

Jan Schroeder, MSc *Christian-Albrechts*  
PhD *Melbourne* (from 12/11)

Mark Kowarsky

Ehtesham Mofiz, BSc *North South*,  
PhD student

Xi Yao, visiting PhD student  
(from 02/12 to 06/12)

Lachlan McIntosh, UROP student  
(from 07/11)

Samuel Robinson, visiting PhD  
student (from 06/12)

**Gordon Smyth**, BSc(Hons) *UWA*  
PhD *ANU*

Matthew Ritchie, BAppSc(Hons) *Qld* PhD  
*Melbourne*

Wei Shi, BECompEng *Harbin* MS *Harbin*  
PhD *Harbin*

Yifang Hu, BESoftEng *Melbourne* BSc  
*Melbourne*, software engineer

Yang Liao, BCompSc *Tsinghua* MIT  
*Melbourne*

Cynthia Liu, BSc *Melbourne*

Keith Satterley, BSc *Melbourne* DipEd  
*Melbourne* DipCompSci *LaTrobe*, senior  
programmer

Andy Chen, BSc(Hons) *Melbourne*,  
PhD student

Joshy George, ME *Bangalore*, visiting  
PhD student

Charity Law, BSc(Hons) *Melbourne*,  
PhD student

Aaron Lun, BSc(Hons) *Sydney*, PhD  
student (from 02/12)

Davis McCarthy, BA *Melbourne*  
BSc(Hons) *Melbourne*, visiting PhD  
student (from 06/12 to 06/12)

Belinda Phipson, BSc(Hons) *KwaZulu-*  
*Natal* MSc *KwaZulu-Natal*, PhD student

# Infection and Immunity

**Infectious diseases caused by parasites, bacteria and viruses are a major health burden and can result in death, disability, and social and economic disruption for millions of people globally.**

Malaria, tuberculosis and HIV cause significant death and disease, particularly in developing countries. In the Infection and Immunity division, we aim to understand how infectious agents cause human disease and use this knowledge to develop new treatments.

A highlight in the division this year has been work identifying novel avenues for treating malaria. In a newly designed mouse model, we showed that combination treatment with antimalarial drugs and synthetic anti-inflammatory compounds based on natural host defence (innate defence regulator or IDR) peptides can increase the survival of mice with cerebral malaria (see opposite page).

In a human clinical trial based in Papua New Guinea (PNG) we showed that the use of intermittent preventive treatment with a combination of antimalarial drugs significantly improved the prevention of malaria and anaemia in infants living in a region of PNG highly endemic for *Plasmodium falciparum* and *Plasmodium vivax* malaria (see opposite page).

The malaria parasite infects humans by invading red blood cells where it can access the nutrients it requires for survival. An important aim of the division has been to understand how the parasite evades the host immune system, as this has important implications for the development of new treatments. We identified a new protein called PfSET10 in *P. falciparum* that is central to the parasite's ability to evade host immune responses by varying proteins recognised and targeted by the immune system.

Our work on chronic infectious diseases has progressed significantly with the development of preclinical models of hepatitis B that will allow us to test new therapeutics. We are also in the process of developing mouse models with human immune systems that will more accurately reflect human disease states, aiding development of new therapies for treating HIV and malaria.

## Laboratory heads

**Dr Alyssa Barry**

**Dr Jake Baum**

**Dr Justin Boddey**

**Professor Alan Cowman**

*Division head*

**Dr Diana Hansen**

**Professor Ivo Mueller**

**Dr Marc Pellegrini**

**Professor Louis Schofield**

**Dr Chris Tonkin**

---

Professor Ivo Mueller led the team that showed malaria infections among Papua New Guinean infants could be cut by 30 per cent by giving the infants a combination of antimalarial drugs intermittently over 12 months.



## Improving malaria survival and treatment

**Malaria kills up to one million people worldwide every year, particularly children under five and pregnant women.**

Two research teams from the institute's Infection and Immunity division are looking for ways to improve treatment for, and survival from, malaria infection and its complications.

A study led by Professor Ivo Mueller showed malaria infections could be cut by up to 30 per cent among Papua New Guinean infants given a combination of antimalarial drugs intermittently over 12 months.

The three-year clinical trial showed the most effective treatment was a combination of long-lasting antimalarials sulfadoxine/pyrimethamine and amodiaquine (SP-AQ). The treatment decreased infant infections with *Plasmodium falciparum* malaria by 35 per cent and *Plasmodium vivax* malaria by 23 per cent; the first time antimalarial drugs have been shown to prevent infections by both malaria species.

Infants were protected for at least six weeks after the end of treatment, showing that the drugs had an ongoing protective effect and did not hinder natural immunity. "This treatment is

a cheap and easy way to decrease the burden of malaria in those most susceptible to clinical illness, such as young infants and pregnant women," Professor Mueller said.

In another study, researchers Dr Ariel Achtman, Dr Sandra Pilat-Carotta and Professor Louis Schofield showed that a new class of anti-inflammatory agents called IDR (innate defence regulator) peptides could help to increase survival from severe clinical malaria when used in combination with antimalarial drugs.

IDR peptides were developed at the University of British Columbia, Canada, and enhance the beneficial aspects of the initial immune response, while dampening harmful inflammation.

Dr Achtman said IDR peptide treatment, when used with standard antimalarial drugs, improved survival in mouse models of cerebral malaria infection. "Cerebral malaria, which causes brain damage, is actually the result of the immune system trying to fight infection and causing collateral damage. IDR peptides help to improve survival by preventing the immune system from causing this irrevocable brain and tissue damage," she said.

**Collaborating organisations:** Barcelona Centre for International Health Research, Burnet Institute, Case Western University, Papua New Guinea Institute of Medical Research, Simon Fraser University, Swiss Tropical and Public Health Institute, The Irish Agriculture Food Development Authority, The University of Melbourne, University of Basel and University of British Columbia.

**Funding partners:** Grand Challenges in Global Health Research program through the Foundation for the National Institutes of Health and Canadian Institutes of Health Research, National Health and Medical Research Council of Australia, The Bill & Melinda Gates Foundation and the Victorian Government.

**More information:** Senn N *et al.* Intermittent preventive treatment for malaria in Papua New Guinean infants exposed to *Plasmodium falciparum* and *P. vivax*: a randomized controlled trial. *PLoS Medicine*. 2012; 9(3):e1001195.

Achtman AH *et al.* Effective adjunctive therapy by an innate defense regulatory peptide in a preclinical model of severe malaria. *Science Translational Medicine*. 2012; May 23;4(135):135ra64.

## Gates Foundation supports world-first malaria vaccine

**Malaria is a major disease and economic burden in developing nations. More than half the world is at risk from malaria, a parasitic disease that infects more than 225 million people per year, resulting in up to one million deaths.**

The Bill & Melinda Gates Foundation, through its Grand Challenges Explorations program, is supporting malaria researcher Professor Louis Schofield in a project to develop the world's first carbohydrate-based malaria vaccine.


The vaccine targets an essential *Plasmodium* parasite carbohydrate called GPI (glycosylphosphatidylinositol). Professor Schofield said GPI was a parasite toxin that had previously been identified as a major determinant in the severity and fatality of malarial disease.

"The anti-GPI vaccine is novel in that it is the first potential antimalarial vaccine that targets a parasite carbohydrate, rather than a protein," Professor Schofield said. "Malaria parasites invest

considerable effort in evading the immune system, continuously modifying their proteins to avoid detection, which is why a malaria vaccine has continued to be elusive. A vaccine that targets a highly conserved carbohydrate target could be especially effective in treating malaria."

The US\$1 million funding will allow the team to advance development and preclinical trials that will test the ability of the vaccine to interrupt transmission of the parasite, and decrease the severity of the disease.

"We generated some very encouraging results from a phase I project, also supported by the Grand Challenges Explorations program, that indicated the anti-GPI vaccine could be very useful in both preventing and treating malaria," Professor Schofield said. "The use of a vaccine with anti-toxin properties could help to diminish the disease burden in countries where malaria is endemic, particularly if used in combination with other prevention and treatment strategies."



Professor Louis Schofield (centre), Dr Sandra Pilat-Carotta (left) and Dr Ariel Achtman.



## Major national and international meetings

### Jake Baum

Ninth Protein Island Matsuyama Symposium, Matsuyama, Japan, 09/11, *Keynote speaker*

12th Hunter Cellular Biology Meeting, Pokolbin, Australia, 03/12, *Keynote speaker*

Creative Innovation Ci2011, Melbourne, Australia, 11/11, *Invited speaker*

Gordon Research Conference on Proteolytic Enzymes and their Inhibitors, Lucca, Italy, 06/12, *Keynote speaker*

International Young Researcher Symposium in Zoonosis Control, Sapporo, Japan, 09/11, *Invited speaker*

### Alan Cowman

Australia-France Symposium, Canberra, Australia, 11/11, *Plenary speaker*

International Meeting of Pathogens, Sao Paulo, Brazil, 08/11, *Plenary speaker*

Molecular Approaches to Malaria, Lorne, Australia, 02/12, *Keynote speaker*

12th Hunter Cellular Biology Meeting, Pokolbin, Australia, 03/12, *Plenary speaker*

### Louis Schofield

Australasian Vaccines and Immunotherapeutics Development Conference, Brisbane, Australia, 07/11, *Keynote speaker*

Australian College of Tropical Medicine, Cairns, Australia, 07/11, *Plenary speaker*

Culture Systems for Malaria, Tampa, United States, 03/12, *Invited speaker*

Emory Systems Biology Workshop, Atlanta, United States, 04/12, *Invited speaker*

Molecular Approaches to Malaria, Lorne, Australia, 02/12, *Keynote speaker*



## Staff list

Joan Curtis, scientific coordinator

**Alan Cowman**, BSc(Hons) *Griffith* PhD *Melbourne* FAA

Dejan Bursac, BAppSc *RMIT* BSc(Hons) *Melbourne* PhD *Melbourne*

Teresa Carvalho, PhD *Paris* (to 12/11)

Lin Chen, PhD *LaTrobe*

Sara Erickson, BSc *Iowa* MSc *Iowa* PhD *Wisconsin* (from 10/11)

Julie Healer, BSc(Hons) *Glasgow* M.Phil *London* PhD *Edinburgh*

Tony Hodder, BSc(Hons) *Monash* PhD *Monash*

Neta Regev-Rudzki, MSc *Jerusalem* PhD *Jerusalem*

Melanie Rug, PhD *Heidelberg* (to 11/11)

Xavier Sisquella Duran, BSc *Barcelona* MSc *Barcelona* PhD *Barcelona* (from 01/12)

Wai-Hong Tham, BA *California* PhD *Princeton*

Tony Triglia, BSc(Hons) *Melbourne* MSc *Melbourne*

Shiela Unkles, BSc *Glasgow*

MSc *Glasgow* PhD *St Andrews* (from 10/11 to 01/12)

Danny Wilson, BSc(Hons) *NTU* PhD *Melbourne*

Sash Lopaticki, BSc(Hons) *VUT*

Jennifer Thompson, MSc *Melbourne*

Brendan Ansell, BA *Melbourne* BSc *Melbourne*, BSc(Honours) student (to 11/11)

Michelle Boyle, BA *Melbourne* BSc(Hons) *Melbourne*, PhD student (to 06/12)

Hayley Bullen, BBiomedSc(Hons) *Melbourne*, PhD student (to 02/12)

Jo-Anne Chan, BBiomedSc(Hons) *Melbourne*, PhD student (to 06/12)

Wieteke Faber-Hoeijmakers, BSc *Radbound* MSc *Radbound*, visiting PhD student (from 01/12 to 02/12)

Clara Lin, BBiomedSc *Melbourne* BSc(Hons) *Melbourne*, PhD student (from 04/12)

Tana Taechalertpaisarn, BSc(Hons) *Chulalongkorn*, visiting PhD student (to 03/12)

Alan Yap, BBiomedSc(Hons) *Melbourne*, PhD student

Hayley Stratton, UROP student (from 02/12)

**Alyssa Barry**, BSc(Hons) *UTAS* PhD *Melbourne*

Alicia Arnott, BBiomedSc(Hons) *Deakin* PhD *Monash* (from 02/12)

Mark Schultz, BSc(Hons) *Deakin* PhD *CDU* (to 03/12)

Charlie Jennison, BSc *Leeds* MSc *London* (from 08/11)

Valentine Siba (from 07/11 to 09/11)

**Jacob Baum**, BA(Hons) *Oxford* MA *Oxford* MSc *London* PhD *London*

Paisuke Ito, PhD *Ehime* (from 02/12 to 02/12)

Danushka Marapana, BBiomedSc *Melbourne*

Yan Hong Tan, BSc(Hons) *Melbourne*

Wilson Wong, BBiomedSc(Hons) *Monash*

Fiona Angrisano, BBIolSc(Hons) *LaTrobe*, PhD student

Maya Olshina, BSc(Hons) *Melbourne*, PhD student

Noa Pasternak-Dahan, BA *Hebrew* MSc *Hebrew*, visiting PhD student (from 02/12 to 05/12)

David Riglar, BSc(Hons) *Melbourne*, PhD student

Elizabeth Zuccala, BA *Melbourne* BSc(Hons) *Melbourne*, PhD student

**Justin Boddey**, BBiomedSc(Hons) *Griffith* PhD *Griffith*

Matthew O'Neill, BSc(Hons) *Melbourne*

Michelle Gazdik, BMedChem(Hons)

*LaTrobe*, PhD student (from 03/12)

Pravin Rajasekaran, BSc(Hons) *Melbourne*, PhD student (from 01/12)

**Diana Hansen**, BBIolSc *Buenos Aires* PhD *Uppsala*

Lisa Ioannidis, BSc(Hons) *Melbourne* (from 04/12)

Chris Chiu, BSc(Hons) *Adelaide*, PhD student (from 07/11)

Victoria Ryg-Cornejo, BSc *Montpellier* BSc(Hons) *Melbourne*, PhD student

**Ivo Mueller**, MSc *Basel* PhD *Basel*

Celine Barnadas, MSc *Lyon* PhD *Lyon*

Cristian Koepfli, BSc *Zurich* MSc *Zurich* PhD *Basel* (from 03/12)

Suparat Phuanukoonnon, BSc *Thailand* MSc *QUT* PhD *Qld*

Holger Unger, BSc(Hons) *Edinburgh* MB ChB *Edinburgh* MSc LSHTM DTM&H LSHTM (from 12/11)

Raksmei Keo, BAppSc *RMIT* (from 01/12)

Connie Li Wai Suen, BSc(Hons) *LaTrobe* (from 04/12)

Elisheba Malau, visiting GradDip student (to 11/11)

Andreea Waltmann, BA *Monash* BSc(Hons) *Monash*, PhD student (from 11/11)

**Marc Pellegrini**, BSc *Melbourne* MB BS *Melbourne* PhD *Melbourne* FRACP

Cody Allison, BAppSc *QUT* BSc(Hons) *Monash* PhD *Monash* (from 01/12)

Kate Coles, BSc(Hons) *UWA* MB BS *Melbourne* PhD *UWA* (from 02/12 to 06/12)

Gail Cross, BSc *UNSW* MB BS *Monash* (from 02/12 to 06/12)

Gregor Ebert, Dipl. Biol. *Munich* PhD *Munich*

Hamish Scott, BSc(Hons) *UTAS*

James Cooney, BBiotech(Hons) *Flinders* (from 04/12)

Simon Preston, BBiomedSc(Hons) *Monash*, PhD student

Jesse Toe, BSc(Hons) *Melbourne*, PhD student

**Louis Schofield**, BSc *London* MSc *London* PhD *Qld*

Ariel Achtman, MSc *Freiburg* PhD *London*

Emily Eriksson, MSc *Malmoe* PhD *Melbourne* (from 08/11)

Krystal Evans, BMedChem(Hons) *Wollongong* PhD *Melbourne*

Ramin Mazhari, BSc(Hons) *Justus-Liebig* MSc *Philippis* PhD *Philippis*

Willie Pomat, PhD *UWA* (from 10/11 to 10/11)

Pilar Requena Mendez, BSc *Granada* MSc *Granada* PhD *Granada* (from 01/12 to 02/12)

Amandine Carmagnac, BSc *France* Wasan Forsyth, BSc(Hons) *Auckland* (from 02/12)

Thuan Phuong, BSc(Hons) *LaTrobe*

Danika Hill, BBiomedSc(Hons) *Adelaide*, PhD student

Natalia Sampaio, BSc(Hons) *UWA*, PhD student (from 01/12)

Stephanie Tan, BBiomedSc(Hons) *Qld*, PhD student (from 02/12)

**Chris Tonkin**, BSc(Hons) *Melbourne* PhD *Melbourne*

Carolina Agop-Nersesian, PhD *Heidelberg* (to 09/11)

Alex Uboldi, BSc(Hons) *Witwatersrand* PhD *Witwatersrand*

James McCoy, BA *Melbourne* BBiomedSc(Hons) *Melbourne*, PhD student

Rebecca Stewart, BSc(Hons) *UWA*, PhD student

Melanie Williams, BBiomedSc *RMIT* BSc(Hons) *Melbourne*, PhD student (from 12/11)

# Immunology

**Our immune systems play a vital role in protecting us from infectious diseases through the coordinated activity of many cell types.**

This remarkable collection of cells detects new infections and remembers those we have seen before to provide long-term, even lifetime, protection. There is a cost, however, to having an active immune system. In some people, the immune system attacks its own tissues, leading to autoimmune diseases such as type 1 diabetes, rheumatoid arthritis and multiple sclerosis. Allergies too are an overreaction of the immune system to harmless materials found in our environment.

Every cell of the immune system must continuously make decisions that affect the health of an individual. Researchers in the Immunology division are committed to understanding how these cellular decisions are made. Understanding these processes will allow us to dampen over-reactive autoimmune and allergic responses, or enhance immunity to boost, where necessary, vaccines for infectious disease or cancers.

Three cell types – T cells, B cells and dendritic cells – are the primary focus of research in the division. Methods to remove the specific auto-reactive T cells that cause type 1 diabetes and coeliac disease have been developed and hold promise in the clinic. Other strategies to prevent tissue graft rejection by targeting molecules on T cells that inhibit their activity are yielding promising results.

This year we also gained new insights into how T and B cells communicate to regulate the antibody response and remember past infections. A novel method for enhancing vaccine efficacy by targeting foreign material directly to dendritic cells (the primary cells responsible for alerting the immune system to infection) was also identified. Catching cells in the act of deciding between fates provided a major insight into how autonomous individual cell decisions can lead to a predictable, reliable and effective immune response (see opposite page).

Together these advances greatly enhance our understanding of immune regulation and progress our goal of developing a computer-based model of immunity that can be used to optimise therapies to promote health.

## Laboratory heads

**Dr Bob Anderson**

**Professor Len Harrison**

**Professor Phil Hodgkin**


*Division head*

**Associate Professor Andrew Lew**

**Professor Ken Shortman**

**Associate Professor David Tarlinton**

Professor Phil Hodgkin (far right) and colleagues (from left to right) Ms Jie Zhou, Dr Cameron Wellard, Dr John Markham and Dr Mark Dowling, have shown that cells have some control over their own destiny.





## Research shows cells influence their own destiny

**B cells, immune cells that make antibodies, can have multiple fates. Some of the more common fates are to die, divide, become antibody-secreting cells or change the antibody they make.**

Researchers from the institute's Immunology division have shown B cells have some control over their own destiny, challenging the commonly-held view that a cell's fate is determined by external cues such as hormones or cell signalling molecules.

Professor Phil Hodgkin, Dr Mark Dowling and colleagues from the institute's Immunology division led the research, in collaboration with mathematician Dr Ken Duffy from the Hamilton Institute, National University of Ireland, Maynooth, and Dr John Markham from National Information and Communications Technology Australia.

The research team recreated the conditions required for 2500 B cells to develop into different cell types and filmed the cells, developing

new technology, image analysis and mathematical methods to analyse their behaviour and decisions.

Professor Hodgkin said the cells behaved as though they had internal machines governing their fate. "Each internal machine is like a little clock or timer for each potential fate," he said.

Dr Dowling explained the different fate outcomes resembled a competition. "The cell has internal clocks that 'count down' to each potential outcome, and whichever clock goes off first is the decision the cell makes," he said.

Professor Hodgkin said the external signals did not tell the cells what to do, but did alter the probability of the cell's final fate 'decision'. "We hope to create mathematical models that accurately predict how these external signals interact with internal clocks to alter cell fate, which would help in the design of new immune therapies for autoimmune diseases and improved vaccines," he said.

### Collaborating organisations:

Hamilton Institute at the National University of Ireland, National Information and Communications Technology Australia, Peter MacCallum Cancer Centre.

**Funding partners:** National Health and Medical Research Council of Australia, Science Foundation Ireland and the Victorian Government.

**More information:** Duffy KR, Wellard CJ, Markham JF, Zhou JH, Holmberg R, Hawkins ED, Hasbold J, Dowling MR, Hodgkin PD. Activation-induced B cell fates are selected by intracellular stochastic competition. *Science*. 2012 Jan 20; 335(6066): 338-41.

## Coeliac Australia appeal to support new treatment search

**Coeliac disease, which affects more than one per cent of the population, is caused by an abnormal immune response to gluten. Treatment involves a strict, lifelong, gluten-free diet. Without treatment, patients with coeliac disease have an increased risk of other immune diseases, osteoporosis and some types of cancer.**

Coeliac Australia and the Walter and Eliza Hall Institute have formed a three-year, \$570,000 partnership to support critical research required for new treatments and diagnostic tests for coeliac disease.

Funded by an ongoing Coeliac Australia appeal, the partnership aims to develop better treatments for children with coeliac disease, effective treatments following accidental gluten consumption, and a diagnostic test for people already following a gluten-free diet.

Coeliac Australia president Mr Hugh Sheardown praised the research efforts of Dr Bob Anderson and Dr Jason Tye-Din, who lead the institute's coeliac disease research team.

"The research being undertaken is critical to unlocking a greater understanding of coeliac disease, particularly in the under-researched area of children. This is the largest research funding project Coeliac Australia has ever undertaken, and we are very happy to partner with the Walter and Eliza Hall Institute to improve the understanding, diagnosis and treatment of coeliac disease," Mr Sheardown said.

Dr Anderson and Dr Tye-Din's research at the institute has already led to the development of a potential coeliac vaccine, Nexvax2®, currently in clinical trials.

Dr Tye-Din said the Coeliac Australia partnership was very exciting. "We are thrilled that Coeliac Australia is supporting the institute's research. A major focus is understanding the immune response that causes disease in young people, in the hope of developing a treatment for children similar to Nexvax2®. We are grateful for the opportunity to translate these research projects into meaningful outcomes for people with coeliac disease," Dr Tye-Din said.



Dr Jason Tye-Din is working to understand the immune response that causes coeliac disease in young children.

## Major national and international meetings

### **Maria Esther** Bandala Sanchez

8th Congress of Autoimmunity, Granada, Spain, 05/12, *Oral presentation*

### **Jamie Brady**

Transplant Society of Australia and New Zealand (TSANZ), Canberra, Australia, 06/11, *Oral presentation*

### **Mark Chong**

Immunology Group of Victoria Annual Scientific Meeting, Geelong, Australia, 09/11, *Invited speaker*

International Symposium of Aging and Autoimmunity, Seoul, South Korea, 12/11, *Invited speaker*

### **Len Harrison**

Australian Diabetes Society annual scientific meeting, Perth, Australia, 08/11, *Oral presentation*

41st Australasian Society of Immunology annual scientific meeting, Adelaide, Australia, 12/11, *Invited speaker*

Fourth Australasian Vaccines and Immunotherapeutics Development Meeting, Brisbane, Australia, 05/12, *Invited speaker*

Novo Nordisk Type 1 Diabetes Research and Development Center, Opening Scientific Symposium, Seattle, United States, 06/12, *Invited speaker*

12th Immunology of Diabetes Society Scientific Meeting, Victoria, Canada, 06/12, *Invited speaker*

## Staff list

Kim McIntosh, BSc(Hons) *Monash*  
MEnvSc *Monash*, scientific coordinator

**Phil Hodgkin**, BSc(Hons) *UWA* PhD *ANU*

Mark Dowling, BA *Qld* BSc(Hons) *Qld* PhD *Qld*

Melinda Hardy, BSc(Hons) *Qld* PhD *Qld*  
Jhagvaral Hasbold, PhD *Budapest* (to 07/11)

Susanne Heinzl, BSc(Hons) *Tuebingen* PhD *Tuebingen*

Mike Inouye, BSc *Washington* MSc *California* PhD *Leiden* (to 03/12)

### **Phil Hodgkin**

British Society of Immunology Congress, Liverpool, United Kingdom, 12/11, *Invited speaker*

Cambridge Immunology forum: Systems Immunology: datasets and discovery in the immune system, Cambridge, United Kingdom, 09/11, *Invited speaker*

Computational Immunology Conference, Melbourne, Australia, 04/12, *Invited speaker*

41st Australasian Society of Immunology Annual Scientific Meeting, Adelaide, Australia, 12/11, *Invited speaker*

ICT for Life Sciences forum, Melbourne, Australia, 05/12, *Invited speaker*

Models and Methods for Analysis of Lymphocyte Repertoire Generation, Development, Selection and Evolution research workshop, Jerusalem, Israel, 02/12, *Invited speaker*

12th Hunter Cellular Biology Meeting, Hunter Valley, Australia, 03/12, *Invited speaker*

2011 International Nanomedicine Conference, Sydney, Australia, 07/11, *Invited speaker*

### **Andrew Lew**

19th Immunology Group of Victoria annual scientific meeting, Geelong, Australia, 09/11, *Keynote speaker*

29th Transplantation Society of Australia and New Zealand annual scientific meeting, Canberra, Australia, 07/11, *Invited speaker*

### **Robyn Sutherland**

Cell Transplant Society - International Xenotransplantation Association 2011 Joint International Congress, Miami, United States, 10/11, *Invited speaker*

30th Transplant Society of Australia and New Zealand (TSANZ) annual scientific meeting, Canberra, Australia, 06/12, *Oral presentation*

### **David Tarlinton**

Australasian Society for Immunology NSW/ACT branch retreat, Bowral, Australia, 08/11, *Keynote speaker*

Berlin Life Science Colloquium, Max Planck Institute for Infection Biology, Berlin, Germany, 09/11, *Invited speaker*

41st Japanese Society for Immunology, Chiba, Japan, 11/11, *Plenary speaker*

Gordon Research Conference on Immunohistochemistry and Immunobiology, Les Diablerets, Switzerland, 06/12, *Plenary speaker*

Keystone Symposium: HIV Vaccines and Viral Immunity, Keystone, United States, 03/12, *Plenary speaker*

Sixth Chiba University Global Center of Excellence Symposium, Chiba, Japan, 11/11, *Plenary speaker*

17th International Conference on Lymphatic Tissues and Germinal Centres in Immune Reactions, West Midlands, United Kingdom, 09/11, *Plenary speaker*

### **Jason Tye-Din**

Fifth Autoimmunity Conference Asia, Singapore, Singapore, 11/11, *Oral presentation*

Jessica Moffat, BSc(Hons) *Melbourne*, PhD student

Scott Ritchie, BCompSc *Melbourne*, visiting Masters student (from 08/11 to 03/12)

Jeigh Tiu, BBiomedSc *Melbourne*, BSc(Honours) student (from 02/12)

Jie Zhou, BBiomedSc *Melbourne*, BSc(Honours) student

**Bob Anderson**, BMedSc *Otago* MB ChB *Otago* PhD *Otago* FRACP

Noe Ontiveros-Apodaca, overseas research trainee (to 10/11)

**Len Harrison**, MB BS *UNSW* DSc  
*Melbourne* MD *Melbourne* FRACP FRCPA

Petra Augstein, BSc *Ernst-Moritz-Arndt*  
PhD *Ernst-Moritz-Arndt* (to 10/11)

Iliia Banakh, BSc(Hons) *Monash*  
PhD *Monash*

Esther Bandala Sanchez, BSc(Hons)  
*LaTrobe* MSc *LaTrobe* PhD *LaTrobe*

Mark Chong, BA *Melbourne* BSc(Hons)  
*Melbourne* PhD *Melbourne*

Diana Mittag, MSc *Technical* PhD *Johann*  
*Wolfgang Goethe* (to 01/12)

John Wentworth, MB BS *Qld* PhD  
*Cambridge*

Yuxia Zhang, PhD *IMCAS*

Fiona Bell, BA *Melbourne* BSc(Hons)  
*Melbourne*

Ralph Boehmer, PhD *Hamburg*, technical  
consultant

Jeanne Butler, BSc(Hons) *UWA*

Gaetano Naselli, BSc *Melbourne*

Alana Neale, BSc(Hons) *Melbourne*

Katrina Ngui, BSc *Melbourne*

Jarrold Skinner, BSc *Deakin* BSc(Hons)  
*Melbourne*

Natalie Stone, BAppSc *RMIT*

James Wettenhall, BEng(Hons)

*Melbourne* BSc(Hons) *Melbourne*,  
computational scientist (to 04/12)

Priscilla Auyeung, MB BS *Qld*, PhD  
student

Julian Bosco, BSc(Hons) *UNSW* MB  
BS(Hons) *UNSW*, PhD student

Marek Cmero, BCom *UWA* BCompSc  
*UWA*, visiting Masters student  
(from 07/11)

Ashleigh Keown, BSc *Melbourne*,  
BSc(Honours) student (from 02/12)

Michelle Low, MSc *Melbourne*, visiting  
Masters student (from 07/11)

Cathy Qian, overseas research trainee  
(from 01/12 to 02/12)

Maryam Rashidi, MD *Yazt Azad*, PhD  
student

Janet Yeo, BSc(Hons) *Melbourne*, PhD  
student

**Andrew Lew**, BVSc *Melbourne* MVSc  
*Melbourne* PhD *London*

Emma Carrington, BSc(Hons) *Melbourne*  
PhD *Melbourne*

Sophie Ko, MSc *Sungkyunkwan*  
*University* PhD *Monash*

Robyn Sutherland, BSc(Hons) *Melbourne*  
PhD *Melbourne*

Yifan Zhan, BMedSci *Jiangxi* MMedSc  
*Beijing* PhD *Melbourne*

Jiao Zhijun, PhD *Shanghai* (to 10/11)

Jamie Brady, BSc(Hons) *LaTrobe* MSc  
*Adelaide*

Manuela Hancock, BAppSc *RMIT*

Kevin Chow, MB BS(Hons) *Melbourne*,  
PhD student (from 04/12)

Tim Johanson, BSc(Hons) *Melbourne*,  
PhD student

Shirley Seah, BSc(Hons) *Melbourne*,  
PhD student

**Ken Shortman**, BSc(Hons) *Sydney* PhD  
*Melbourne* FAA

Irene Caminschi, BSc(Hons) *Murdoch*  
PhD *UWA* (to 12/11)

Mireille Lahoud, BSc *Monash* BSc(Hons)  
*Melbourne* PhD *Monash* (to 12/11)

Hae Park, MD *Dong-A* PhD *Dong-A*  
(from 01/12)

Fatma Ahmet, BSc(Hons) *Melbourne*  
(to 12/11)

Lauren Cox, BBiomedSc *LaTrobe*  
(from 02/12)

Susie Kitsoulis, BSc *Monash* (to 12/11)  
Priyanka Sathe, BSc *Sydney* BSc(Hons)  
*Melbourne* (to 08/11)

David Vremec, BAppSc *RMIT*

**David Tarlinton**, BSc(Hons) *Sydney*  
PhD *Stanford*

Simona Infantino, MSc *Switzerland* PhD  
*dell'Insubria*

Kim Jacobson, BBiomedSc(Hons) *UTS*  
PhD *Sydney*

Katja Luethje, PhD *Hamburg*

Victor Peperzak, MSc *Amsterdam* PhD  
*Netherlands*

Ken Smith, BMedSc *Melbourne* MB BS  
*Melbourne* PhD *Melbourne* (from 02/12  
to 02/12)

Ingela Vikstrom, MSc *Ume* PhD *Ume*

Dimitra Zotos, BBiomedSc(Hons) *Deakin*  
PhD *Melbourne*

Catherine Chang, BBiomedSc *Melbourne*  
(from 03/12)

Lingli Li, BSc *Hunan* MSc *Hunan*  
(from 01/12)

Amanda Light, BAppSc *RMIT*  
Kristy O'Donnell, BAppSc *RMIT*  
BSc(Hons) *Melbourne*

Ivan Fung, BSc(Hons) *Melbourne*, PhD  
student (from 02/12)





# Cell Signalling and Cell Death

**Some of the pathways that tell a cell whether to continue to survive or to self-destruct also control innate immune responses to viruses and other pathogens.**

Drugs that target these proteins have been designed to cause the death of cancer cells, but might also be used to reduce inflammation in autoimmune disease. The Cell Signalling and Cell Death division studies two families of proteins that inhibit cell death, the Bcl-2 family and IAP (inhibitor of apoptosis) family.

Dr Grant Dewson is studying how Bax and Bak, the two essential pro-death members of the Bcl-2 family, are activated. Dr Dewson and Dr Ruth Kluck, from the Molecular Genetics of Cancer division, have found that these proteins first bind to each other, then bind in higher numbers to form higher-order oligomers. This is the first step in the search for novel drugs that can block cell death when it occurs inappropriately, such as in heart attacks or stroke.

In healthy cells, activation of the Bcl-2 family pro-death molecules Bax and Bak is governed by other Bcl-2 family proteins, which are in turn controlled by a network of signalling pathways. Associate Professor Paul Ekert is investigating such pathways in blood cells that respond to growth factors. He has found that, rather than being simple linear pathways, there is unexpected communication between the pathways controlled by cell signalling hormones (cytokines) involved in inflammation, and those that respond to DNA damage.

Dr John Silke and Professor David Vaux are studying signalling pathways that regulate cell survival independently of the Bcl-2 family. In these pathways the key killers are RIP (receptor-interacting protein) kinases and the enzyme caspase 8. Both classes of proteins are regulated in large part by the IAPs. They have carried out genetic studies to determine the role of IAP proteins during embryo development, and to validate the effects of IAP-antagonist drugs that are undergoing clinical trials for the treatment of cancer. Drs James Vince, Ueli Nachbur and Kate Lawlor have discovered that the IAPs not only regulate cell survival, but also control the level of inflammation in immune responses.

## Laboratory heads

**Dr Grant Dewson**

**Associate Professor Paul Ekert**

**Associate Professor John Silke**

**Professor David Vaux**

*Division head*

---

**Dr James Vince is studying inhibitor of apoptosis (IAP) proteins and their role in inflammation.**



## Cancer, development and cell death

### Most of our cells contain mechanisms that enable them to self-destruct.

This process, called programmed cell death or apoptosis, can cause disease when activated inappropriately such as in heart or brain cells during heart attack or stroke. However if cells fail to kill themselves when they should, they can lead to cancers.

Inhibitor of apoptosis proteins (IAPs) are important for cell survival and the response to certain cell signalling hormones, such as tumour necrosis factor (TNF), involved in immunity. IAP genes are also frequently amplified in cancers. Anti-cancer agents called smac-mimetics that kill cancer cells by targeting and binding the IAPs are currently in clinical trials.

Professor David Vaux and colleagues from the institute's Cell Signalling and Cell Death division are studying how IAPs keep tumour cells alive, as well as looking at the role of IAPs in healthy cells.

Professor Vaux said the research team had identified three IAPs involved in inhibiting cell death. "We don't yet understand precisely what role the IAPs play in the cells of adult organisms, or in the developing embryo," Professor Vaux said. "A better understanding of how IAPs function will help us to reveal the susceptibility of tumour cells to treatment with smac-mimetic agents, and help predict the potential side effects."

The research team looked at mouse models that had different combinations of the IAP genes missing to investigate how the genes function during embryonic development. They found that deleting the gene for one IAP did not significantly affect development. However deleting genes for two IAPs was fatal, proving that they do have some overlapping roles but are essential for normal development.

"We also found IAPs are critical regulators of TNF signalling, and they act in large part by limiting activity of

associated proteins called RIP kinases that, left unchecked, cause cell death at the wrong time," Professor Vaux said. "Unravelling the overlapping roles of these proteins will give us a better understanding of how they are involved in diseases such as cancers, trauma and chronic inflammation, and lead to better, more targeted, therapies."

### Collaborating organisations:

La Trobe University.

**Funding partners:** The Leukemia & Lymphoma Society (US), National Health and Medical Research Council of Australia and the Victorian Government.

**More information:** Moulin M, Anderton H, Voss AK, Thomas T, Wong WW, Bankovacki A, Feltham R, Chau D, Cook WD, Silke J, Vaux DL. IAPs limit activation of RIP kinases by TNF receptor 1 during development. *The EMBO Journal*. 2012 Feb 10; 31(7):1679-91.

## Finding new treatments for childhood cancers

### Neuroblastoma is a rare childhood cancer in which malignant tumour cells form in the nerve tissue of the glands above the kidneys, spinal cord, neck or chest. Approximately 40 children per year are diagnosed with neuroblastoma in Australia, mostly children under five.

In September 2011 The Scobie and Claire MacKinnon Trust made a grant of \$75,000 payable over three years to Associate Professor Paul Ekert for genetic studies into neuroblastoma. Associate Professor Ekert is a clinician-scientist from the institute's Cell Signalling and Cell Death division, who also has an appointment at Melbourne's Royal Children's Hospital.

The Trustees of The Scobie and Claire MacKinnon Trust said they had endeavoured to pursue themes to which Scobie and Claire were particularly sympathetic. "One of our main themes has been child health and welfare and, for this reason, we were particularly attracted to Professor Ekert's neuroblastoma project," they said.

Associate Professor Ekert said the advent of new genetic technologies had begun to shed light on the underlying

nature of this disease and the molecular variations that influence response to treatment.

"The project will focus on understanding how different genetic profiles of neuroblastoma can be used to diagnose patients and guide treatment," Associate Professor Ekert said. "Tumours will be profiled for genetic changes that predict better or worse outcomes that may be helpful in guiding treatment for the child. This is a type of personalised medicine which helps each child to have the best possible treatment applied to their particular type of cancer."

The project is a collaboration between Associate Professor Ekert and Dr Francoise Mechinaud and Dr Elizabeth Algar from the Children's Cancer Centre at the Royal Children's Hospital. Associate Professor Ekert said it was an exciting project, bringing together expertise from the institute and the hospital to gain a better understanding of a serious childhood cancer.

"Children with neuroblastoma require multiple invasive surgeries, as well as intensive chemotherapy, and still the outcome is often very poor," Associate

Professor Ekert said. "New treatments for this disease are desperately needed, and we look forward to opportunities that will permit the early and realistic trial of new drugs and a more rapid transition to treatments."



Associate Professor Paul Ekert

## Major national and international exchanges

### Gabriela Brumatti

First Australian Workshop on Cell Death: Death on the Reef, Lindemann Island, Australia, 08/11, *Oral presentation*

### Paul Ekert

Eighth European Workshop on Cell Death (EWCD), Monetier-les-Bains, France, 06/12, *Session chair*

First Australian Workshop on Cell Death: Death on the Reef, Lindemann Island, Australia, 08/11, *Session chair*

New Directions in Leukaemia Research, Sunshine Coast, Australia, 03/12, *Oral presentation*

### Joe Evans

Eighth European Workshop on Cell Death, Monetier-les-Bains, France, 06/12, *Oral presentation*

### Anissa Jabbour

First Australian Workshop on Cell Death: Death on the Reef, Lindemann Island, Australia, 08/11, *Oral presentation*

### Najoua Lalaoui

Eighth European Workshop on Cell Death, Monetier-les-Bains, France, 06/12, *Oral presentation*

First Australian Workshop on Cell Death: Death on the Reef, Lindemann Island, Australia, 08/11, *Oral presentation*

### Kate Lawlor

First Australian Workshop on Cell Death: Death on the Reef, Lindemann Island, Australia, 08/11, *Oral presentation*

### Donia Moujalled

Apoptosis and Cancer Conference, Cambridge, United Kingdom, 06/12, *Oral presentation*

Eighth European Workshop on Cell Death, Monetier-les-Bains, France, 06/12, *Oral presentation*

First Australian Workshop on Cell Death: Death on the Reef, Lindemann Island, Australia, 08/11, *Oral presentation*

### Ueli Nachbur

First Australian Workshop on Cell Death: Death on the Reef, Lindemann Island, Australia, 08/11, *Oral presentation*

### James Rickard

Eighth European Workshop on Cell Death, Monetier-les-Bains, France, 06/12, *Oral presentation*

First Australian Workshop on Cell Death: Death on the Reef, Lindemann Island, Australia, 08/11, *Oral presentation*

### Jarrold Sandow

First Australian Workshop on Cell Death: Death on the Reef, Lindemann Island, Australia, 08/11, *Oral presentation*

### John Silke

Cytokine Interest Group Symposium - TNF Family Cytokine Biology and Signalling, Bethesda, United States, 04/12, *Keynote speaker*

Eighth European Workshop on Cell Death Monetier-les-Bains, France, 06/12, *Keynote speaker and session chair*

Fifth Barossa Meeting on Cell Signalling and Molecular Medicine (Science Among the Vines), Barossa Valley, Australia, 11/11, *Keynote speaker*

First Australian Workshop on Cell Death: Death on the Reef, Lindemann Island, Australia, 08/11, *Session chair*

2011 Genes and Cancer Meeting, Warwick University, England, 12/11, *Keynote speaker*

### David Vaux

Annual Meeting of the Committee of Freedom and Responsibility in the Conduct of Science, Paris, France, 03/12, *Invited participant*

Committee on Publication Ethics meeting, Melbourne, Australia, 10/11, *Invited speaker*

CSIRO Clayton, Melbourne, Australia, 05/12, *Invited speaker*

### James Vince

First Australian Workshop on Cell Death: Death on the Reef, Lindemann Island, Australia, 08/11, *Oral presentation*

TLROZ 2012, Melbourne, Australia, 05/12, *Oral presentation*

### Lynn Wong

First Australian Workshop on Cell Death: Death on the Reef, Lindemann Island, Australia, 08/11, *Oral presentation*



## Staff list

Catherine McLean, BA *Melbourne*  
GradDipGenetCounsell *Charles Sturt*,  
Scientific Coordinator

**Dave Vaux**, BMedSc *Melbourne* MBBS  
*Melbourne* PhD *Melbourne* FAA

Kate Lawlor, BSc(Hons) *Melbourne* PhD  
*Melbourne*

Lisa Lindqvist, BSc(Hons) *McGill* PhD  
*McGill*

Donia Moujalled, BMedSc(Hons) *LaTrobe*  
PhD *LaTrobe*

James Vince, BSc(Hons) *Melbourne*  
PhD *Melbourne*

Catherine Hall, BSc *LaTrobe*

Boon Chai, BSc *Melbourne*,  
BSc(Honours) student (from 02/12)

**Grant Dewson**, BSc *Nottingham*  
PhD *Leicester*

Stephen Ma, BBiomedSc(Hons)  
*Melbourne*

Robert Ninnis, BBiolSc(Hons) *LaTrobe*

Iris Tan, BSc(Hons) *Melbourne* PhD  
*Melbourne*

Laura Raiti BSc *Melbourne* (to 02/12)

**Paul Ekert**, MBBS *Melbourne*  
PhD *Melbourne*

Gabriela Brumatti, BSc(Hons) *Sao Paulo*  
PhD *Sao Paulo*

Anissa Jabbour, BSc(Hons) *Melbourne*  
PhD *Melbourne*

Jarrod Sandow, BBiotech *Adelaide*  
BSc(Hons) *Adelaide* PhD *Adelaide*

Carmel Daunt, BSc(Hons) *Melbourne*

Chris Riffkin, BSc(Hons) *LaTrobe*

Natasha Silke, DipLabTech *University of*  
*Zürich*

Mimi Bandopadhyay, BBiomedSc(Hons)  
*Monash* MB BS(Hons) *Monash* FRACP,  
PhD student (to 08/11)

Stephanie Conos, BA *Melbourne* BSc  
*Melbourne*, BSc(Honours) student  
(from 02/12)

Gerda de Vries, BSc *Groningen*, overseas  
research trainee (from 12/11 to 06/12)

Ben Green, BSc(Hons) *Melbourne*, PhD  
student (to 03/12)

Ashod Kherlopian, BSc *Monash*, BSc  
(Honours) student (from 02/12)

Dimitra Masouras, BSc(Hons) *Melbourne*,  
PhD student

Nisha Narayan, BBiomedSc *Melbourne*  
BSc(Hons) *Melbourne*, PhD student  
(from 03/12)

Marika Salmandis, BSc(Hons)  
*Melbourne*, PhD Student

Jolanda Visser, BSc *Groningen*, overseas  
research trainee (from 12/11 to 06/12)

**John Silke**, BA(Hons) *Cantab* LLB  
*London* PhD *Zurich*

Joanne Hildebrand, BBiomedSc(Hons)  
*Melbourne* PhD *Melbourne* (from 02/12)

Najoua Lalaoui, PhD *France*

Ueli Nachbur, PhD *Berne*

Lynn Wong, BSc *Guelph* PhD *Toronto*  
(to 08/11)

Holly Anderton, BA *Canterbury*

BSc(Hons) *Canterbury*

Aleksandra Bankovacki, BSc(Hons)  
*LaTrobe*

Diep Chau, BSc *Melbourne*

Sukhdeep Spall, BSc *India* MSc *LaTrobe*

Nima Etemadi, BSc *Iran* MSc *LaTrobe*,  
PhD student

Joseph Evans, BBiomedSc(Hons)  
*LaTrobe*, visiting PhD student

Timothy Liemar, BSc *Adelaide*, BSc  
(Hons) student (from 02/12 to 03/12)

James Rickard, BSc *LaTrobe* MSc  
*LaTrobe*, PhD student

Richelle Spanjers, overseas research  
trainee (to 07/11)



# Inflammation

**Inflammation is a rapid, protective response that forms part of the body's first line of defence against noxious stimuli.**

Although short-term inflammation is usually beneficial to the host, prolonged inflammation can be harmful and contribute to the development of disease. In the Inflammation division, we aim to understand the biological and molecular mechanisms underlying inflammatory diseases in order to improve prevention, diagnosis and treatment. We use a wide range of experimental techniques to study immune cells, molecular regulators of inflammation, and responses to cell signalling proteins (cytokines).

Neutrophils are white blood cells that play a key role in inflammation and are essential for the immune response, however too many activated neutrophils can lead to inflammatory diseases. Little is known about the control of neutrophil lifespan during infection and inflammation. We have developed software to study the survival of neutrophils and are using this to investigate how molecular regulators control inflammation.

We are interested in two families of proteins that control the inflammatory response to infection, the SOCS (suppressors of cytokine signalling) and TRIM (tripartite motif) proteins. Defining the complexes these proteins interact with will help us to understand how the immune response is regulated. We have solved the crystal structure of the TRIM25 SPRY domain and now seek to understand how it interacts with its binding partners. We have also demonstrated, using a mouse influenza model, the importance of SOCS4 and SOCS5 proteins during viral infection.

Uveitis is a major cause of adult blindness. In collaboration with CSL, we have shown that blocking G-CSF (granulocyte colony stimulating factor), an important neutrophil growth factor, decreases the incidence and severity of uveitis by markedly decreasing migration of neutrophils to the site of inflammation.

Chondrocytes are the resident cells in cartilage and are thought to play a passive role in diseases such as osteoarthritis and rheumatoid arthritis. Our research, however, has shown that they are actively involved in joint inflammation, producing cytokines and chemokines, as well as enzymes that degrade the cartilage matrix. SOCS molecules control these responses.

## Laboratory heads

**Dr Ben Croker**

**Dr Seth Masters**

**Dr Sandra Nicholson**

**Professor Ian Wicks**

*Division head*

---

**Dr Seth Masters is studying the role of micro-RNAs in inflammation and in viral infections.**



## Switching off free radicals to control inflammation

**The immune system has evolved to rapidly detect and respond to 'invasion' by infectious agents through the inflammatory response.**

A number of complex 'brakes' or control systems have also evolved in immune cells to ensure that inflammation is short-lived and prevent long-term inflammatory responses that could cause collateral damage and lead to severe or chronic inflammatory diseases.

Inflammation division researchers are studying the cellular production of nitric oxide, a 'free radical' which is a potent frontline killer of infectious agents such as bacteria and viruses. Inducible nitric oxide synthase (iNOS) is an enzyme that is crucial for the production of nitric oxide.

Dr Sandra Nicholson and colleagues have identified a protein, called SPSB1, as a key regulator of the iNOS enzyme. "Nitric oxide is a potent inflammatory molecule that can cause severe tissue damage and toxicity," Dr Nicholson said. "If unregulated, you can end up with inflammation that can be fatal, such as in acute infections which result in sepsis. So nitric oxide production is very tightly monitored and controlled by the cell."

Dr Nicholson said the research team found both iNOS and SPSB1 were rapidly upregulated early in the inflammatory response. "We found that SPSB1 acts as a switch to turn off nitric oxide production by making marks on the iNOS enzyme that label it for degradation," Dr Nicholson said. "SPSB1 and iNOS are produced at the same time by the cell, and SPSB1 acts in a negative feedback loop to modulate the level of iNOS."

The research team is now looking at how targeting this pathway could enhance the anti-infectious action of nitric oxide, while minimising the effects of damaging inflammatory responses. "By disrupting the SPSB1 interaction with iNOS, the effects should only be seen in the target cell where iNOS is produced in response to infection. This strategy would limit the toxicity associated with excessive systemic nitric oxide," Dr Nicholson said.

**Funding partners:** National Health and Medical Research Council of Australia and the Victorian Government.

**More information:** Lewis RS, Kolesnik TB, Kuang Z, D'Cruz AA, Blewitt ME,

Masters SL, Low A, Willson T, Norton RS, Nicholson SE. TLR regulation of SPSB1 controls inducible nitric oxide synthase induction. *Journal of Immunology*. 2011 Oct 1; 187(7): 3798-805.



Dr Sandra Nicholson

## Funding better diagnostics for acute rheumatic fever

**Acute rheumatic fever is an inflammatory disease caused by an immune reaction to streptococcal bacteria that leads to damage of heart valves and rheumatic heart disease.**

Indigenous Australians have one of the highest rates of rheumatic heart disease in the world, a disease that affects more than 15 million people worldwide and kills more than 200,000 annually. More than 80 per cent of rheumatic fever cases occur in developing countries.

Researchers from the institute's Inflammation division and the Menzies School of Health Research in Darwin were awarded almost \$60,000 by the H & L Hecht Trust to develop a better diagnostic test for acute rheumatic fever (ARF), the illness which follows certain

streptococcal infections and eventually leads to rheumatic heart disease (RHD).

Professor Ian Wicks, head of the institute's Inflammation division, said despite the global significance of ARF, a simple and effective diagnostic test for the disease does not currently exist.

"Prevention of RHD is dependent on the timely diagnosis and treatment of ARF in high-risk groups," Professor Wicks said. "However, a simple and effective diagnostic test for ARF does not currently exist. We will use new technological platforms to find blood markers for the disease. Hopefully, the generous funding from the H & L Hecht Trust will also enable more targeted therapeutic interventions to improve outcomes for patients and help to diminish the global impact of this preventable disease."



Professor Ian Wicks



## Major national and international meetings

### Simon Chatfield

European League Against Rheumatism  
Annual European Congress of  
Rheumatology, Berlin, Germany, 6/12,  
*Oral presentation*

### Ben Croker

Keystone Symposia: Cell Death  
Pathways: Beyond Apoptosis, Banff,  
Canada, 03/12, *Plenary speaker*

Keystone Symposia: Innate Immunity,  
Keystone, United States, 03/12, *Plenary  
speaker*

Lorne Infection and Immunity Conference,  
Lorne, Australia, 02/12, *Invited speaker*

Salk Symposium on Biological  
Complexity: Immunity and Inflammation,  
San Diego, United States, 01/12, *Oral  
presentation*

TLROZ 2012, Melbourne, Australia, 05/12,  
*Invited speaker*

### Gabrielle Goldberg

Eighth International Congress on  
Autoimmunity, Granada, Spain, 5/12, *Oral  
presentation*

### Xiao Liu

Australian Rheumatology Association  
annual scientific meeting, Canberra,  
Australia, 5/12, *Oral presentation*

### Seth Masters

Australian Society of Immunology (Special  
Interest Group), Adelaide, Australia, 12/11,  
*Invited speaker*

Australian Society of Immunology annual  
scientific meeting, Adelaide, Australia,  
12/11, *Oral presentation*

French Society of Immunology,  
Montpellier, France, 11/11, *Invited speaker*

Lorne Infection and Immunity, Lorne,  
Australia, 03/12, *Oral presentation*

TLROZ 2012, Melbourne, Australia, 05/12,  
*Invited speaker*

### Annemarie van Nieuwenhuijze

Australian Rheumatology Association  
annual scientific meeting, Canberra,  
Australia, 5/12, *Oral presentation*

### José Villadangos

Congress of the Brazilian Society of  
Immunology, Iguaçu, Brazil, 10/12, *Invited  
speaker*

Fifth Barossa Meeting: Science Amongst  
the Vines, Barossa Valley, Australia,  
11/12, *Invited speaker*

### Ian Wicks

European Phagocyte Workshop,  
Budapest, Hungary, 3/12, *Keynote  
speaker*

## Staff list

Rhiannon Jones, BSc(Hons) *Adelaide*  
PhD *Adelaide*, scientific coordinator

**Ian Wicks**, MB BS *Sydney* PhD  
Melbourne FRACP

Gabby Goldberg, BSc(Hons) *Monash*  
PhD *Monash*

Rowena Lewis, BSc(Hons) *Deakin* PhD  
*Deakin* (from 02/12)

Willy-John Martin, BSc *Waikato* MSc  
*Waikato* PhD *Wellington*

Jacinta Grayden, BSc(Hons) *Monash*

Jane Murphy, BSc(Hons) *Adelaide*

Annemarie van Nieuwenhuijze, BSc  
*Amsterdam* MSc *Amsterdam*

Simon Chatfield, MB BS *Melbourne*, Reid  
Translational Scholar

Tommy Liu, BSc *Otago* MSc *VUT*,  
PhD student

Shereen Oon, BMedSc *Melbourne* MB  
BS *Melbourne*, PhD student (from 02/12)

Bart Pieters, overseas research trainee  
(from 11/11)

**Ben Croker**, BSc(Hons) *UNSW* PhD  
*Melbourne*

Motti Gerlic, BBiomedSc *Ben Gurion* PhD  
*Ben Gurion* (from 07/11)

Man Lyang Kim, BSc *Gyeonsang* MSc  
*Gyeonsang* PhD *Basel* (from 07/11)

Kate MacArthur, BSc *Melbourne*,  
BSc(Hons) student (to 11/11)

Jo O'Donnell, BSc(Hons) *Melbourne*,  
PhD student

**Seth Masters**, BSc(Hons) *Melbourne*  
PhD *Melbourne* (from 09/11)

Motti Gerlic, BBiomedSc *Ben Gurion* PhD  
*Ben Gurion*

Man Lyang Kim, BSc *Gyeonsang* MSc  
*Gyeonsang* PhD *Basel*

**Sandra Nicholson**, BSc *Monash* MSc  
*UNSW* PhD *Melbourne*

Lukasz Kedzierski, BSc(Hons) *Monash*  
PhD *Monash*

Tatiana Kolesnik, BSc(Hons) *Nizhni*  
*Novgorod* MSc *Nizhni Novgorod* PhD  
*Moscow*

Sarah Freeman, BSc *Melbourne*

Akshay D'Cruz, BBiomedSc(Hons)  
*Melbourne*, PhD student

Eddie Linossi, BSc(Hons) *Melbourne*,  
PhD student

**José Villadangos**, PhD *Madrid* (to 11/11)

Wan Shoo Cheong, PhD *Monash*  
(to 12/11)

Nishma Gupta, MSc *Madurai* PhD  
*Madurai* (to 12/11)

Simone Meuter, PhD *Berne* (to 12/11)  
Justine Mintern, BSc(Hons) *Melbourne*  
PhD *Melbourne* (to 12/11)

Sandro Prato, BSc(Hons) *Lausanne* PhD  
*Melbourne* (to 12/11)

Javier Vega Ramos, BSc(Hons) *Barcelona*  
PhD *Barcelona* (to 12/11)

Linda Wakim, BSc(Hons) *Melbourne* PhD  
*Melbourne* (to 12/11)

Yuekang Xu, BA *China* BM *China* PhD  
*Melbourne* (to 12/11)

Wei Jin Chin, BSc(Hons) *Melbourne*  
(to 12/11)

Elisa Crisci, overseas research trainee  
(to 07/11)

Natalie Patterson, BSc(Hons) *Melbourne*,  
PhD student (to 12/11)

Gabriela Segal, BEng *Chile* BSc *Chile*,  
PhD student (to 12/11)

Jaris Valencia, BBiolSc *Madrid*, overseas  
research trainee (from 10/11 to 01/12)

Peter Zeller, MSc *Albert-Ludwigs*,  
overseas research trainee (to 07/11)



# Molecular Immunology

**Our immune system has the complex task of defending us against potentially harmful microorganisms in our environment, while allowing us to live in harmony with the multitudes of beneficial microbes that occupy our bodies.**

This harmony depends on a network of immune cells whose many and diverse functions provide the checks and balances necessary to control the immune response. The goal of the Molecular Immunology division is to understand how our immune network functions normally and what goes wrong in conditions such as chronic inflammatory (autoimmune) disease and cancers such as leukaemia.

Just when we think that we know all the players in the immune system, immunologists find another. This year much of our attention has focused on a newly identified cell type, T follicular helper cells, which are specialised in promoting antibody responses. In a collaborative project involving members of the Molecular Immunology and Immunology divisions, we discovered that not all T follicular helper cells are alike and some have the ability to persist for long periods after an encounter with a virus, in this case influenza, and to provide immunological memory, the central feature of vaccination and immunity (see opposite page). A related study, led by Associate Professor Lynn Corcoran, examined how T follicular helper cells achieve their function and found that blood hormones (cytokines) IL-6 and IL-21 have an important role.

Researchers in the Molecular Immunology division are also trying to understand how immune cells from a common ancestor are programmed differently to maintain their distinct functions. Dr Gabrielle Belz and Dr Sebastian Carotta are investigating the function of inhibitory molecule Id2 in producing killer T cells and natural killer cells, which fight virus-infected and cancerous cells. Dr Axel Kallies is asking similar questions with regard to another cell programmer, Blimp1. Finally, we are actively translating our fundamental findings to improve health outcomes, highlighted by Dr Li Wu, whose research is deciphering the complexities of human dendritic cell biology.

## Laboratory heads

**Dr Gabrielle Belz**

**Dr Sebastian Carotta**

**Associate Professor Lynn Corcoran**

**Dr Axel Kallies**

**Dr Stephen Nutt**

*Division head*

**Dr Li Wu**

---

Associate Professor Lynn Corcoran is studying the role of blood hormones in the function of specialised immune cells.





## Rare immune cells could hold key to treating immune disorders

**T follicular helper cells represent less than half of one per cent of all immune cells, but play a critical role in antibody production and developing long-lasting immunity.**

Dr Stephen Nutt, Dr Katja Lühje and Associate Professor David Tarlinton from the institute's Molecular Immunology and Immunology divisions have found T follicular helper cells can 'remember' infectious agents. Exploiting these cells could help to improve vaccination and lead to new treatments for immune disorders such as chronic inflammatory (autoimmune) diseases.

Dr Nutt said the study showed T follicular helper cells were essential for developing strong and specific antibody responses to infectious agents and could 'remember' being exposed to infectious agents, allowing them to rapidly react to subsequent attacks.

"The success of vaccines relies on antibody production and long-term immune 'memory'. It is well established that antibody-producing B cells can remember a particular infectious agent and rapidly respond when exposed again. Our study shows, for the first time, that T follicular helper cells also develop memory to rapidly respond to infection. This finding is incredibly important for the development of vaccines, which rely on immune memory to prevent subsequent infections," Dr Nutt said.

Associate Professor Tarlinton said the team discovered T follicular helper


cells were tightly controlled by the immune system, which might explain why increases in their numbers are associated with chronic inflammatory diseases such as rheumatoid arthritis and lupus. "In some disease models, large numbers of T follicular helper cells are associated with the development of chronic inflammatory diseases and can actually cause autoimmune disease very much like lupus in humans. This suggests that modulating these cells could be a potential treatment for autoimmune conditions."

**Funding partners:** Australian Research Council, German Academic

Exchange Service, National Health and Medical Research Council of Australia, Pfizer Australia, Sylvia and Charles Viertel Foundation and the Victorian Government.

**More information:** Lühje K, Kallies A, Shimohakamada Y, Belz GT, Light A, Tarlinton DM, Nutt SL. The development and fate of follicular helper T cells defined by an IL-21 reporter mouse. *Nature Immunology*. 2012 May; 13(5): 491-8.

**Dr Katja Lühje (left) and Dr Stephen Nutt discovered a rare immune cell is essential for antibody production and long-lasting immunity.**



## \$200,000 support for studying genetic causes of myeloma

**Myeloma is one of the most common types of blood cancer, with more than 1000 Australians diagnosed each year. The risk of developing myeloma increases with age, with almost 80 per cent of new cases in people over 60.**

Myeloma results from mutations that cause uncontrolled growth of plasma cells, rare and highly specialised cells that produce the antibodies essential for protection against infection and immunity after vaccination.

Dr Julie Tellier and Dr Stephen Nutt have been awarded a \$200,000 Multiple Myeloma Research Foundation (US) grant to study key plasma cell genes and their role in development of myeloma.

Dr Tellier said the research team would look at the function of molecules called transcription factors which control the development, differentiation and function of immune cells.

"Modern genomics technologies have revealed that altered transcription factor functions are at the heart of most blood cell cancers," Dr Tellier said. "Our research aims to understand how plasma cells are formed and what causes these cells to become cancerous," she said.

Dr Nutt said Irf4 and Blimp1, two particularly important transcription factors for the development of plasma cells, would be the first investigated. "We will use sophisticated DNA screening technologies to understand

how Irf4 and Blimp1 control the activity of the plasma cell genome. There is evidence to suggest these proteins are essential for myeloma development, and we are interested in seeing whether inhibiting Irf4 or Blimp1 function impairs cancer growth," he said.

Dr Nutt said although myeloma could be treated with chemotherapy, there was at present no therapy specific for this type of cancer, and no cure. "Our studies, if successful, will highlight Irf4 and/or Blimp1 as important therapeutic targets for this difficult-to-treat blood cancer," he said.

## Major national and international meetings

### Rhys Allan

Australian Epigenetics Conference, Adelaide, Australia, 04/12, *Oral presentation*

41st Australasian Society of Immunology annual scientific meeting, Adelaide, Australia, 12/11, *Oral presentation*

### Gabrielle Belz

Australasian Vaccines and Immunotherapeutics Development, Brisbane, Australia, 05/12, *Session chair*

41st Australasian Society of Immunology annual scientific meeting, session chair, Adelaide, Australia, 12/11, *Invited speaker*

### Sebastian Carotta

New Directions in Leukemia 2012, Sunshine Coast, Australia, 03/12, *Oral presentation*

45th Annual Congress Of The German Society Of Transfusion Medicine, Graz, Austria, 06/12, *Plenary speaker*

XIX Modern Trends in Human Leukaemia and Cancer, Wilsede, Germany, 06/12, *Oral presentation*

### Erika Cretney

World Immune Regulation Meeting-VI, Davos, Switzerland, 03/12, *Oral presentation*

### Renee Gloury

19th Annual Conference of the Immunology Group of Victoria (IgV), Geelong, Australia, 09/11, *Oral presentation*

### Nick Huntington

The Society for Natural Immunity Meeting, Pacific Grove, United States, 04/12, *Invited speaker*

### Axel Kallies

41st Australasian Society of Immunology annual scientific meeting, Adelaide, Australia, 12/11, *Plenary speaker*

Seventh RIKEN Research Center for Allergy and Immunology International Summer Program, Yokohama, Japan, 06/12, *Invited lecturer*

### Stephen Nutt

Sixth Gene Expression and Signalling in the Immune System, Cold Spring Harbor, United States, 04/12, *Invited speaker*

10th German B Cell Forum, Kloster Banz, Bavaria, Germany, 03/12, *Keynote speaker*

Thomson Reuters Systems Biology Symposium, Melbourne, Australia, 07/11, *Keynote speaker*

University of Erlangen-Nuremberg Graduate program in Molecular Immunology Symposium, Erlangen-Nuremberg University, Germany, 03/12, *Keynote speaker*

### Li Wu

22nd Nikolas Symposium on Histiocytosis, Corinth, Greece, 05/12, *Invited speaker*

## Staff list

Kim McIntosh, BSc(Hons) *Monash*  
MEnvSc *Monash*, scientific coordinator

**Stephen Nutt**, BSc(Hons) *Sydney*  
PhD *Vienna*

Rhys Allan, BSc(Hons) *Melbourne*  
PhD *Melbourne*

Michael Chopin, PhD *Dresden*

Erika Cretney, BSc(Hons) *Melbourne*  
PhD *Melbourne*

Aleksandar Dakic, BSc(Hons) *Melbourne*  
PhD *Melbourne*

Sheila Dias Dos Santos, BSc *Lisbon* PhD  
*Paris VI*

Yoko Shimohakamada, MD *Tokyo* PhD  
*Yamaguchi* (to 01/12)

Julie Tellier, PhD *France* (from 12/11)

Simon Willis, BSc(Hons) *Melbourne*  
PhD *Melbourne*

Rebecca Thong, BBiomedSc(Hons)  
*Melbourne*

**Gabrielle Belz**, BVBiomedSci Qld BVSc Qld  
PhD *Qld*

Jo Groom, BAppSc *Charles Sturt*  
BSc(Hons) *Melbourne* PhD *UNSW*  
(from 11/11)

Frederic Masson, BSc(Hons) *France* MSc  
*France* PhD *Geneva*

Lisa Mielke, BSc *Melbourne* PhD  
*Melbourne* (from 01/12)

Adele Mount, BSc(Hons) *Melbourne*  
PhD *Melbourne*

Cyril Seillet, MSc *France* PhD *France*  
(from 12/11)

Mary Camilleri

Dane Newman, BEng(Hons) *Deakin*  
PhD *Deakin*

Janina Findeis, overseas research trainee  
(from 10/11 to 12/11)

Lucille Rankin, BA *Melbourne* BSc(Hons)  
*Melbourne*, PhD student

Simone Farrer, BSc(Hons) *Monash* MSc  
*Melbourne*, editorial assistant

**Sebastian Carotta**, PhD *Vienna*

Nick Huntington, BSc(Hons) *LaTrobe* PhD  
*Melbourne* (from 10/11)

Pradnya Gangatirkar, MSc *Nagpur*

Louisa Hill, BSc *Germany*, overseas  
research trainee (from 09/11 to 12/11)

**Lynn Corcoran**, BSc(Hons) *Melbourne*  
PhD *Melbourne*

Stephane Chevrier, PhD *Lausanne*

Dianne Emslie, BSc(Hons) *VUT* PhD *VUT*

Tobias Kratina, BSc(Hons) *Deakin*

**Axel Kallies**, PhD *Free*

Mia Miasari, BSc(Hons) *LaTrobe* PhD  
*LaTrobe* (to 12/11)

Klaas van Gisbergen, PhD *Netherlands*  
(from 04/12)

Ajithkumar Vasanthakumar, BSc *Madurai*  
*Kamaraj* MSc *Madurai* *Kamaraj* PhD  
*Madurai* *Kamaraj* (from 11/11)

Shoukat Afshar-Sterle, PhD *Adelaide*

Renee Gloury, BSc(Hons) *Melbourne*  
(from 12/11)

Elien Doorduyn, overseas research  
trainee (to 08/11)

Kevin Man, BSc *Melbourne* LLB  
*Melbourne*, PhD student

Anna Scherger, overseas research trainee  
(to 11/11)

**Li Wu**, MB *Beijing* MMedSc *Beijing* PhD  
*Melbourne*

Angela D'Amico

Anna Proietto, BSc(Hons) PhD *Melbourne*  
Chin Nien Lee, MSc *Taiwan*

Milon Pang, BSc *Murdoch* BSc(Hons)  
*Melbourne*, PhD student





# Systems Biology and Personalised Medicine

**The Systems Biology and Personalised Medicine division is gaining new insights into how biological systems work by sifting through complex biological data that has been generated using high throughput technologies, and then using this data to identify the most appropriate treatment strategies for patients.**

The goal of the division is to understand how complex biological systems work. Our researchers use large-scale technologies such as genome sequencing and quantitative tandem mass spectrometry to develop this understanding. The very large datasets generated by these technologies are transforming biology into an information-based discipline and forcing us to re-examine how we think about biology.

The emergent field of personalised medicine uses high-throughput biology to drive better therapeutic outcomes for patients. We are using highly specialised equipment to identify molecular patient profiles that will predict which patients are likely to do well and which will do poorly in response to existing therapies. These profiles can then be used to design the best treatment plan for each patient. We have already embarked on a pilot-scale genomic study in which we are analysing the gene sequences of patients with colon cancer (some of whom respond well to chemotherapy and some poorly) to see if we can discover the reasons for this range of responses.

We are currently asking such questions as:

- ▶ What are the global changes in biological pathways during tumour formation, maintenance and spread?
- ▶ Can cancer patients be stratified into treatment groups based on their genomic profiles?
- ▶ Are there genomic changes in tumours that will allow us to predict disease outcomes more accurately?

In our first year of operation, we have established quantitative proteomics through the formation of the WEHI Proteomics Laboratory and are building our capacity in genome-scale DNA sequencing through the institute's genomics laboratory, which will form the nucleus of the newly established Ian Potter Centre for Genomic and Personalised Medicine (see opposite page).

## Laboratory head

**Professor Liam O'Connor**

Division head

Dr Tom Nebl (right) from the institute's Systems Biology and Personalised Medicine division and Dr Chris Tonkin from the Infection and Immunity division are studying the cell motor in *Toxoplasma* parasites.



## Pinpointing the 'on' switch for parasite entry

**Parasitic infections such as malaria and toxoplasmosis affect hundreds of millions of people worldwide each year, killing millions and causing severe disease and debilitating illness.**

*Plasmodium* and *Toxoplasma* species, which cause malaria and toxoplasmosis respectively, are closely related parasites that must invade the host cell to reproduce and live. Dr Chris Tonkin and Dr Tom Nebl are working to understand the machinery used by the parasites to enter the cell.

Dr Tonkin said both *Plasmodium* and *Toxoplasma* parasites activate a molecular 'motor' to burrow into the host cell. "We are studying this invasion motor complex in *Toxoplasma* in the hope we will be able to identify important 'motor' proteins that could be a potential target for drug treatments for malaria," he said.

Dr Nebl said proteomics technology and techniques were enabling the

research team to identify crucial proteins involved in 'flicking the switch' on the parasite motor.

"Proteomics allows us to look at the proteins in the motor complex and see the changes that are made to the proteins after cell signals stimulate the motor and 'flick the switch' to invade a host cell," Dr Nebl said. "Using state-of-the-art proteomics technologies, we were able to compare the motor complex in parasites that are stimulated via a signalling pathway to those that have not been, to see which proteins are altered when the parasite is attempting to invade the cell. It's a really powerful tool to look at how cell proteins behave in a situation that most closely resembles the real cellular environment."

Dr Tonkin said the team identified several proteins that are altered during the motor signalling process. "We've determined a number of proteins that are involved in switching on the invasion motor complex, and we are

now looking at the pathways involved to identify potential therapeutic targets for treating malaria and toxoplasmosis," Dr Tonkin said.

**Collaborating organisations:** The Scripps Research Institute.

**Funding partners:** National Health and Medical Research Council of Australia and the Victorian Government.

**More information:** Nebl T, Prieto JH, Kapp E, Smith BJ, Williams MJ, Yates JR 3rd, Cowman AF, Tonkin CJ. Quantitative *in vivo* analyses reveal calcium-dependent phosphorylation sites and identifies a novel component of the *Toxoplasma* invasion motor complex. *PLoS Pathogens*. 2011 Sep; 7(9):e1002222.

## Matching disease treatments to genetic makeup

**The Ian Potter Centre for Genomics and Personalised Medicine is Australia's first research centre devoted to matching disease treatments to a person's genetic makeup. The centre is a collaboration between the Walter and Eliza Hall Institute of Medical Research and Murdoch Childrens Research Institute and is supported by a \$3 million grant from The Ian Potter Foundation.**

The centre will offer new insights into childhood and adult diseases with a focus on immune disorders and cancer. In particular, projects will use genomics to examine food allergy in children, juvenile arthritis, leukaemia, neural tumours and colon cancer.

Professor Liam O'Connor, head of the institute's Systems Biology and Personalised Medicine division, said the centre would make discoveries that will allow personalised therapies to be delivered to patients, improving their clinical outcomes.

"One of the first projects at the centre will look at colorectal cancer, which is among the most commonly diagnosed cancers, with more than 1.2 million new cases and 608,700 deaths estimated worldwide per year," Professor

O'Connor said. "The goal of this study is simple – to identify a molecular fingerprint by sequencing patients' own (non-cancer) DNA, DNA from tumours, and resulting RNA and proteins, that can predict which patients will do well and which patients will do poorly in response to chemotherapy."

Mrs Janet Hirst, chief executive officer of The Ian Potter Foundation, said the centre would hold a unique place in Australia, offering patients access to the large-scale technologies that have made

personalised medicine possible. "We are delighted that Australians will be able to benefit from these pivotal new technologies," Mrs Hirst said. "These new methods provide a window into the micro world of our bodies and we expect they will have a profound impact on the pace of research into cancer and other major health conditions."

**Professor Doug Hilton (left) and Mrs Janet Hirst (centre) with Professor Andrew Sinclair from the Murdoch Childrens Research Institute at the centre opening.**



## Staff list

Lisa Connolly, BSc(Hons) *Melbourne*,  
scientific coordinator (from 07/11)

**Liam O'Connor**, BSc(Hons) *UWA*  
PhD *Melbourne*

Nishma Gupta, MSc *Madurai Kamaraj*  
PhD *Madurai Kamaraj* (to 04/12)

Sam Wormald, BSc(Hons) *Melbourne*  
PhD *Melbourne* (from 02/12)

Doreen Agyapomaa, BAppSc(Hons) *RMIT*  
(from 11/11)

Liz Milla, BSc *Deakin* BBiolSc *LaTrobe*  
(from 11/11)

## Proteomics laboratory

Giuseppe Infusini, BSc *Naples*  
PhD *Naples* (from 07/11)

Thomas Nebl, PhD *LaTrobe*

Andrew Webb, BSc *Monash* PhD  
*Melbourne* (from 07/11)





# Publications

In 2011-12, the Walter and Eliza Hall Institute again published a record number of scientific papers, with 284 papers published by our researchers.

As in previous years, a number of institute scientists published in top-tier journals including *Cell*, *Science*, and *Nature*, and associated publications.

In 2011-12, 35 per cent of papers published were in the top 10 per cent of their field, and nine per cent in the top one per cent, according to Thomson Reuters Web of Knowledge, which ranks the impact of journal papers around the world.

A full list of publications produced by the institute in 2011-12 can be found on the accompanying CD.

Some of our highest impact papers for the year were:

## Effective adjunctive therapy by an innate defense regulatory peptide in a preclinical model of severe malaria.

Achtman AH, Pilat S, Law CW, Lynn DJ, Janot L, Mayer ML, Ma S, Kindrachuk J, Finlay BB, Brinkman FS, Smyth GK, Hancock RE, Schofield L. *Science Translational Medicine*. 2012 4: 135ra64.

Although antimalarial drugs can be effective in killing malaria parasites, they do nothing to ameliorate the sometimes life-threatening inflammatory response to malaria infection.

In this paper the authors use a mouse model of cerebral malaria to show that a combination of antimalarial drugs and synthetic anti-inflammatory compounds based on natural host defence peptides (innate defence regulatory (IDR) peptides) increases survival by reducing host inflammation.

## PfSET10, a *Plasmodium falciparum* methyltransferase, maintains the active *var* gene in a poised state during parasite division.

Volz JC, Bártfai R, Petter M, Langer C, Josling GA, Tsuboi T, Schwach F, Baum J, Rayner JC, Stunnenberg HG, Duffy MF, Cowman AF. *Cell Host & Microbe*. 2012 Jan 19; 11(1): 7-18.

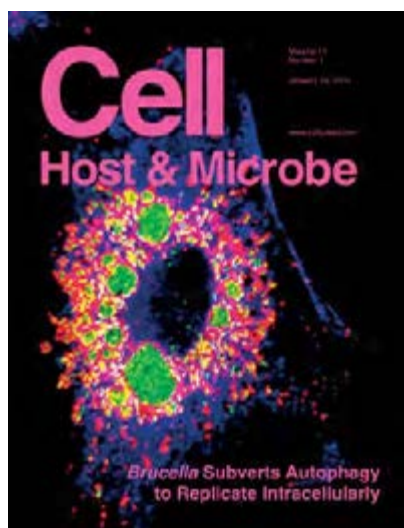
Malaria parasites express a protein, PfEMP1, on the surface of infected red blood cells that allows them to adhere to blood vessels and contributes to disease progression. The *var* genes encoding this protein come in 60 different varieties, and the parasite switches the gene used in each infected cell to enable the parasite to evade detection by the immune system.

In this paper, a new protein called PfSET10 is identified that acts on these *var* genes to keep them in a state where rapid switching is possible. This protein may be a potential target for drugs that prevent this form of immune evasion.

## The dendritic cell receptor Clec9A binds damaged cells via exposed actin filaments.

Zhang JG, Czabotar PE, Policheni AN, Caminschi I, Wan SS, Kitsoulis S, Tullett KM, Robin AY, Brammananth R, van Delft MF, Lu J, O'Reilly LA, Josefsson EC, Kile BT, Chin WJ, Minter JD, Olshina MA, Wong W, Baum J, Wright MD, Huang DC, Mohandas N, Coppel RL, Colman PM, Nicola NA, Shortman K, Lahoud MH. *Immunity*. 2012 Apr 20; 36(4): 646-57.

Dendritic cells recognise dead or damaged cells and present antigens from them to the immune system to generate an appropriate immune response. Clec9A is a lectin-like protein expressed on dendritic cells that recognises dead cells and powerfully enhances antibody production. This paper reveals that Clec9A recognises a protein complex – filamentous actin – present in all cells but which only becomes exposed after cell death. This may pave the way to improved vaccination methods.



**Suppression of cytokine signaling by SOCS3: characterization of the mode of inhibition and the basis of its specificity.**

Babon JJ, Kershaw NJ, Murphy JM, Varghese LN, Laktyushin A, Young SN, Lucet IS, Norton RS, Nicola NA. *Immunity*. 2012 Feb 24; 36(2): 239-50.

SOCS3 (suppressor of cytokine signalling 3) is a critical natural suppressor of inflammatory responses caused by the action of a variety of cytokines. However its precise mechanism of action and the reason for its specificity for only some cytokines was unknown.

In this paper, detailed studies show that SOCS3 has distinct sites for binding different cytokine receptors. At the same time, SOCS3 binds and inhibits receptor-associated tyrosine kinases, which are required to mediate the biological actions of the cytokine.

**Inhibitor of apoptosis proteins limit RIP3 kinase-dependent interleukin-1 activation.**

Vince JE, Wong WW, Gentle I, Lawlor KE, Allam R, O'Reilly L, Mason K, Gross O, Ma S, Guarda G, Anderton H, Castillo R, Häcker G, Silke J, Tschopp J. *Immunity*. 2012 Feb 24; 36(2): 215-27.

Interleukin-1 (IL-1) is a major mediator of inflammatory diseases. Its production in response to infection is regulated by the activation of enzymes that alter (via proteolytic cleavage) the biologically inactive precursor form of IL-1 to make it active.


In this paper, the researchers show that cleavage of pro-IL-1 is constrained by proteins known as inhibitors of apoptosis proteins (IAPs). The study suggests that activators of IAPs could be useful in helping to treat some forms of inflammatory disease.

**Activation-induced B cell fates are selected by intracellular stochastic competition.**

Duffy KR, Wellard CJ, Markham JF, Zhou JH, Holmberg R, Hawkins ED, Hasbold J, Dowling MR, Hodgkin PD. *Science*. 2012 Jan 20; 335(6066): 338-41.

B cells are the precursors of antibody-producing cells in the immune system. Upon coming into contact with foreign antigens, B cells become 'activated' and must undergo a series of decision processes, including whether to divide or die, switching the type of antibody they produce and maturation into antibody-producing cells.

This paper studied the behaviour of thousands of individual cells to show that these decision processes are competing, essentially random processes within individual cells. This may have implications for understanding other complex cell fate decisions.



**The development and fate of follicular helper T cells defined by an IL-21 reporter mouse.**


Lüthje K, Kallies A, Shimohakamada Y, Belz GT, Light A, Tarlinton DM, Nutt SL. *Nature Immunology*. 2012 13: 491-U93.

Follicular helper T cells (TFH cells) are required for B cell maturation and proliferation. By studying mice in which the TFH cell cytokine IL-21 (interleukin-21) is linked to a fluorescent tag, this paper shows that TFH cells are not terminally differentiated but can give rise to memory T-cells and effector T-cells. This study expands the potential role TFH cells play in immune reactions.



**Genome sequencing and analysis of the Tasmanian devil and its transmissible cancer.**

Murchison EP, Schulz-Trieglaff OB, Ning Z, Alexandrov LB, Bauer MJ, Fu B, Hims M, Ding Z, Ivakhno S, Stewart C, Ng BL, Wong W, Aken B, White S, Alsop A, Becq J, Bignell GR, Cheetham RK, Cheng W, Connor TR, Cox AJ, Feng ZP, Gu Y, Grocock RJ, Harris SR, Khrebtkova I, Kingsbury Z, Kowarsky M, Kreiss A, Luo S, Marshall J, McBride DJ, Murray L, Pearse AM, Raine K, Rasolonjatovo I, Shaw R, Tedder P, Tregidgo C, Vilella AJ, Wedge DC, Woods GM, Gormley N, Humphray S, Schroth G, Smith G, Hall K, Searle SM, Carter NP, Papenfuss AT, Futreal PA, Campbell PJ, Yang F, Bentley DR, Evers DJ, Stratton MR. *Cell*. 2012 Feb 17; 148(4): 780-91.



The Tasmanian devil population is currently endangered due to an unusual facial tumour that is transmissible through biting. In this paper whole genome sequencing is used to define the mutations that occur in the tumour and to trace the evolution of the disease within the Tasmanian devil population. This work may help to define the different sub-types of the tumour and the nature of its spread.

*Science and Science Translational Medicine journal covers reproduced with permission by AAAS.*

*Cell, Cell Host & Microbe and Immunity journal covers reproduced with permission of Elsevier.*

# Publications

<b>ART</b>	Advanced Research Technologies
<b>BIO</b>	Bioinformatics division
<b>CBD</b>	ACRF Chemical Biology division
<b>CHD</b>	Cancer and Haematology division
<b>CSCD</b>	Cell Signalling and Cell Death division
<b>INF</b>	Infection and Immunity division
<b>INFL</b>	Inflammation division
<b>IMM</b>	Immunology division
<b>MGC</b>	Molecular Genetics of Cancer division
<b>MIMM</b>	Molecular Immunology division
<b>MMD</b>	Molecular Medicine division
<b>SBPM</b>	Systems Biology and Personalised Medicine division
<b>SCC</b>	ACRF Stem Cells and Cancer division
<b>SBD</b>	Structural Biology division

## Number of publications

Primary: 203

Reviews: 70

Edited book: 1

Book chapters: 10

**Total: 284**

## Primary

- Achtman AH, Pilat S, Law CW, Lynn DJ, Janot L, Mayer ML, Ma S, Kindrachuk J, Finlay BB, Brinkman FS, Smyth GK, Hancock RE, Schofield L. Effective adjunctive therapy by an innate defense regulatory peptide in a preclinical model of severe malaria. *Science Translational Medicine*. 2012 4(135):135ra164. **INF BIO CHD**
- Alari-Pahissa E, Vega-Ramos J, Zhang JG, Raul Castano A, Turley SJ, Villadangos JA, Lauzurica P. Differential effect of CD69 targeting on bystander and antigen-specific T cell proliferation. *Journal of Leukocyte Biology*. 2012 92(1):145-158. **CHD**
- Allan RS, Zueva E, Cammas F, Schreiber HA, Masson V, Belz GT, Roche D, Maison C, Quivy J-P, Almouzni G, Amigorena S. An epigenetic silencing pathway controlling T helper 2 cell lineage commitment. *Nature*. 2012 July 4. (epub ahead of print) **MIMM**
- Angrisano F, Delves MJ, Sturm A, Mollard V, McFadden GI, Sinden RE, Baum J. A GFP-Actin reporter line to explore microfilament dynamics across the malaria parasite lifecycle. *Molecular and Biochemical Parasitology*. 2012 182(1-2):93-96. **INF**
- Angrisano F, Riglar DT, Sturm A, Volz JC, Delves MJ, Zuccala ES, Turnbull L, Dekiwadia C, Olshina MA, Marapana DS, Wong W, Mollard V, Bradin CH, Tonkin CJ, Gunning PW, Ralph SA, Whitchurch CB, Sinden RE, Cowman AF, McFadden GI, Baum J. Spatial localisation of actin filaments across developmental stages of the malaria parasite. *PLoS One*. 2012 7(2):e32188. **INF**
- Arnott A, Barry AE, Reeder JC. Understanding the population genetics of *Plasmodium vivax* is essential for malaria control and elimination. *Malaria Journal*. 2012 11(1):14. **INF**
- Arumugam TU, Takeo S, Yamasaki T, Thonkukiatkul A, Miura K, Otsuki H, Zhou H, Long CA, Sattabongkot J, Thompson J, Wilson DW, Beeson JG, Healer J, Crabb BS, Cowman AF, Torii M, Tsuboi T. Discovery of GAMA, a *Plasmodium falciparum* merozoite micronemal protein, as a novel blood-stage vaccine candidate antigen. *Infection and Immunity*. 2011 79(11):4523-4532. **INF**
- Asselin-Labat ML, Sutherland KD, Vaillant F, Gyorki DE, Wu D, Holroyd S, Breslin K, Ward T, Shi W, Bath ML, Deb S, Fox SB, Smyth GK, Lindeman GJ, Visvader JE. Gata-3 negatively regulates the tumor-initiating capacity of mammary luminal progenitor cells and targets the putative tumor suppressor caspase-14. *Molecular and Cellular Biology*. 2011 31(22):4609-4622. **SCC BIO**
- Babon JJ, Kershaw NJ, Murphy JM, Varghese LN, Laktyushin A, Young SN, Lucet IS, Norton RS, Nicola NA. Suppression of cytokine signaling by SOCS3: characterization of the mode of inhibition and the basis of its specificity. *Immunity*. 2012 36(2):239-250. **SBD CHD**
- Ballouz S, Liu JY, Oti M, Gaeta B, Fatkin D, Bahlo M, Wouters MA. Analysis of genome-wide association study data using the protein knowledge base. *BMC Genetics*. 2011 12:98. **BIO**
- Barnadas C, Kent D, Timinao L, Iga J, Gray LR, Siba P, Mueller I, Thomas PJ, Zimmerman PA. A new high-throughput method for simultaneous detection of drug resistance associated mutations in *Plasmodium vivax* *dhfr*, *dhps* and *mdr1* genes. *Malaria Journal*. 2011 10:282. **INF**
- Barry AE, Trieu A, Fowkes FJ, Pablo J, Kalantari-Dehaghi M, Jasinskas A, Tan X, Kayala MA, Tavul L, Siba PM, Day KP, Baldi P, Felgner PL, Doolan DL. The stability and complexity of antibody responses to the major surface antigen of *Plasmodium falciparum* are associated with age in a malaria endemic area. *Molecular and Cellular Proteomics*. 2011 10(11):M111.008326. **INF**
- Batty KT, Salman S, Moore BR, Benjamin J, Lee ST, Page-Sharp M, Pitus N, Ilett KF, Mueller I, Hombhanje FW, Siba P, Davis TM. Artemisinin-naphthoquine combination therapy for uncomplicated pediatric malaria: a pharmacokinetic study. *Antimicrobial Agents and Chemotherapy*. 2012 56(5):2472-2484. **INF**



14. Benjamin J, Moore B, Lee ST, Senn M, Griffin S, Lautu D, Salman S, Siba P, Mueller I, Davis TM. Artemisinin-naphthoquine combination therapy for uncomplicated pediatric malaria: a tolerability, safety, and preliminary efficacy study. *Antimicrobial Agents and Chemotherapy*. 2012 56(5):2465-2471. **INF**
15. Benjamini Y, Speed TP. Summarizing and correcting the GC content bias in high-throughput sequencing. *Nucleic Acids Research*. 2012 40(10):e72. **BIO**
16. Betuela I, Bassat Q, Kiniboro B, Robinson LJ, Rosanas-Urgell A, Stanisic D, Siba PM, Alonso PL, Mueller I. Tolerability and safety of primaquine in Papua New Guinean children 1 to 10 years of age. *Antimicrobial Agents and Chemotherapy*. 2012 56(4):2146-2149. **INF**
17. Betuela I, Rosanas-Urgell A, Kiniboro B, Stanisic D, Samol L, De Lazzari E, Del Portillo H, Siba P, Alonso PL, Bassat Q, Mueller I. Relapses contribute significantly to the risk of *P. vivax* infection and disease in Papua New Guinean children 1-5 years of age. *Journal of Infectious Diseases*. (in press) **INF**
18. Boersma MD, Haase HS, Peterson-Kaufman KJ, Lee EF, Clarke OB, Colman PM, Smith BJ, Horne WS, Fairlie WD, Gellman SH. Evaluation of diverse alpha/beta-backbone patterns for functional alpha-helix mimicry: analogues of the Bim BH3 domain. *Journal of the American Chemical Society*. 2012 134(1):315-323. **SBD**
19. Bohgaki T, Mozo J, Salmena L, Matysiak-Zablocki E, Bohgaki M, Sanchez O, Strasser A, Hakem A, Hakem R. Caspase-8 inactivation in T cells increases necroptosis and suppresses autoimmunity in Bim-/- mice. *Journal of Cell Biology*. 2011 195(2):277-291. **MGC**
20. Brady RM, Hatzis E, Connor T, Street IP, Baell JB, Lessene G. Synthesis of conformationally constrained benzoylureas as BH3-mimetics. *Organic & Biomolecular Chemistry*. 2012 10(27):5230-5237. **CBD**
21. Brooks MJ, Burtseva EI, Ellery PJ, Marsh GA, Lew AM, Slepishkin AN, Crowe SM, Tannock GA. Antiviral activity of arbidol, a broad-spectrum drug for use against respiratory viruses, varies according to test conditions. *Journal of Medical Virology*. 2012 84(1):170-181. **IMM**
22. Bullen HE, Charnaud SC, Kalanon M, Riglar DT, Dekiwadia C, Kangwanrangsan N, Torii M, Tsuboi T, Baum J, Ralph SA, Cowman AF, de Koning-Ward TF, Crabb BS, Gilson PR. Biosynthesis, localisation and macromolecular arrangement of the *Plasmodium falciparum* translocon of exported proteins (PTEx). *Journal of Biological Chemistry*. 2012 287(11):7871-7884. **INF**
23. Caminschi I, Vremec D, Ahmet F, Lahoud MH, Villadangos JA, Murphy KM, Heath WR, Shortman K. Antibody responses initiated by Clec9A-bearing dendritic cells in normal and Batf3(-/-) mice. *Molecular Immunology*. 2012 50(1-2):9-17. **IMM**
24. Campbell DJ, Zhang Y, Kelly DJ, Gilbert RE, McCarthy DJ, Shi W, Smyth GK. Aliskiren increases bradykinin and tissue kallikrein mRNA levels in the heart. *Clinical and Experimental Physiology*. 2011 38(9):623-631. **BIO**
25. Campbell KJ, Gray DH, Anstee N, Strasser A, Cory S. Elevated Mcl-1 inhibits thymocyte apoptosis and alters thymic selection. *Cell Death and Differentiation*. 2012 Jun 29. (epub ahead of print) **MGC**
26. Chang PP, Barral P, Fitch J, Pratama A, Ma CS, Kallies A, Hogan JJ, Cerundolo V, Tangye SG, Bittman R, Nutt SL, Brink R, Godfrey DI, Batista FD, Vinuesa CG. Identification of Bcl-6-dependent follicular helper NKT cells that provide cognate help for B cell responses. *Nature Immunology*. 2012 13(1):35-43. **MIMM**
27. Chee J, Angstetra E, Mariana L, Graham KL, Carrington EM, Bluethmann H, Santamaria P, Allison J, Kay TW, Krishnamurthy B, Thomas HE. TNF receptor 1 deficiency increases regulatory T cell function in nonobese diabetic mice. *Journal of Immunology*. 2011 187(4):1702-1712. **IMM**
28. Chen L, Lopatnicki S, Riglar DT, Dekiwadia C, Uboldi AD, Tham WH, O'Neill MT, Richard D, Baum J, Ralph SA, Cowman AF. An EGF-like protein forms a complex with PfRh5 and is required for invasion of human erythrocytes by *Plasmodium falciparum*. *PLoS Pathogens*. 2011 7(9):e1002199. **INF**
29. Chong JJ, Chandrakanthan V, Xaymardan M, Asli NS, Li J, Ahmed I, Heffernan C, Menon MK, Scarlett CJ, Rashidianfar A, Biben C, Zoellner H, Colvin EK, Pimanda JE, Biankin AV, Zhou B, Pu WT, Prall OW, Harvey RP. Adult cardiac-resident MSC-like stem cells with a proepicardial origin. *Cell Stem Cell*. 2011 9(6):527-540. **MMD**
30. Clayton-Smith J, O'Sullivan J, Daly S, Bhaskar S, Day R, Anderson B, Voss AK, Thomas T, Biesecker LG, Smith P, Fryer A, Chandler KE, Kerr B, Tassabehji M, Lynch SA, Krajewska-Walasek M, McKee S, Smith J, Sweeney E, Mansour S, Mohammed S, Donnai D, Black G. Whole-exome-sequencing identifies mutations in histone acetyltransferase gene KAT6B in individuals with the Say-Barber-Biesecker variant of Ohdo syndrome. *American Journal of Human Genetics*. 2011 89(5):675-681. **MMD**
31. Clybourn C, Fischer S, Auffredou MT, Hugues P, Alexia C, Bouillet P, Raphael M, Leca G, Strasser A, Tarlinton DM, Vazquez A. Regulation of memory B-cell survival by the BH3-only protein Puma. *Blood*. 2011 118(15):4120-4128. **MGC IMM**
32. Clybourn C, Merino D, Nebl T, Masson F, Robati M, O'Reilly L, Hubner A, Davis RJ, Strasser A, Bouillet P. Alternative splicing of Bim and Erk-mediated Bim(EL) phosphorylation are dispensable for hematopoietic homeostasis in vivo. *Cell Death and Differentiation*. 2012 19(6):1060-1068. **MGC SCC MIMM SBPM**
33. Coughlan MT, Yap FY, Tong DC, Andrikopoulos S, Gasser A, Thallas-Bonke V, Webster DE, Miyazaki J, Kay TW, Slattery RM, Kaye DM, Drew BG, Kingwell BA, Furlanos S, Groop PH, Harrison LC, Knip M, Forbes JM. Advanced glycation end products are direct modulators of beta-cell function. *Diabetes*. 2011 60(10):2523-2532. **IMM**
34. Croker BA, O'Donnell JA, Nowell CJ, Metcalf D, Dewson G, Campbell KJ, Rogers KL, Hu Y, Smyth GK, Zhang JG, White M, Lackovic K, Cengia LH, O'Reilly LA, Bouillet P, Cory S, Strasser A, Roberts AW. Fas-mediated neutrophil apoptosis is accelerated by Bid, Bak, and Bax and inhibited by Bcl-2 and Mcl-1. *Proceedings of the National Academy of Sciences of the United States of America*. 2011 108(32):13135-13140. **INFL CSCD MGC BIO CBD CHD ART**

35. Czesak M, Le Francois B, Millar AM, Deria M, Daigle M, Visvader JE, Anisman H, Albert PR. Increased serotonin-1A (5-HT1A) autoreceptor expression and reduced raphe serotonin levels in deformed epidermal autoregulatory factor-1 (Deaf-1) gene knock-out mice. *Journal of Biological Chemistry*. 2012 287(9):6615-6627. **SCC**
36. Damgaard RB, Nachbur U, Yabal M, Wong WW, Fill BK, Kastirr M, Rieser E, Rickard JA, Bankovacki A, Peschel C, Ruland J, Bekker-Jensen S, Mailand N, Kaufmann T, Strasser A, Walczak H, Silke J, Jost PJ, Gyrd-Hansen M. The ubiquitin ligase XIAP recruits LUBAC for NOD2 signaling in inflammation and innate immunity. *Molecular Cell*. 2012 46(6):746-758. **CSCD MGC**
37. Darido C, Georgy SR, Wilanowski T, Dworkin S, Auden A, Zhao Q, Rank G, Srivastava S, Finlay MJ, Papenfuss AT, Pandolfi PP, Pearson RB, Jane SM. Targeting of the tumor suppressor GRHL3 by a miR-21-dependent proto-oncogenic network results in PTEN loss and tumorigenesis. *Cancer Cell*. 2011 20(5):635-648. **BIO**
38. Deakin JE, Bender HS, Pearse AM, Rens W, O'Brien PC, Ferguson-Smith MA, Cheng Y, Morris K, Taylor R, Stuart A, Belov K, Amemiya CT, Murchison EP, Papenfuss AT, Marshall Graves JA. Genomic restructuring in the Tasmanian devil facial tumour: chromosome painting and gene mapping provide clues to evolution of a transmissible tumour. *PLoS Genetics*. 2012 8(2):e1002483. **BIO**
39. Debrincat MA, Josefsson EC, James C, Henley KJ, Ellis S, Lebois M, Betterman KL, Lane RM, Rogers KL, White MJ, Roberts AW, Harvey NL, Metcalf D, Kile BT. Mcl-1 and Bcl-xL co-ordinately regulate megakaryocyte survival. *Blood*. 2012 119(24):5850-5858. **CHD ART**
40. Denton AE, Wesseligh R, Gras S, Guillonau C, Olson MR, Mintern JD, Zeng W, Jackson DC, Rossjohn J, Hodgkin PD, Doherty PC, Turner SJ. Affinity thresholds for naive CD8+ CTL activation by peptides and engineered influenza A viruses. *Journal of Immunology*. 2011 187(11):5733-5744. **IMM**
41. Dewson G, Ma S, Frederick P, Hockings C, Tan I, Kratina T, Kluck RM. Bax dimerizes via a symmetric BH3:groove interface during apoptosis. *Cell Death and Differentiation*. 2012 19(4):661-670. **CSCD MGC**
42. Domchek SM, Mitchell G, Lindeman GJ, Tung NM, Balmana J, Isakoff SJ, Schmutzler R, Audeh MW, Loman N, Scott C, Friedlander M, Kaufman B, Garber JE, Tutt A, Robson ME. Challenges to the development of new agents for molecularly defined patient subsets: lessons from *BRCA1/2*-associated breast cancer. *Journal of Clinical Oncology*. 2011 29(32):4224-4226. **SCC**
43. Donkor ON, Ravikumar M, Proudfoot O, Day SL, Apostolopoulos V, Paukovics G, Vasiljevic T, Nutt SL, Gill H. Cytokine profile and induction of T helper type 17 and regulatory T cells by human peripheral mononuclear cells after microbial exposure. *Clinical and Experimental Immunology*. 2012 167(2):282-295. **MIMM**
44. Dow LE, Premisrur PK, Zuber J, Fellmann C, McJunkin K, Miething C, Park Y, Dickins RA, Hannon GJ, Lowe SW. A pipeline for the generation of shRNA transgenic mice. *Nature Protocols*. 2012 7(2):374-393. **MMD**
45. Duffy KR, Wellard CJ, Markham JF, Zhou JH, Holmberg R, Hawkins ED, Hasbold J, Dowling MR, Hodgkin PD. Activation-induced B cell fates are selected by intracellular stochastic competition. *Science*. 2012 335(6066):338-341. **IMM**
46. Eirew P, Kannan N, Knapp DJ, Vaillant F, Emerman JT, Lindeman GJ, Visvader JE, Eaves CJ. Aldehyde dehydrogenase activity is a biomarker of primitive normal human mammary luminal cells. *Stem Cells*. 2012 30(2):344-348. **SCC**
47. Ellett F, Lieschke GJ. Computational quantification of fluorescent leukocyte numbers in zebrafish embryos. *Methods in Enzymology*. 2012 506:425-435. **CHD**
48. Elliott DA, Braam SR, Koutsis K, Ng ES, Jenny R, Lagerqvist EL, Biben C, Hatzistavrou T, Hirst CE, Yu QC, Skelton RJ, Ward-van Oostwaard D, Lim SM, Khammy O, Li X, Hawes SM, Davis RP, Goulburn AL, Passier R, Prall OW, Haynes JM, Pouton CW, Kaye DM, Mummery CL, Elefanti AG, Stanley EG. NKX2-5(eGFP/w) hESCs for isolation of human cardiac progenitors and cardiomyocytes. *Nature Medicine*. 2011 8(12):1037-1040. **MMD**
49. Evison BJ, Pastuovic M, Bilardi RA, Forrest RA, Pumuye PP, Sleebs BE, Watson KG, Phillips DR, Cutts SM. M2, a novel anthracenedione, elicits a potent DNA damage response that can be subverted through checkpoint kinase inhibition to generate mitotic catastrophe. *Biochemical Pharmacology*. 2011 82(11):1604-1618. **MGC CBD**
50. Falk H, Connor T, Yang H, Loft KJ, Alcindor JL, Nikolakopoulos G, Surjadi RN, Bentley JD, Hattarki MK, Dolezal O, Murphy JM, Monahan BJ, Peat TS, Thomas T, Baell JB, Parisot JP, Street IP. An efficient high-throughput screening method for MYST family acetyltransferases, a new class of epigenetic drug targets. *Journal of Biomolecular Screening*. 2011 16(10):1196-1205. **CBD MMD SBD**
51. Feng ZP, Chandrashekar IR, Low A, Speed TP, Nicholson SE, Norton RS. The N-terminal domains of SOCS proteins: a conserved region in the disordered N-termini of SOCS4 and 5. *Proteins*. 2012 80(3):946-957. **BIO SBD INFL**
52. Ferrer PE, Frederick P, Gulbis JM, Dewson G, Kluck RM. Translocation of a Bak C-terminus mutant from cytosol to mitochondria to mediate cytochrome C release: implications for Bak and Bax apoptotic function. *PLoS One*. 2012 7(3):e31510. **SBD CSCD MGC**
53. Furtado MB, Biben C, Shiratori H, Hamada H, Harvey RP. Characterization of Pitx2c expression in the mouse heart using a reporter transgene. *Developmental Dynamics*. 2011 240(1):195-203. **MMD**
54. Gagnon-Bartsch JA, Speed TP. Using control genes to correct for unwanted variation in microarray data. *Biostatistics*. 2011 13(3):539-552. **BIO**
55. Gaspar M, May JS, Sukla S, Frederico B, Gill MB, Smith CM, Belz GT, Stevenson PG. Murid herpesvirus-4 exploits dendritic cells to infect B cells. *PLoS Pathogens*. 2011 7(11):e1002346. **MIMM**

56. Glaser SP, Lee EF, Trounson E, Bouillet P, Wei A, Fairlie WD, Izon DJ, Zuber J, Rappaport AR, Herold MJ, Alexander WS, Lowe SW, Robb L, Strasser A. Anti-apoptotic Mcl-1 is essential for the development and sustained growth of acute myeloid leukemia. *Genes & Development*. 2012 26(2):120-125. **CHD SBD MGC**
57. Grabow S, Waring P, Happo L, Cook M, Mason KD, Kelly PN, Strasser A. Pharmacological blockade of Bcl-2, Bcl-x(L) and Bcl-w by the BH3 mimetic ABT-737 has only minor impact on tumour development in p53-deficient mice. *Cell Death and Differentiation*. 2011 19(4):623-632. **MGC CHD CBD**
58. Gray DH, Kupresanin F, Berzins SP, Herold MJ, O'Reilly LA, Bouillet P, Strasser A. The BH3-only proteins Bim and Puma cooperate to impose deletional tolerance to organ-specific antigens. *Immunity*. (in press) **MGC**
59. Gugasyan R, Horat E, Kinkel SA, Ross F, Grigoriadis G, Gray D, O'Keeffe M, Berzins SP, Belz GT, Grumont RJ, Banerjee A, Strasser A, Godfrey DI, Tschlis PN, Gerondakis S. The NF-kappaB1 transcription factor prevents the intrathymic development of CD8 T cells with memory properties. *EMBO Journal*. 2012 31(3):692-706. **MGC MMD MIMM**
60. Gunn PA, Gliddon BL, Londrigan SL, Lew AM, van Driel IR, Gleeson PA. The Golgi apparatus in the endomembrane-rich gastric parietal cells exist as functional stable mini-stacks dispersed throughout the cytoplasm. *Biology of the Cell*. 2011 103(12):559-572. **IMM**
61. Hagn M, Belz GT, Kallies A, Sutton VR, Thia KY, Tarlinton DM, Hawkins ED, Trapani JA. Activated mouse B cells lack expression of granzyme B. *Journal of Immunology*. 2012 188(8):3886-3892. **MIMM IMM**
62. Hahn CN, Chong CE, Carmichael CL, Wilkins EJ, Brautigan PJ, Li XC, Babic M, Lin M, Carmagnac A, Lee YK, Kok CH, Gagliardi L, Friend KL, Ekert PG, Butcher CM, Brown AL, Lewis ID, To LB, Timms AE, Storek J, Moore S, Altree M, Escher R, Bardy PG, Suthers GK, D'Andrea RJ, Horwitz MS, Scott HS. Heritable GATA2 mutations associated with familial myelodysplastic syndrome and acute myeloid leukemia. *Nature Genetics*. 2011 43(10):1012-1017. **CHD MMD INF CSCD**
63. Hansen N, Agerstam H, Wahlestedt M, Landberg N, Askmyr M, Ehinger M, Rissler M, Lilljebjorn H, Johnels P, Ishiko J, Melo JV, Alexander WS, Bryder D, Jaras M, Fioretos T. SOCS2 is dispensable for BCR/ABL1-induced chronic myeloid leukemia-like disease and for normal hematopoietic stem cell function. *Leukemia*. 2012 June 22. (epub ahead of print) **CHD**
64. Happo L, Phipson B, Smyth GK, Strasser A, Scott CL. Neither loss of Bik alone, nor combined loss of Bik and Noxa, accelerate murine lymphoma development or render lymphoma cells resistant to DNA damaging drugs. *Cell Death & Disease*. 2012 3:e306. **SCC BIO MGC**
65. Hardy CL, LeMasurier JS, Belz GT, Scalzo-Inguanti K, Yao J, Xiang SD, Kanellakis P, Bobik A, Strickland DH, Rolland JM, O'Hehir RE, Plebanski M. Inert 50-nm polystyrene nanoparticles that modify pulmonary dendritic cell function and inhibit allergic airway inflammation. *Journal of Immunology*. 2012 188(3):1431-1441. **MIMM**
66. Heiser LM, Sadanandam A, Kuo WL, Benz SC, Goldstein TC, Ng S, Gibb WJ, Wang NJ, Ziyad S, Tong F, Bayani N, Hu Z, Billig JI, Dueregger A, Lewis S, Jakkula L, Korkola JE, Durinck S, Pepin F, Guan Y, Purdom E, Neuvial P, Bengtsson H, Wood KW, Smith PG, Vassilev LT, Hennessy BT, Greshock J, Bachman KE, Hardwicke MA, Park JW, Marton LJ, Wolf DM, Collisson EA, Neve RM, Mills GB, Speed TP, Feiler HS, Wooster RF, Haussler D, Stuart JM, Gray JW, Spellman PT. Subtype and pathway specific responses to anticancer compounds in breast cancer. *Proceedings of the National Academy of Sciences of the United States of America*. 2011 109(8):2724-2729. **BIO**
67. Hercus TR, Broughton SE, Ekert PG, Ramshaw HS, Perugini M, Grimbaldston M, Woodcock JM, Thomas D, Pitson S, Hughes T, D'Andrea RJ, Parker MW, Lopez AF. The GM-CSF receptor family: Mechanism of activation and implications for disease. *Growth Factors*. 2012 30(2):63-75. **CSCD**
68. Hetzel MW, Gideon G, Lote N, Makita L, Siba PM, Mueller I. Ownership and usage of mosquito nets after four years of large-scale free distribution in Papua New Guinea. *Malaria Journal*. 2012 11(1):192. **INF**
69. Hickey PF, Bahlo M. X chromosome association testing in genome wide association studies. *Genetic Epidemiology*. 2011 35(7):664-670. **BIO**
70. Hoeijmakers WA, Flueck C, Francoijs KJ, Smits AH, Wetzel J, Volz JC, Cowman AF, Voss T, Stunnenberg HG, Bartfai R. *Plasmodium falciparum* centromeres display a unique epigenetic makeup and cluster prior to and during schizogony. *Cell Microbiology*. 2012 Apr 17. (epub ahead of print) **INF**
71. Hoves S, Sutton VR, Haynes NM, Hawkins ED, Fernandez Ruiz D, Baschuk N, Sedelies KA, Schnurr M, Stagg J, Andrews DM, Villadangos JA, Trapani JA. A critical role for granzymes in antigen cross-presentation through regulating phagocytosis of killed tumor cells. *Journal of Immunology*. 2011 187(3):1166-1175. **INFL**
72. Howitt J, Lackovic J, Low LH, Naguib A, Macintyre A, Goh CP, Callaway JK, Hammond V, Thomas T, Dixon M, Putz U, Silke J, Bartlett P, Yang B, Kumar S, Trotman LC, Tan SS. Ndfip1 regulates nuclear Pten import in vivo to promote neuronal survival following cerebral ischemia. *Journal of Cell Biology*. 2012 196(1):29-36. **MMD CSCD**
73. Hussey SE, McGee SL, Garnham A, Wentworth JM, Jeukendrup AE, Hargreaves M. Exercise training increases adipose tissue GLUT4 expression in patients with type 2 diabetes. *Diabetes Obesity and Metabolism*. 2011 13(10):959-962. **IMM**
74. Jabbour AM, Gordon L, Daunt CP, Green BD, Kok CH, D'Andrea R, Ekert PG. p53-Dependent transcriptional responses to interleukin-3 signaling. *PLoS One*. 2012 7(2):e31428. **CSCD**
75. Jabeen R, Chang HC, Goswami R, Nutt SL, Kaplan MH. The transcription factor PU.1 regulates gammadelta T cell homeostasis. *PLoS One*. 2011 6(7):e22189. **MIMM**



76. Ji H, Goode RJ, Vaillant F, Mathivanan S, Kapp EA, Mathias RA, Lindeman GJ, Visvader JE, Simpson RJ. Proteomic profiling of secretome and adherent plasma membranes from distinct mammary epithelial cell subpopulations. *Proteomics*. 2011 11(20):4029-4039. **SCC BIO**
77. John E, Christiansen FT, Mueller I, Schofield L, Senitzer D, Siba P, Witt CS. Distinct distribution of killer-cell immunoglobulin-like receptor genes in the Mugil and Ilaia areas of Papua New Guinea. *Tissue Antigens*. 2012 79(4):263-271. **INF**
78. Jones SA, White CA, Robb L, Alexander WS, Tarlinton DM. SOCS3 deletion in B cells alters cytokine responses and germinal center output. *Journal of Immunology*. 2011 187(12):6318-6326. **CHD IMM**
79. Josefsson EC, James C, Henley KJ, Debrincat MA, Rogers KL, Dowling MR, White MJ, Kruse EA, Lane RM, Ellis S, Nurden P, Mason KD, O'Reilly LA, Roberts AW, Metcalf D, Huang DC, Kile BT. Megakaryocytes possess a functional intrinsic apoptosis pathway that must be restrained to survive and produce platelets. *Journal of Experimental Medicine*. 2011 208(10):2017-2031. **CHD MGC ART IMM CBD**
80. Josefsson EC, White MJ, Dowling MR, Kile BT. Platelet life span and apoptosis. *Methods in Molecular Biology*. 2012 788:59-71. **CHD IMM**
81. Kan A, Chakravorty R, Bailey J, Leckie C, Markham J, Dowling MR. Automated and semi-automated cell tracking: addressing portability challenges. *Journal of Microscopy*. 2011 244(2):194-213. **IMM**
82. Kauppi M, Hilton AA, Metcalf D, Ng AP, Hyland CD, Collinge JE, Kile BT, Hilton DJ, Alexander WS. Thrombocytopenia and erythrocytosis in mice with a mutation in the gene encoding the hemoglobin beta minor chain. *Proceedings of the National Academy of Sciences of the United States of America*. 2012 109(2):576-581. **CHD MMD**
83. Ke F, Voss A, Kerr JB, O'Reilly LA, Tai L, Echeverry N, Bouillet P, Strasser A, Kaufmann T. BCL-2 family member BOK is widely expressed but its loss has only minimal impact in mice. *Cell Death and Differentiation*. 2012 19(6):915-925. **MGC MMD**
84. Kedzierska K, Curtis JM, Valkenburg SA, Hatton LA, Kiu H, Doherty PC, Kedzierski L. Induction of protective CD4(+) T cell-mediated immunity by a *Leishmania* peptide delivered in recombinant influenza viruses. *PLoS One*. 2012 7(3):e33161. **INF INFL**
85. Kelly PN, Grabow S, Delbridge AR, Adams JM, Strasser A. Prophylactic treatment with the BH3 mimetic ABT-737 impedes Myc-driven lymphomagenesis in mice. *Cell Death and Differentiation*. (in press) **MGC**
86. Kelly PN, Grabow S, Delbridge AR, Strasser A, Adams JM. Endogenous Bcl-xL is essential for Myc-driven lymphomagenesis in mice. *Blood*. 2011 118(24):6380-6386. **MGC**
87. Kerr JB, Brogan L, Myers M, Hutt KJ, Mladenovska T, Ricardo S, Hamza K, Scott CL, Strasser A, Findlay JK. The primordial follicle reserve is not renewed after chemical or gamma-irradiation mediated depletion. *Reproduction*. 2012 143(4):469-476. **SCC MGC**
88. Kerr JB, Hutt KJ, Cook M, Speed TP, Strasser A, Findlay JK, Scott CL. Cisplatin-induced primordial follicle oocyte killing and loss of fertility are not prevented by imatinib. *Nature Medicine*. (in press) **MGC BIO SCC**
89. King RH, Chandler D, Lopatnicki S, Huang D, Blake J, Muddle JR, Kilpatrick T, Nourallah M, Miyata T, Okuda T, Carter KW, Hunter M, Angelicheva D, Morahan G, Kalaydjieva L. Ndr1 in development and maintenance of the myelin sheath. *Neurobiology of Disease*. 2011 42(3):368-380. **INF**
90. Kirigin FF, Lindstedt K, Sellars M, Ciofani M, Low SL, Jones L, Bell F, Pauli F, Bonneau R, Myers RM, Littman DR, Chong MM. Dynamic microRNA gene transcription and processing during T cell development. *Journal of Immunology*. 2012 188(7):3257-3267. **IMM**
91. Knuckles P, Vogt MA, Lugert S, Milo M, Chong MM, Hautbergue GM, Wilson SA, Littman DR, Taylor V. Drosha regulates neurogenesis by controlling Neurogenin 2 expression independent of microRNAs. *Nature Neuroscience*. 2012 15(7):962-969. **IMM**
92. Koepfli C, Ross A, Kiniboro B, Smith TA, Zimmerman PA, Siba P, Mueller I, Felger I. Multiplicity and diversity of *Plasmodium vivax* infections in a highly endemic region in Papua New Guinea. *PLoS Neglected Tropical Diseases*. 2011 5(12):e1424. **INF**
93. Koss M, Bolze A, Brendolan A, Saggese M, Capellini TD, Bojilova E, Boisson B, Prall OW, Elliott DA, Solloway M, Lenti E, Hidaka C, Chang CP, Mahlaoui N, Harvey RP, Casanova JL, Selleri L. Congenital asplenia in mice and humans with mutations in a Pbx/Nkx2-5/p15 module. *Developmental Cell*. 2012 22(5):913-926. **MMD**
94. Krebs DL, Chehal MK, Sio A, Huntington ND, Da ML, Ziltener P, Inglese M, Kountouri N, Priatel JJ, Jones J, Tarlinton DM, Anderson GP, Hibbs ML, Harder KW. Lyn-dependent signaling regulates the innate immune response by controlling dendritic cell activation of NK cells. *Journal of Immunology*. 2012 188(10):5094-5105. **MIMM IMM**
95. Kuo T, Lew MJ, Mayba O, Harris CA, Speed TP, Wang JC. Genome-wide analysis of glucocorticoid receptor-binding sites in myotubes identifies gene networks modulating insulin signaling. *Proceedings of the National Academy of Sciences of the United States of America*. 2012 109(28):11160-11165. **BIO**
96. Lackovic J, Howitt J, Callaway JK, Silke J, Bartlett P, Tan SS. Differential regulation of Nedd4 ubiquitin ligases and their adaptor protein Ndfip1 in a rat model of ischemic stroke. *Experimental Neurology*. 2012 235(1):326-335. **CSCD**
97. Lau LS, Fernandez Ruiz D, Davey GM, de Koning-Ward TF, Papenfuss AT, Carbone FR, Brooks AG, Crabb BS, Heath WR. Blood-stage *Plasmodium berghei* infection generates a potent, specific CD8+ T-cell response despite residence largely in cells lacking MHC I processing machinery. *Journal of Infectious Diseases*. 2011 204(12):1989-1996. **BIO**
98. Layton MJ, Faux MC, Church NL, Catimel B, Kershaw NJ, Kapp EA, Nowell C, Coates JL, Burgess AW, Simpson RJ. Identification of a Wnt-induced protein complex by affinity proteomics using an antibody that recognizes a sub-population of beta-catenin. *Biochimica et Biophysica Acta*. 2012 1824(7):925-937. **BIO**

99. Ledermann J, Harter P, Gourley C, Friedlander M, Vergote I, Rustin G, Scott C, Meier W, Shapira-Frommer R, Safra T, Matei D, Macpherson E, Watkins C, Carmichael J, Matulonis U. Olaparib maintenance therapy in platinum-sensitive relapsed ovarian cancer. *New England Journal of Medicine*. 2012 366(15):1382-1392. **SCC**
100. Lee EF, Dewson G, Smith BJ, Evangelista M, Pettikiriachchi A, Dogovski C, Perugini MA, Colman PM, Fairlie WD. Crystal structure of a BCL-W domain-swapped dimer: implications for the function of BCL-2 family proteins. *Structure*. 2011 19(10):1467-1476. **SBD CSCD**
101. Lee HJ, Hinshelwood RA, Bouras T, Gallego-Ortega D, Valdes-Mora F, Blazek K, Visvader JE, Clark SJ, Ormandy CJ. Lineage specific methylation of the Elf5 promoter in mammary epithelial cells. *Stem Cells*. 2011 29(10):1611-1619. **SCC**
102. Lee I, Harrison LC, Colman PG. Fulminant type 1 diabetes in Australia in the absence of humoral and cellular immune responses to pancreatic islet autoantigens. *Diabetes Research and Clinical Practice*. 2012 95(1):e4-6. **IMM**
103. Leitman DC, Paruthiyil S, Yuan C, Herber CB, Olshansky M, Tagliaferri M, Cohen I, Speed TP. Tissue-specific regulation of genes by estrogen receptors. *Seminars in Reproductive Medicine*. 2012 30(1):14-22. **BIO**
104. Leong DW, Komen JC, Hewitt CA, Arnaud E, McKenzie M, Phipson B, Bahlo M, Laskowski A, Kinkel SA, Davey GM, Heath WR, Voss AK, Zahedi RP, Pitt JJ, Chrast R, Sickmann A, Ryan MT, Smyth GK, Thorburn DR, Scott HS. Proteomic and metabolomic analyses of mitochondrial complex I-deficient mouse model generated by spontaneous B2 Short Interspersed Nuclear Element (SINE) insertion into NADH dehydrogenase (Ubiquinone) Fe-S protein 4 (Ndufs4) gene. *Journal of Biological Chemistry*. 2012 287(24):20652-20663. **BIO MMD**
105. Lesinski DA, Heinz N, Pilat S, Rudolph C, Jacobs R, Schlegelberger B, Klump H, Schiedlmeier B. Serum- and stromal cell-free hypoxic generation of embryonic stem cell-derived hematopoietic cells, in vitro, capable of multilineage repopulation of immunocompetent mice. *Stem Cells Translational Medicine*. (in press) **CHD**
106. Lewis RS, Kolesnik TB, Kuang Z, D'Cruz AA, Blewitt ME, Masters SL, Low A, Willson T, Norton RS, Nicholson SE. TLR regulation of SPSB1 controls inducible nitric oxide synthase induction. *Journal of Immunology*. 2011 187(7):3798-3805. **CHD INFL MMD SBD**
107. Li R, Zhang JG, Churchill J, Sourial M, Southwell BR, Hutson JM. Is matrix metalloproteinase required in postnatal testicular tubules for germ cell maturation. *Journal of Pediatric Surgery*. (in press) **CHD**
108. Liu R, Maia AT, Russell R, Caldas C, Ponder BA, Ritchie ME. Allele-specific expression analysis methods for high-density SNP microarray data. *Bioinformatics*. 2012 28(8):1102-1108. **BIO**
109. Loebel DA, Studdert JB, Power M, Radziewicz T, Jones V, Coultas L, Jackson Y, Rao RS, Steiner K, Fossat N, Robb L, Tam PP. Rho maintains the epithelial architecture and facilitates differentiation of the foregut endoderm. *Development*. 2011 138(20):4511-4522. **CHD**
110. Lucas KM, Mohana-Kumaran N, Lau D, Zhang XD, Hersey P, Huang DC, Weninger W, Haass NK, Allen JD. Modulation of NOXA and MCL-1 as a strategy for sensitizing melanoma cells to the BH3-mimetic ABT-737. *Clinical Cancer Research*. 2012 18(3):783-795. **CBD**
111. Luthje K, Kallies A, Shimohakamada Y, GT TB, Light A, Tarlinton DM, Nutt SL. The development and fate of follicular helper T cells defined by an IL-21 reporter mouse. *Nature Immunology*. 2012 13(5):491-498. **IMM MIMM**
112. Mai K, Smith NC, Feng ZP, Katrib M, Slapeta J, Slapetova I, Wallach MG, Luxford C, Davies MJ, Zhang X, Norton RS, Belli SI. Peroxidase catalysed cross-linking of an intrinsically unstructured protein via dityrosine bonds in the oocyst wall of the apicomplexan parasite, *Eimeria maxima*. *International Journal for Parasitology*. 2011 41(11):1157-1164. **BIO SBD**
113. Manji SS, Miller KA, Williams LH, Andreasen L, Siboe M, Rose E, Bahlo M, Kuiper M, Dahl HH. An ENU-induced mutation of Cdh23 causes congenital hearing loss, but no vestibular dysfunction, in mice. *American Journal of Pathology*. 2011 179(2):903-914. **BIO**
114. Manning L, Laman M, Law I, Bona C, Aipit S, Teine D, Warrell J, Rosanas-Urgell A, Lin E, Kiniboro B, Vince J, Hwaiwhanhe I, Karunajeewa H, Michon P, Siba P, Mueller I, Davis TM. Features and prognosis of severe malaria caused by *Plasmodium falciparum*, *Plasmodium vivax* and mixed *Plasmodium* species in Papua New Guinean children. *PLoS One*. 2011 6(12):e29203. **INF**
115. Manning L, Rosanas-Urgell A, Laman M, Edoni H, McLean C, Mueller I, Siba P, Davis TM. A histopathologic study of fatal paediatric cerebral malaria caused by mixed *Plasmodium falciparum* / *Plasmodium vivax* infections. *Malaria Journal*. 2012 11:107. **INF**
116. Manske M, Miotto O, Campino S, Auburn S, Almagro- Garcia J, Maslen G, O'Brien J, Djimde A, Doumbo O, Zongo I, Ouedraogo JB, Michon P, Mueller I, Siba P, Nzila A, Borrmann S, Kiara SM, Marsh K, Jiang H, Su X, Amaratunga C, Fairhurst R, Socheat D, Nosten F, Imwong M, White NJ, Sanders M, Anastasi E, Alcock D, Drury E, Quail MA, Turner DJ, Ruano Rubio V, Jyothi D, Amanga-Etego L, Sutherland C, Roper C, Mangano V, Modiano D, Tan JC, Ferdig MT, Amambua-Ngwa A, Conway DJ, Takala-Harrison S, Plowe CV, Rockett K, Rayner JC, Clark TG, Newbold CI, Berriman M, MacInnis B, Kwiatkowski DP. Next-generation sequencing analysis of *Plasmodium falciparum* diversity within the host and across populations. *Nature Genetics*. (in press) **INF**
117. Markey KA, Koyama M, Kuns RD, Lineburg KE, Wilson YA, Olver SD, Raffelt NC, Don AL, Varelias A, Robb RJ, Cheong M, Engwerda CR, Steptoe RJ, Ramshaw HS, Lopez AF, Vega-Ramos J, Lew AM, Villadangos JA, Hill GR, Macdonald KP. Immune insufficiency during GVHD is due to defective antigen presentation within dendritic cell subsets. *Blood*. 2012 119(24):5918-5930. **IMM**
118. Maxwell MJ, Tsantikos E, Kong AM, Vanhaesebroeck B, Tarlinton DM, Hibbs ML. Attenuation of phosphoinositide 3-kinase delta signaling restrains autoimmune disease. *Journal of Autoimmunity*. 2012 38(4):381-391. **IMM**

119. Mayor AG, Bardaji A, Felger I, King CL, Cistero P, Dobano C, Stanicic D, Siba P, Wahlgren M, Del Portillo H, Mueller I, Menendez C, Ordi J, Rogerson S. Placental infection with *Plasmodium vivax*: a histopathological and molecular study. *Journal of Infectious Diseases*. (in press) **INF**
120. McCarthy DJ, Chen Y, Smyth GK. Differential expression analysis of multifactor RNA-Seq experiments with respect to biological variation. *Nucleic Acids Research*. 2012 40(10):4288-4297. **BIO**
121. McDevitt CA, Ogunniyi AD, Valkov E, Lawrence MC, Kobe B, McEwan AG, Paton JC. A molecular mechanism for bacterial susceptibility to zinc. *PLoS Pathogens*. 2011 7(11):e1002357. **SBD**
122. McSorley HJ, Gaze S, Daveson J, Jones D, Anderson RP, Clouston A, Ruysers NE, Speare R, McCarthy JS, Engwerda CR, Croese J, Loukas A. Suppression of inflammatory immune responses in celiac disease by experimental hookworm infection. *PLoS One*. 2011 6(9):e24092. **IMM**
123. Merino D, Khaw SL, Glaser SP, Anderson DJ, Belmont LD, Wong C, Yue P, Robati M, Phipson B, Fairlie WD, Lee EF, Campbell KJ, Vandenberg CJ, Cory S, Roberts AW, Ludlam MJ, Huang DC, Bouillet P. Bcl-2, Bcl-xL, and Bcl-w are not equivalent targets of ABT-737 and navitoclax (ABT-263) in lymphoid and leukemic cells. *Blood*. 2012 119(24):5807-5816. **SCC CBD CHD MGC BIO SBD**
124. Merino D, Strasser A, Bouillet P. Bim must be able to engage all pro-survival Bcl-2 family members for efficient tumor suppression. *Oncogene*. 2011 31(28):3392-3396. **MGC**
125. Micallef SJ, Li X, Schiesser JV, Hirst CE, Yu QC, Lim SM, Nostro MC, Elliott DA, Sarangi F, Harrison LC, Keller G, Elefany AG, Stanley EG. INS(GFP/w) human embryonic stem cells facilitate isolation of in vitro derived insulin-producing cells. *Diabetologia*. 2012 55(3):694-706. **IMM**
126. Moujalled DM, Cook WD, Lluís JM, Khan NR, Ahmed AU, Callus BA, Vaux DL. In mouse embryonic fibroblasts, neither caspase-8 nor cellular FLICE-inhibitory protein (FLIP) is necessary for TNF to activate NF-kappaB, but caspase-8 is required for TNF to cause cell death, and induction of FLIP by NF-kappaB is required to prevent it. *Cell Death and Differentiation*. 2011 19(5):808-815. **CSCD**
127. Moulin M, Anderton H, Voss AK, Thomas T, Wong WW, Bankovacki A, Feltham R, Chau D, Cook WD, Silke J, Vaux DL. IAPs limit activation of RIP kinases by TNF receptor 1 during development. *EMBO Journal*. 2012 31(7):1679-1691. **CSCD MMD**
128. Mueller I, Schoepflin S, Smith TA, Benton KL, Bretscher MT, Lin E, Kiniboro B, Zimmerman PA, Speed TP, Siba P, Felger I. Force of infection is key to understanding the epidemiology of *Plasmodium falciparum* malaria in Papua New Guinean children. *Proceedings of the National Academy of Sciences of the United States of America*. 2012 109(25):10030-10035. **INF BIO**
129. Murchison EP, Schulz-Trieglaff OB, Ning Z, Alexandrov LB, Bauer MJ, Fu B, Hims M, Ding Z, Ivakhno S, Stewart C, Ng BL, Wong W, Aken B, White S, Alsop A, Becq J, Bignell GR, Cheetham RK, Cheng W, Connor TR, Cox AJ, Feng ZP, Gu Y, Grocock RJ, Harris SR, Khrebtkova I, Kingsbury Z, Kowarsky M, Kreiss A, Luo S, Marshall J, McBride DJ, Murray L, Pearse AM, Raine K, Rasolonjatovo I, Shaw R, Tedder P, Tregidgo C, Vilella AJ, Wedge DC, Woods GM, Gormley N, Humphray S, Schroth G, Smith G, Hall K, Searle SM, Carter NP, Papenfuss AT, Futreal PA, Campbell PJ, Yang F, Bentley DR, Evers DJ, Stratton MR. Genome sequencing and analysis of the Tasmanian devil and its transmissible cancer. *Cell*. 2012 148(4):780-791. **BIO**
130. Nachbur U, Vince JE, O'Reilly LA, Strasser A, Silke J. Bid is dispensable for NOD signalling. *Nature*. (in press) **CSCD MGC**
131. Nebel T, Prieto JH, Kapp E, Smith BJ, Williams MJ, Yates JR, 3rd, Cowman AF, Tonkin CJ. Quantitative *in vivo* analyses reveal calcium-dependent phosphorylation sites and identifies a novel component of the *Toxoplasma* invasion motor complex. *PLoS Pathogens*. 2011 7(9):e1002222. **INF SBD SBPM BIO**
132. Ng AP, Kauppi M, Metcalf D, Di Rago L, Hyland CD, Alexander WS. Characterization of thrombopoietin (TPO)-responsive progenitor cells in adult mouse bone marrow with *in vivo* megakaryocyte and erythroid potential. *Proceedings of the National Academy of Sciences of the United States of America*. 2012 109(7):2364-2369. **CHD**
133. Ngian GS, Sahhar J, Proudman SM, Stevens W, Wicks IP, Van Doornum S. Prevalence of coronary heart disease and cardiovascular risk factors in a national cross-sectional cohort study of systemic sclerosis. *Annals of the Rheumatic Diseases*. 2012 Apr 24. (epub ahead of print) **INFL**
134. Nguyen NH, Sleebs BE, White JM, Hughes AB. Diastereoselective synthesis of highly functionalized 2,2,3-substituted amino acids from 4-substituted-1,3-oxazinan-6-ones. *Tetrahedron*. 2012 68(24):4745-4756. **CBD**
135. O'Callaghan S, Desouza DP, Isaac A, Wang Q, Hodgkinson L, Olshansky M, Erwin T, Appelbe B, Tull DL, Roessner U, Bacic A, McConville MJ, Likic VA. PyMS: a Python toolkit for processing of gas chromatography-mass spectrometry (GC-MS) data. Application and comparative study of selected tools. *BMC Bioinformatics*. 2012 13(1):115. **BIO**
136. Oakes SR, Vaillant F, Lim E, Lee L, Breslin K, Feleppa F, Deb S, Ritchie ME, Takano E, Ward T, Fox SB, Generali D, Smyth GK, Strasser A, Huang DC, Visvader JE, Lindeman GJ. Sensitization of BCL-2-expressing breast tumors to chemotherapy by the BH3 mimetic ABT-737. *Proceedings of the National Academy of Sciences of the United States of America*. 2011 109(8):2766-2771. **SCC BIO MGC CBD**
137. Oates EC, Reddel S, Rodriguez ML, Gandolfo LC, Bahlo M, Hawke SH, Lamande SR, Clarke NF, North KN. Autosomal dominant congenital spinal muscular atrophy: a true form of spinal muscular atrophy caused by early loss of anterior horn cells. *Brian*. 2012 135(Pt 6):1714-1723. **BIO**
138. Orban T, Bundy B, Becker DJ, DiMeglio LA, Gitelman SE, Goland R, Gottlieb PA, Greenbaum CJ, Marks JB, Monzavi R, Moran A, Raskin P, Rodriguez H, Russell WE, Schatz D, Wherrett D, Wilson DM, Krischer JP, Skyler JS, Type 1 Diabetes TrialNet Abatacept Study Group, includes Harrison LC. Co-stimulation modulation with abatacept in patients with recent-onset type 1 diabetes: a randomised, double-blind, placebo-controlled trial. *Lancet*. 2011 378(9789):412-419. **IMM**



139. Ottina E, Grespi F, Tischner D, Soratroi C, Geley S, Ploner A, Reichardt HM, Villunger A, Herold MJ. Targeting anti-apoptotic A1/Bfl-1 by in vivo RNAi reveals multiple roles in leukocyte development in mice. *Blood*. 2012 119(25):6032-6042. **MGC**
140. Papadopoulou AS, Dooley J, Linterman MA, Pierson W, Ucar O, Kyewski B, Zuklys S, Hollander GA, Matthys P, Gray DH, De Strooper B, Liston A. The thymic epithelial microRNA network elevates the threshold for infection-associated thymic involution via miR-29a mediated suppression of the IFN-alpha receptor. *Nature Immunology*. 2011 13(2):181-187. **MGC**
141. Papenfuss AT, Baker ML, Feng ZP, Tachedjian M, Cramer G, Cowled C, Ng J, Janardhana V, Field HE, Wang LF. The immune gene repertoire of an important viral reservoir, the Australian black flying fox. *BMC Genomics*. 2012 13(1):261. **BIO**
142. Pase L, Nowell CJ, Lieschke GJ. In vivo real-time visualization of leukocytes and intracellular hydrogen peroxide levels during a zebrafish acute inflammation assay. *Methods in Enzymology*. 2012 506:135-156. **CHD**
143. Patsopoulos NA, Esposito F, Reischl J, Lehr S, Bauer D, Heubach J, Sandbrink R, Pohl C, Edan G, Kappos L, Miller D, Montalban J, Polman CH, Freedman MS, Hartung HP, Arnason BG, Comi G, Cook S, Filippi M, Goodin DS, Jeffery D, O'Connor P, Ebers GC, Langdon D, Reder AT, Troubise A, Zipp F, Schimrigk S, Hillert J, Booth DR, Broadley S, Brown MA, Browning BL, Browning SR, Butzkueven H, Carroll WM, Chapman C, Foote SJ, Griffiths L, Kermode AG, Kilpatrick TJ, Lechner-Scott J, Marriott M, Mason D, Moscato P, Heard RN, Pender MP, Perreau VM, Perera D, Rubio JP, Scott RJ, Slee M, Stankovich J, Stewart GJ, Taylor BV, Tubridy N, Willoughby E, Wiley J, Matthews P, Boneschi FM, Compston A, Haines J, Hauser SL, McCauley J, Iverson A, Oksenberg JR, Pericak-Vance M, Sawcer SJ, De Jager PL, Hafler DA, de Bakker PI. Genome-wide meta-analysis identifies novel multiple sclerosis susceptibility loci. *Annals of Neurology*. 2011 70(6):897-912. **BIO**
144. Patterson S, Alpey MS, Jones DC, Shanks EJ, Street IP, Frearson JA, Wyatt PG, Gilbert IH, Fairlamb AH. Dihydroquinazolines as a novel class of Trypanosoma brucei trypanothione reductase inhibitors: discovery, synthesis, and characterization of their binding mode by protein crystallography. *Journal of Medicinal Chemistry*. 2011 54(19):6514-6530. **CBD**
145. Pescovitz MD, Torgerson TR, Ochs HD, Ocheltree E, McGee P, Krause-Steinrauf H, Lachin JM, Canniff J, Greenbaum C, Herold KC, Skyler JS, Weinberg A, Type 1 Diabetes TrialNet Study Group, includes Harrison LC. Effect of rituximab on human in vivo antibody immune responses. *Journal of Allergy and Clinical Immunology*. 2011 128(6):1295-1302 e1295. **IMM**
146. Piganis RA, De Weerd NA, Gould JA, Schindler CW, Mansell A, Nicholson SE, Hertzog PJ. Suppressor of cytokine signaling (SOCS) 1 inhibits type I interferon (IFN) signaling via the interferon alpha receptor (IFNAR1)-associated tyrosine kinase Tyk2. *Journal of Biological Chemistry*. 2011 286(39):33811-33818. **INFL**
147. Pulford J, Mueller I, Siba PM, Hetzel MW. Malaria case management in Papua New Guinea prior to the introduction of a revised treatment protocol. *Malaria Journal*. 2012 11(1):157. **INF**
148. Renfree MB\*, Papenfuss AT\*, Deakin JE, Lindsay J, Heider T, Belov K, Rens W, Waters PD, Pharo EA, Shaw G, Wong ES, Lefevre CM, Nicholas KR, Kuroki Y, Wakefield MJ, Zenger KR, Wang C, Ferguson-Smith M, Nicholas FW, Hickford D, Yu H, Short KR, Siddle HV, Frankenberg SR, Chew KY, Menzies BR, Stringer JM, Suzuki S, Hore TA, Delbridge ML, Patel HR, Mohammadi A, Schneider NY, Hu Y, O'Hara W, Al Nadaf S, Wu C, Feng ZP, Cocks BG, Wang J, Flicek P, Searle SM, Fairley S, Beal K, Herrero J, Carone DM, Suzuki Y, Sugano S, Toyoda A, Sakaki Y, Kondo S, Nishida Y, Tatsumoto S, Mandiou I, Hsu A, McColl KA, Lansdell B, Weinstock G, Kuczek E, McGrath A, Wilson P, Men A, Hazar-Rethinam M, Hall A, Davis J, Wood D, Williams S, Sundaravadanam Y, Muzny DM, Jhangiani SN, Lewis LR, Morgan MB, Okwuonu GO, Ruiz SJ, Santibanez J, Nazareth L, Cree A, Fowler G, Kovar CL, Dinh HH, Joshi V, Jing C, Lara F, Thornton R, Chen L, Deng J, Liu Y, Shen JY, Song XZ, Edson J, Troon C, Thomas D, Stephens A, Yapa L, Levchenko T, Gibbs RA, Cooper DW, Speed TP, Fujiyama A, Graves JA, O'Neill RJ, Pask AJ, Forrest SM, Worley KC, [\*joint first authors]. Genome sequence of an Australian kangaroo, *Macropus eugenii*, provides insight into the evolution of mammalian reproduction and development. *Genome Biology*. 2011 12(8):R81. **BIO**
149. Roberts AW, Seymour JF, Brown JR, Wierda WG, Kipps TJ, Khaw SL, Carney DA, He SZ, Huang DC, Xiong H, Cui Y, Busman TA, McKeegan EM, Krivoshik AP, Enschede SH, Humerickhouse R. Substantial susceptibility of chronic lymphocytic leukemia to BCL2 inhibition: results of a phase I study of navitoclax in patients with relapsed or refractory disease. *Journal of Clinical Oncology*. 2012 30(5):488-496. **CHD CBD**
150. Ryg-Cornejo V, Nie CQ, Bernard NJ, Lundie RJ, Evans KJ, Crabb BS, Schofield L, Hansen DS. NK cells and conventional dendritic cells engage in reciprocal activation for the induction of inflammatory responses during *Plasmodium berghei* ANKA infection. *Immunobiology*. 2012 May 23. (epub ahead of print) **INF**
151. Salman S, Page-Sharp M, Batty KT, Kose K, Griffin S, Siba PM, Ilett KF, Mueller I, Davis TM. Pharmacokinetic comparison of two piperazine-containing artemisinin combination therapies in Papua New Guinean children with uncomplicated malaria. *Antimicrobial Agents and Chemotherapy*. 2012 56(6):3288-3297. **INF**
152. Sandow JJ, Jabbour AM, Condina MR, Daunt CP, Stomski FC, Green BD, Riffkin CD, Hoffmann P, Guthridge MA, Silke J, Lopez AF, Ekert PG. Cytokine receptor signaling activates an IKK-dependent phosphorylation of PUMA to prevent cell death. *Cell Death and Differentiation*. 2011 19(4):633-641. **CSCD**
153. Saunier EF, Vivar OI, Rubenstein A, Zhao XY, Olshansky M, Baggett S, Staub RE, Tagliaferri M, Cohen I, Speed TP, Baxter JD, Leitman DC. Estrogenic plant extracts reverse weight gain and fat accumulation without causing mammary gland or uterine proliferation. *PLoS One*. 2011 6(12):e28333. **BIO**
154. Seah SG, Carrington EM, Ng WC, Belz GT, Brady JL, Sutherland RM, Hancock MS, La Gruta NL, Brown LE, Turner SJ, Zhan Y, Lew AM. Unlike CD4(+) T-cell help, CD28 costimulation is necessary for effective primary CD8(+) T-cell influenza-specific immunity. *European Journal of Immunology*. 2012 May 14. (epub ahead of print) **MIMM IMM**
155. Segura E, Villadangos JA. A modular and combinatorial view of the antigen cross-presentation pathway in dendritic cells. *Traffic*. 2011 12(12):1677-1685. **INFL**

156. Senn N, Rarau P, Manong D, Salib M, Siba P, Robinson LJ, Reeder J, Rogerson S, Mueller I, Genton B. Rapid diagnostic test-based management of malaria: an effectiveness study in Papua New Guinean infants with *Plasmodium falciparum* and *Plasmodium vivax* malaria. *Clinical Infectious Diseases*. 2012 54(5):644-651. **INF**
157. Senn N, Rarau P, Stanisic DI, Robinson L, Barnadas C, Manong D, Salib M, Iga J, Tarongka N, Ley S, Rosanas-Urgell A, Aponte JJ, Zimmerman PA, Beeson JG, Schofield L, Siba P, Rogerson SJ, Reeder JC, Mueller I. Intermittent preventive treatment for malaria in Papua New Guinean infants exposed to *Plasmodium falciparum* and *P. vivax*: a randomized controlled trial. *PLoS Medicine*. 2012 9(3):e1001195. **INF**
158. Sheikh BN, Dixon MP, Thomas T, Voss AK. Querkopf is a key marker of self-renewal and multipotency of adult neural stem cells. *Journal of Cell Science*. 2012 125(Pt 2):295-309. **MMD**
159. Shimshon L, Michaeli A, Hadar R, Nutt SL, David Y, Navon A, Waisman A, Tirosh B. SUMOylation of Blimp-1 promotes its proteasomal degradation. *FEBS Letters*. 2011 585(15):2405-2409. **MIMM**
160. Sleebs BE, Ganame D, Levit A, Street IP, Gregg A, Falk H, Baell JB. Development of substituted 7-phenyl-4-aminobenzothieno[3,2-d] pyrimidines as potent LIMK1 inhibitors. *MedChemComm*. 2011 2(10):982-986. **CBD**
161. Sleebs BE, Levit A, Street IP, Falk H, Hammonds T, Wong AC, Charles MD, Olson MF, Baell JB. Identification of 3-aminothieno[2,3-b]pyridine-2-carboxamides and 4-aminobenzothieno[3,2-d]pyrimidines as LIMK1 inhibitors. *MedChemComm*. 2011 2(10):977-981. **CBD**
162. Sleebs BE, Nikolakopoulos G, Street IP, Falk H, Baell JB. Identification of 5,6-substituted 4-aminothieno[2,3-d]pyrimidines as LIMK1 inhibitors. *Bioorganic & Medicinal Chemistry Letters*. 2011 21(19):5992-5994. **CBD**
163. Smalley MJ, Kendrick H, Sheridan JM, Regan JL, Prater MD, Lindeman GJ, Watson CJ, Visvader JE, Stingl J. Isolation of mouse mammary epithelial subpopulations: a comparison of leading methods. *Journal of Mammary Gland Biology and Neoplasia*. 2012 May 30. (epub ahead of print) **SCC**
164. Smith KR, Bromhead CJ, Hildebrand MS, Shearer AE, Lockhart PJ, Najmabadi H, Leventer RJ, McGillivray G, Amor DJ, Smith RJ, Bahlo M. Reducing the exome search space for Mendelian diseases using genetic linkage analysis of exome genotypes. *Genome Biology*. 2011 12(9):R85. **BIO**
165. Smith KR, Damiano J, Franceschetti S, Carpenter S, Canafoglia L, Morbin M, Rossi G, Pareyson D, Mole SE, Staropoli JF, Sims KB, Lewis J, Lin WL, Dickson DW, Dahl HH, Bahlo M, Berkovic SF. Strikingly different clinicopathological phenotypes determined by progranulin-mutation dosage. *American Journal of Human Genetics*. 2012 90(6):1102-1107. **BIO**
166. Smith KR, Suppiah V, O'Connor K, Berg T, Weltman M, Abate ML, Spengler U, Bassendine M, Matthews G, Irving WL, Powell E, Riordan S, Ahlenstiel G, Stewart GJ, Bahlo M, George J, Booth DR, The International Hepatitis C Genetics Consortium(IHCGC). Identification of improved IL28B SNPs and haplotypes for prediction of drug response in treatment of hepatitis C using massively parallel sequencing in a cross-sectional European cohort. *Genome Medicine*. 2011 3(8):57. **BIO**
167. Sosenko JM, Mahon J, Rafkin L, Lachin JM, Krause-Steinrauf H, Krischer JP, Cuthbertson D, Palmer JP, Thompson C, Greenbaum CJ, Skyler JS, Diabetes Prevention Trial-Type 1 and TrialNet Study Groups, includes Harrison LC. A comparison of the baseline metabolic profiles between Diabetes Prevention Trial-Type 1 and TrialNet Natural History Study participants. *Pediatric Diabetes*. 2011 12(2):85-90. **IMM**
168. Stein MS, Liu Y, Gray OM, Baker JE, Kolbe SC, Ditchfield MR, Egan GF, Mitchell PJ, Harrison LC, Butzkueven H, Kilpatrick TJ. A randomized trial of high-dose vitamin D2 in relapsing-remitting multiple sclerosis. *Neurology*. 2011 77(17):1611-1618. **IMM**
169. Sutherland RM, Londrigan SL, Brady JL, Azher H, Carrington EM, Zhan Y, Vega-Ramos J, Villadangos JA, Lew AM. Shutdown of immunological priming and presentation after in vivo administration of adenovirus. *Gene Therapy*. 2011 Nov 17. (epub ahead of print) **IMM**
170. Sutton VR, Sedelies K, Dewson G, Christensen ME, Bird PI, Johnstone RW, Kluck RM, Trapani JA, Waterhouse NJ. Granzyme B triggers a prolonged pressure to die in Bcl-2 overexpressing cells, defining a window of opportunity for effective treatment with ABT-737. *Cell Death & Disease*. 2012 3:e344. **CSCD MGC**
171. Temmerman L, De Livera AM, Browne JB, Sheedy JR, Callahan DL, Nahid A, De Souza DP, Schoofs L, Tull DL, McConville MJ, Roessner U, Wentworth JM. Cross-platform urine metabolomics of experimental hyperglycemia in type 2 diabetes. *Journal of Diabetes & Metabolism* 2012 S:6-002:doi:10.4172/2155-6156.S4176-4002. **IMM**
172. Teta M, Choi YS, Okegbe T, Wong G, Tam OH, Chong MM, Seykora JT, Nagy A, Littman DR, Andl T, Millar SE. Inducible deletion of epidermal Dicer and Drosha reveals multiple functions for miRNAs in postnatal skin. *Development*. 2012 139(8):1405-1416. **IMM**
173. Tetteh-Quarcoo PB, Schmidt CQ, Tham WH, Hauhart R, Mertens HD, Rowe A, Atkinson JP, Cowman AF, Rowe JA, Barlow PN. Lack of evidence from studies of soluble protein fragments that knops blood group polymorphisms in complement receptor-type 1 are driven by malaria. *PLoS One*. 2012 7(4):e34820. **INF**
174. Tham WH, Schmidt CQ, Hauhart RE, Guariento M, Tetteh-Quarcoo PB, Lopaticki S, Atkinson JP, Barlow PN, Cowman AF. *Plasmodium falciparum* uses a key functional site in complement receptor type-1 for invasion of human erythrocytes. *Blood*. 2011 118(7):1923-1933. **INF**
175. Thompson ER, Boyle SE, Johnson J, Ryland GL, Sawyer S, Choong DY, kConFab, Chenevix-Trench G, Trainer AH, Lindeman GJ, Mitchell G, James PA, Campbell IG. Analysis of RAD51C germline mutations in high-risk breast and ovarian cancer families and ovarian cancer patients. *Human Mutation*. 2012 33(1):95-99. **SCC**
176. Trainer AH, James PA, Mann GB, Lindeman GJ. Breast conservation versus mastectomy in triple-negative breast cancer: two steps forward, one step back? *Journal of Clinical Oncology*. 2011 29(35):4722-4723; author reply 4723-4724. **SCC**

177. Vehik K, Beam CA, Mahon JL, Schatz DA, Haller MJ, Sosenko JM, Skyler JS, Krischer JP, TrialNet Natural History Study Group, includes Harrison LC. Development of autoantibodies in the TrialNet Natural History Study. *Diabetes Care*. 2011 34(9):1897-1901. **IMM**
178. Verhagen AM, de Graaf CA, Baldwin TM, Goradia A, Collinge JE, Kile BT, Metcalf D, Starr R, Hilton DJ. Reduced lymphocyte longevity and homeostatic proliferation in lamin B receptor-deficient mice results in profound and progressive lymphopenia. *Journal of Immunology*. 2012 188(1):122-134. **MMD CHD**
179. Vince JE, Wong WW, Gentle I, Lawlor KE, Allam R, O'Reilly L, Mason K, Gross O, Ma S, Guarda G, Anderton H, Castillo R, Hacker G, Silke J, Tschopp J. Inhibitor of apoptosis proteins limit RIP3 kinase-dependent interleukin-1 activation. *Immunity*. 2012 36(2):215-227. **CSCD MGC CHD CBD**
180. Visvader JE, Lindeman GJ. The unmasking of novel unipotent stem cells in the mammary gland. *EMBO Journal*. 2011 30(24):4858-4859. **SCC**
181. Vogel S, Raulf N, Bregenhorn S, Biniossek ML, Maurer U, Czabotar P, Borner C. Cytosolic Bax: does it require binding proteins to keep its pro-apoptotic activity in check? *Journal of Biological Chemistry*. 2012 287(12):9112-9127. **SBD**
182. Volz JC, Bartfai R, Petter M, Langer C, Josling GA, Tsuboi T, Schwach F, Baum J, Rayner JC, Stunnenberg HG, Duffy MF, Cowman AF. PfSET10, a *Plasmodium falciparum* methyltransferase, maintains the active *var* gene in a poised state during parasite division. *Cell Host and Microbe*. 2012 11(1):7-18. **INF**
183. Voss AK, Dixon MP, McLennan T, Kueh AJ, Thomas T. Chromatin immunoprecipitation of mouse embryos. *Methods in Molecular Biology*. 2012 809:335-352. **MMD SCC**
184. Wang C, McPherson AJ, Jones RB, Kawamura KS, Lin GH, Lang PA, Ambagala T, Pellegrini M, Calzascia T, Aidarus N, Elford AR, Yue FY, Kremmer E, Kovacs CM, Benko E, Tremblay C, Routy JP, Bernard NF, Ostrowski MA, Ohashi PS, Watts TH. Loss of the signaling adaptor TRAF1 causes CD8+ T cell dysregulation during human and murine chronic infection. *Journal of Experimental Medicine*. 2012 209(1):77-91. **INF**
185. Wentworth JM, Furlanos S, Colman PG. Body mass index correlates with ischemic heart disease and albuminuria in long-standing type 2 diabetes. *Diabetes Research and Clinical Practice*. 2012 Mar 21. (epub ahead of print) **IMM**
186. Wherrett DK, Bundy B, Becker DJ, DiMeglio LA, Gitelman SE, Goland R, Gottlieb PA, Greenbaum CJ, Herold KC, Marks JB, Monzavi R, Moran A, Orban T, Palmer JP, Raskin P, Rodriguez H, Schatz D, Wilson DM, Krischer JP, Skyler JS, Type 1 Diabetes TrialNet GAD Study Group, includes Harrison LC. Antigen-based therapy with glutamic acid decarboxylase (GAD) vaccine in patients with recent-onset type 1 diabetes: a randomised double-blind trial. *Lancet*. 2011 378(9788):319-327. **IMM**
187. White MJ, Schoenwaelder SM, Josefsson EC, Jarman KE, Henley KJ, James C, Debrincat MA, Jackson SP, Huang DC, Kile BT. Caspase-9 mediates the apoptotic death of megakaryocytes and platelets, but is dispensable for their generation and function. *Blood*. 2012 119(18):4283-4290. **CHD CBD**
188. Whittaker J, Whittaker LJ, Roberts CT, Jr., Phillips NB, Ismail-Beigi F, Lawrence MC, Weiss MA. alpha-Helical element at the hormone-binding surface of the insulin receptor functions as a signaling element to activate its tyrosine kinase. *Proceedings of the National Academy of Sciences of the United States of America*. 2012 109(28):11166-11171. **SBD**
189. Wilkins EJ, Rubio JP, Kotschet KE, Cowie TF, Boon WC, O'Hely M, Burfoot R, Wang W, Sue CM, Speed TP, Stankovitch J, Horne MK. A DNA resequencing array for genes involved in Parkinson's disease. *Parkinsonism & Related Disorders*. 2012 18(4):386-390. **BIO**
190. Wilson DW, Fowkes FJ, Gilson PR, Elliott SR, Tavul L, Michon P, Dabod E, Siba PM, Mueller I, Crabb BS, Beeson JG. Quantifying the importance of MSP1-19 as a target of growth-inhibitory and protective antibodies against *Plasmodium falciparum* in humans. *PLoS One*. 2011 6(11):e27705. **INF**
191. Wilson NS, Yang B, Morelli AB, Koernig S, Yang A, Loeser S, Airey D, Provan L, Hass P, Braley H, Couto S, Drane D, Boyle J, Belz GT, Ashkenazi A, Maraskovsky E. ISCOMATRIX vaccines mediate CD8(+) T-cell cross-priming by a MyD88-dependent signaling pathway. *Immunology and Cell Biology*. 2012 90(5):540-552. **MIMM**
192. Wolyniec K, Shortt J, de Stanchina E, Levav-Cohen Y, Alsheich-Bartok O, Louria-Hayon I, Corneille V, Kumar B, Woods SJ, Opat S, Johnstone RW, Scott CL, Segal D, Pandolfi PP, Fox S, Strasser A, Jiang YH, Lowe SW, Haupt S, Haupt Y. E6AP ubiquitin ligase regulates PML-induced senescence in Myc-driven lymphomagenesis. *Blood*. 2012 Jun 11. (epub ahead of print) **SCC CBD CHD MGC**
193. Wong C, Anderson DJ, Lee EF, Fairlie WD, Ludlam MJ. Direct visualization of Bcl-2 family protein interactions using live cell fluorescent protein redistribution assays. *Cell Death and Differentiation*. 2012 3:e288. **SBD**
194. Wong ES, Papenfuss AT, Belov K. Immunome database for marsupials and monotremes. *BMC Immunology*. 2011 12:48. **BIO**
195. Wong ES, Papenfuss AT, Heger A, Hsu AL, Ponting CP, Miller RD, Fenelon JC, Renfree MB, Gibbs RA, Belov K. Transcriptomic analysis supports similar functional roles for the two thymuses of the tammar wallaby. *BMC Genomics*. 2011 12:420. **BIO**
196. Wong ES, Papenfuss AT, Whittington CM, Warren WC, Belov K. A limited role for gene duplications in the evolution of platypus venom. *Molecular Biology and Evolution*. 2012 29(1):167-177. **BIO**
197. Woodward EA, Kolesnik TB, Nicholson SE, Prele CM, Hart PH. The anti-inflammatory actions of IL-4 in human monocytes are not mediated by IL-10, RP105 or the kinase activity of RIPK2. *Cytokine*. 2012 58(3):415-423. **INFL**
198. Wu D, Smyth GK. Camera: a competitive gene set test accounting for inter-gene correlation. *Nucleic Acids Research*. 2012 May 25. (epub ahead of print) **BIO**



199. Wu H, Kumar A, Miao H, Holden-Wiltse J, Mosmann TR, Livingstone AM, Belz GT, Perelson AS, Zand MS, Topham DJ. Modeling of influenza-specific CD8+ T cells during the primary response indicates that the spleen is a major source of effectors. *Journal of Immunology*. 2011 187(9):4474-4482. **MIMM**
200. Xue M, Dervish S, Harrison LC, Fulcher G, Jackson CJ. Activated protein C inhibits pancreatic islet inflammation, stimulates T regulatory cells, and prevents diabetes in non-obese diabetic (NOD) mice. *Journal of Biological Chemistry*. 2012 287(20):16356-16364. **IMM**
201. Yip YP, Thomas T, Voss AK, Yip JW. Migration of sympathetic preganglionic neurons in the spinal cord of a C3G deficient mouse suggests that C3G acts in the reelin signaling pathway. *Journal of Comparative Neurology*. 2012 Feb 20. (epub ahead of print) **MMD**
202. Yu H, Lindsay J, Feng ZP, Frankenberg S, Hu Y, Carone D, Shaw G, Pask AJ, O'Neill R, Papenfuss AT, Renfree MB. Evolution of coding and non-coding genes in HOX clusters of a marsupial. *BMC Genomics*. 2012 13(1):251. **BIO**
203. Zhang JG, Czabotar PE, Policheni AN, Caminschi I, Wan SS, Kitsoulis S, Tullett KM, Robin AY, Brammananth R, van Delft MF, Lu J, O'Reilly LA, Josefsson EC, Kile BT, Chin WJ, Mintern JD, Olshina MA, Wong W, Baum J, Wright MD, Huang DC, Mohandas N, Coppel RL, Colman PM, Nicola NA, Shortman K, Lahoud MH. The dendritic cell receptor Clec9A binds damaged cells via exposed actin filaments. *Immunity*. 2012 36(4):646-657. **CHD SBD MGC CBD INF IMM**

## Reviews and Book Chapters

204. Adams JM. Therapeutic potential of a peptide targeting BCL-2 cell guardians in cancer. *Journal of Clinical Investigation*. 2012 122(6):1965-1967. **MGC**
205. Akhtar A, Fuchs E, Mitchison T, Shaw RJ, St Johnston D, Strasser A, Taylor S, Walczak C, Zerial M. A decade of molecular cell biology: achievements and challenges. *Nature Reviews Molecular and Cell Biology*. 2011 12(10):669-674. **MGC**
206. Allan RS. From little things big things grow: a new role for onzin in contact hypersensitivity responses. *Immunology and Cell Biology*. 2012 Jan 24. (epub ahead of print) **MIMM**
207. Angrisano F, Tan YH, Sturm A, Baum J. Malaria parasite colonisation of the mosquito midgut - Placing the *Plasmodium* ookinete centre stage. *International Journal for Parasitology*. 2012 42(6):519-527. **INF**
208. Babon JJ, Nicola NA. The biology and mechanism of action of suppressor of cytokine signaling 3. *Growth Factors*. 2012 May 11. (epub ahead of print) **SBD CHD**
209. Bae S, Friedlander M, Scott CL. CART-WHEEL.org can facilitate research into rare gynecological tumors. *International Journal of Gynecological Cancer*. 2011 21(9):1517-1519. **SCC**
210. Baell JB. Redox-active nuisance screening compounds and their classification. *Drug Discovery Today*. 2011 16(17-18):840-841. **CBD**
211. Barry AE, Beeson JG, Reeder JC, Fowkes FJ, Arnott A. Using population genetics to guide malaria vaccine design. In: Okwa O. ed. *Malaria parasites*. Rijeka, Croatia: InTech; 2012. 231-264. **INF**
212. Baum J, Cowman AF. Revealing a parasite's invasive trick. *Science*. 2011 333(6041):410-411. **INF**
213. Belz GT. Immunology and Cell Biology publication of the year awards 2010. *Immunology and Cell Biology*. 2011 89(7):747-748. **MIMM**
214. Belz GT. Out-of-the-box thinking. *Immunology and Cell Biology*. 2011 89(5):575. **MIMM**
215. Belz GT, Nutt SL. Transcriptional programming of the dendritic cell network. *Nature Reviews Immunology*. 2012 12(2):101-113. **MIMM**
216. Blewitt ME, Whitelaw E. The use of mouse models to study epigenetics. In: Caparros M, Jenuwin T, Reinberg D, Allis C. eds. *Epigenetics*. Cold Spring Harbor, N.Y.: Cold Spring Harbor Laboratory Press. (in press) **MMD**
217. Call MJ. Peptide loading of MHC. In: Kastin A. ed. *Handbook of biologically active peptides*. 2nd ed. Elsevier. (in press) **SBD**
218. Caminschi I, Shortman K. Boosting antibody responses by targeting antigens to dendritic cells. *Trends in Immunology*. 2012 33(2):71-77. **IMM**
219. Chionh F, Mitchell G, Lindeman GJ, Friedlander M, Scott CL. The role of poly adenosine diphosphate ribose polymerase inhibitors in breast and ovarian cancer: current status and future directions. *Asia-Pacific Journal of Clinical Oncology*. 2011 7(3):197-211. **SCC**
220. Chopin M, Allan RS, Belz GT. Transcriptional regulation of dendritic cell diversity. *Frontiers in Immunology*. 2012 3:26. **MIMM**
221. Cretney E, Nutt SL. Regulatory T cells: policing the immune system. *Australasian Science*. 2011 Oct:19-21. **MIMM**
222. Croker BA, Roberts AW, Nicola NA. Towards a four-dimensional view of neutrophils. In: Ashman RB. ed. *Leucocytes methods and protocols*. Totowa, N.J.: Humana; 2012. 87-99. **INFL CHD**
223. Delbridge AR, Valente EJ, Strasser A. The role of the apoptotic machinery in tumor suppression. In: Baehrecke E, Green D, Kornbluth S, Salvesen G. eds. *Cell death and survival*. CSHL Press. (in press) **MGC**
224. Dresch C, Leverrier Y, Marvel J, Shortman K. Development of antigen cross-presentation capacity in dendritic cells. *Trends in Immunology*. 2012 Jun 5. (epub ahead of print) **IMM**
225. Duffy KR, Hodgkin PD. Intracellular competition for fates in the immune system. *Trends in Cell Biology*. 2012 Jun 20. (epub ahead of print) **IMM**

226. Evans KJ, Kedzierski L. Development of vaccines against visceral Leishmaniasis. *Journal of Tropical Medicine*. 2012 (2012):892817. **INF**
227. Evin G, Lessene G, Wilkins S. BACE inhibitors as potential drugs for the treatment of Alzheimer's disease: focus on bioactivity. *Recent Patents on CNS Drug Discovery*. 2011 6(2):91-106. **CBD**
228. Feltham R, Khan N, Silke J. IAPS and ubiquitylation. *IUBMB Life*. 2012 64(5):411-418. **CSCD**
229. Good-Jacobson KL, Tarlinton DM. Multiple routes to B-cell memory. *International Immunology*. 2012 24(7):403-408. **IMM**
230. Guinovart C, Dobano C, Bassat Q, Nhabomba A, Quinto L, Manaca MN, Aguilar R, Rodriguez MH, Barbosa A, Aponte JJ, Mayor AG, Renom M, Moraleda C, Roberts DJ, Schwarzer E, Le Souef PN, Schofield L, Chitnis CE, Doolan DL, Alonso PL. The role of age and exposure to *Plasmodium falciparum* in the rate of acquisition of naturally acquired immunity: a randomized controlled trial. *PLoS One*. 2012 7(3):e32362. **INF**
231. Haplo L, Strasser A, Cory S. BH3-only proteins in apoptosis at a glance. *Journal of Cell Science*. 2012 125(Pt 5):1081-1087. **MGC SCC**
232. Harrison LC. Insulin-specific vaccination for type 1 diabetes: a step closer? *Human Vaccines & Immunotherapeutics*. 2012 8(6):834-837. **IMM**
233. Josefsson EC, Dowling MR, Lebois M, Kile BT. The regulation of platelet life span. In: Michelson A. ed. *Platelets*. 3rd ed. Academic Press. (in press) **CHD IMM**
234. Kazura JW, Siba PM, Betuela I, Mueller I. Research challenges and gaps in malaria knowledge in Papua New Guinea. *Acta Tropica*. 2012 121(3):274-280. **INF**
235. Kedzierski L. Leishmaniasis. *Human Vaccines*. 2011 7(11):1204-1214. **INFL**
236. Khaw SL, Huang DC, Roberts AW. Overcoming blocks in apoptosis with BH3-mimetic therapy in haematological malignancies. *Pathology*. 2011 43(6):525-535. **CBD CHD**
237. Kiu H, Nicholson SE. Biology and significance of the JAK/STAT signalling pathways. *Growth Factors*. 2012 30(2):88-106. **INFL CHD**
238. Kolesnik TB, Nicholson SE. Analysis of suppressor of cytokine signaling (SOCS) gene expression by real-time quantitative PCR. In: Nicholson SE, Nicola NA. eds. *JAK-STAT signalling: methods and protocols*. Totawa, N.J.: Humana Press. (in press) **INFL**
239. Lagorce D, Maupetit J, Baell J, Sperandio O, Tuffery P, Miteva MA, Galons H, Villoutreix BO. The FAF-Drugs2 server: a multistep engine to prepare electronic chemical compound collections. *Bioinformatics*. 2011 27(14):2018-2020. **CBD**
240. Lee EF, Fairlie WD. Structural biology of the intrinsic cell death pathway: what do we know and what is missing. *Computational and Structural Biotechnology Journal*. 2102 1(1):e201204007. **SBD**
241. Li JW, Robison K, Martin M, Sjodin A, Usadel B, Young M, Olivares EC, Bolser DM. The SEQanswers wiki: a wiki database of tools for high-throughput sequencing analysis. *Nucleic Acids Research*. 2012 40(Database issue):D1313-1317. **BIO**
242. Linossi EM, Nicholson SE. The SOCS box-adapting proteins for ubiquitination and proteasomal degradation. *IUBMB Life*. 2012 64(4):316-323. **INF**
243. Mathias RA, Chen YS, Kapp EA, Greening DW, Mathivanan S, Simpson RJ. Triton X-114 phase separation in the isolation and purification of mouse liver microsomal membrane proteins. *Methods*. 2011 54(4):396-406. **BIO**
244. McCarthy N, Mitchell G, Bilous M, Wilcken N, Lindeman GJ. Triple-negative breast cancer: making the most of a misnomer. *Asia-Pacific Journal of Clinical Oncology*. 2012 8(2):145-155. **SCC**
245. Medzhitov R, Shevach EM, Trinchieri G, Mellor AL, Munn DH, Gordon S, Libby P, Hansson GK, Shortman K, Dong C, Gabrilovich D, Gabrysova L, Howes A, O'Garra A. Highlights of 10 years of immunology in Nature Reviews Immunology. *Nature Reviews Immunology*. 2011 11(10):693-702. **IMM**
246. Menu P, Vince JE. The NLRP3 inflammasome in health and disease: the good, the bad and the ugly. *Clinical and Experimental Immunology*. 2011 166(1):1-15. **CSCD**
247. Metcalf D. A promising new treatment for refractory aplastic anemia. *New England Journal of Medicine*. 2012 367(1):74-75. **CHD**
248. Mueller I, Slutsker L, Tanner M. Estimating the burden of malaria: the need for improved surveillance. *PLoS Medicine*. 2011 8(12):e1001144. **INF**
249. Murphy J, Goldberg G. Flow cytometric analysis of STAT phosphorylation. In: Nicholson SE, Nicola NA. eds. *JAK-STAT signalling: methods and protocols*. Totawa, N.J.: Humana Press. (in press) **INFL**
250. Ngian GS, Sahhar J, Wicks IP, Van Doornum S. Cardiovascular disease in systemic sclerosis-an emerging association? *Arthritis Research & Therapy*. 2012 13(4):237. **INFL**
251. Nicholson SE, Nicola NA. eds *JAK-STAT signalling: methods and protocols*. Totawa, N.J.: Humana Press. (in press) **INFL CHD**
252. Nutt SL, Mebius RE. Editorial overview. *Current Opinion in Immunology*. 2012 24(3):253-254. **MIMM**
253. Nutt SL, Taubenheim N, Hasbold J, Corcoran LM, Hodgkin PD. The genetic network controlling plasma cell differentiation. *Seminars in Immunology*. 2011 23(5):341-349. **MIMM IMM**
254. Olshina MA, Wong W, Baum J. Holding back the microfilament-structural insights into actin and the actin-monomer-binding proteins of apicomplexan parasites. *IUBMB Life*. 2012 64(5):370-377. **INF**
255. Peng L, Kapp EA, McLauchlan D, Jordan TW. Characterization of the Asia Oceania Human Proteome Organisation Membrane Proteomics Initiative Standard using SDS-PAGE shotgun proteomics. *Proteomics*. 2011 11(22):4376-4384. **BIO**

256. Peperzak V, Vikstrom IB, Tarlinton DM. Through a glass less darkly: apoptosis and the germinal center response to antigen. *Immunological Reviews*. 2012 247(1):93-106. **IMM**
257. Ritchie ME, Dunning MJ, Smith ML, Shi W, Lynch AG. BeadArray expression analysis using bioconductor. *PLoS Computational Biology*. 2011 7(12):e1002276. **BIO**
258. Sathe P, Wu L. The network of cytokines, receptors and transcription factors governing the development of dendritic cell subsets. *Protein & Cell*. 2011 2(8):620-630. **MIMM**
259. Saubern S, Guha R, Baell JB. KNIME Workflow to Assess PAINS filters in SMARTS format. Comparison of RDKit and Indigo cheminformatics libraries. *Molecular Informatics*. 2011 30(10):847-850. **CBD**
260. Shortman K. Ralph Steinman and dendritic cells. *Immunology and Cell Biology*. 2012 90(1):1-2. **IMM**
261. Shortman K. The remembrance of 56 years of research. *Immunology and Cell Biology*. 2012 90(6):565-567. **IMM**
262. Silke J. The regulation of TNF signalling: what a tangled web we weave. *Current Opinion in Immunology*. 2011 23(5):620-626. **CSCD**
263. Silke J, Vince JE. IAPs, TNF, inflammation and Jurg Tschopp; a personal perspective. *Cell Death and Differentiation*. 2012 19(1):1-4. **CSCD**
264. Smyth GK. Transcriptions technical guide. *Genome Technical Magazine*. 2012 Apr 1: <http://www.genomeweb.com/node/1050091>. **BIO**
265. Sollid LM, Qiao SW, Anderson RP, Gianfrani C, Koning F. Nomenclature and listing of celiac disease relevant gluten T-cell epitopes restricted by HLA-DQ molecules. *Immunogenetics*. 2012 64(6):455-460. **IMM**
266. Solomon V, Kile BT, Josefsson EC. A matter of life & death. *Australasian Science*. 2012 June:23-25. **CHD**
267. Speed TP, Pitman J, Rice J. A brief history of the Statistics Department of the University of California at Berkely. In: Agresti A, Meng X-L. ed. *Strength in numbers: the rising of academic statistics departments in the U. S.* New York: Springer; 2012. **BIO**
268. Strasser A, Cory S, Adams JM. Deciphering the rules of programmed cell death to improve therapy of cancer and other diseases. *EMBO Journal*. 2011 30(18):3667-3683. **MGC**
269. Taboureau O, Baell JB, Fernandez-Recio J, Villoutreix BO. Established and emerging trends in computational drug discovery in the structural genomics era. *Chemistry & Biology*. 2012 19(1):29-41. **SBD**
270. Tarlinton D. B-cell differentiation: instructive one day, stochastic the next. *Current Biology*. 2012 22(7):R235-237. **IMM**
271. Tarlinton DM. Bcl6: where too much complexity is barely enough. *European Journal of Immunology*. 2011 41(8):2148-2151. **IMM**
272. Tham WH, Healer J, Cowman AF. Erythrocyte and reticulocyte binding-like proteins of *Plasmodium falciparum*. *Trends in Parasitology*. 2012 28(1):23-30. **INF**
273. Vaux DL. A biased comment on double-blind review. *British Journal of Dermatology*. 2011 165(3):454. **CSCD**
274. Vaux DL. Response to "The tissue organization field theory of cancer: a testable replacement for the somatic mutation theory". doi:10.1002/bies.201100025. *Bioessays*. 2011 33(9):660-661. **CSCD**
275. Vaux DL, Fidler F, Cumming G. Replicates and repeats--what is the difference and is it significant? A brief discussion of statistics and experimental design. *EMBO Reports*. 2012 13(4):291-296. **CSCD**
276. Visvader JE, Lindeman GJ. Cancer stem cells: current status and evolving complexities. *Cell Stem Cell*. 2012 10(6):717-728. **SCC**
277. Ward CW, Lawrence MC. Similar but different: ligand-induced activation of the insulin and epidermal growth factor receptor families. *Current Opinion in Structural Biology*. 2012 22(3):360-366. **SBD**
278. Ward CW, Lawrence MC. Landmarks in insulin research. *Frontiers in Endocrinology*. 2011 2:76.doi:10.3389/fendo.2011.00076. **SBD**
279. Xin A, Nutt SL, Belz GT, Kallies A. Blimp1: driving terminal differentiation to a T. *Advances in Experimental Medicine and Biology*. 2011 780:85-100. **MIMM**
280. Xu Y, Huntington ND, Harder KW, Nandurkar H, Hibbs ML, Tarlinton DM. Phosphatidylinositol-3 kinase activity in B cells is negatively regulated by Lyn tyrosine kinase. *Immunology and Cell Biology*. 2012 Jul 10. (epub ahead of print) **IMM MIMM**
281. Zhan Y, Xu Y, Lew AM. The regulation of the development and function of dendritic cell subsets by GM-CSF: more than a hematopoietic growth factor. *Molecular Immunology*. 2012 52(1):30-37. **IMM**
282. Zhang JG, Nicholson SE. Detection of endogenous SOCS1 and SOCS3 proteins by immunoprecipitation and Western blot analysis. In: Nicholson SE, Nicola NA. eds. *JAK-STAT signalling: methods and protocols*. Totawa, N.J.: Humana Press. (in press) **CHD INFL**
283. Zhang N, Xu Y, O'Hely M, Speed TP, Scharfe C, Wang W. SRMA: an R package for resequencing array data analysis. *Bioinformatics*. 2012 28(14):1928-1930. **BIO**
284. Zotos D, Tarlinton DM. Determining germinal centre B cell fate. *Trends in Immunology*. 2012 33(6):281-288. **IMM**



## Awards

**The Victoria Prize, the Milstein Award and an Australian Academy of Science fellowship are just some of the national and international awards and fellowships received this year by institute staff and students.**

Honours and awards received by staff at the institute in the past 12 months include:

In 2012, **Professor Jane Visvader** was elected a fellow of the Australian Academy of Science. Professor Visvader's fellowship recognised her research achievements, which over the past decade have included: discovering rare 'breast stem cells', which give rise to all cell types in the breast, and identifying the breast stem cell daughters from which some types of breast cancer arise.

**Professor Andreas Strasser** was awarded the 2011 Victoria Prize for his research into the control of cell death. The \$50,000 Victoria Prize is awarded annually by the Victorian Government to a scientist whose discovery has significantly advanced knowledge. Professor Strasser's research has shown that defects in cell death can lead to the development of cancer or autoimmune disease, and render cancer cells resistant to chemotherapy.

The European Molecular Biology Organization (EMBO) elected **Professor David Vaux** as a organisation member in 2012, in recognition of his contribution to cell death research. In the 1980s, Professor Vaux made the landmark discovery that the *Bcl2* gene prevented cells from dying. His findings launched the field of programmed cell death (apoptosis) research, and led to development of novel anti-cancer agents such as BH3-mimetics, which promote death of cancer cells.

In 2011, institute director **Professor Doug Hilton** became the first Australian to receive the Milstein Award, established in 1988 by US philanthropists Seymour and Vivian Milstein to recognise scientists who have made exceptional contributions to cytokine and interferon research. Professor Hilton also received the Research Australia Leadership and

Innovation Award in 2011 for his achievements, including leadership in promoting the value of health and medical research to the Australian community following the 'Discoveries Need Dollars: Protect Medical Research' campaign he initiated.

**Dr Seth Masters** was awarded a \$150,000 Victorian Endowment for Science, Knowledge and Innovation (VESKI) Fellowship by the Victorian Government to identify the role of tiny molecules, called micro-RNAs, in the development of cancer and chronic inflammatory disease. He is investigating whether these molecules could be a therapeutic target for treating disease.

Discovering the cellular 'link' between female hormones and breast cancer development earned **Dr Marie-Liesse Asselin-Labat** the inaugural \$25,000 Lawrence Creative Prize from the Centenary Institute in 2011.

### Tackling ovarian cancer at the source

**Ovarian cancer researcher Associate Professor Clare Scott (pictured) has been awarded the Cancer Council Victoria's Edward 'Weary' Dunlop Fellowship, which will allow her to develop better experimental models of epithelial ovarian cancer with the aim of improving patient outcomes.**

Epithelial ovarian cancer is the most lethal type of ovarian cancer. Despite efforts to develop better screening tools, 80 per cent of these cancers are diagnosed after they have spread beyond the ovary and 70 per cent are generally incurable.

The funding provided by the Dunlop Fellowship – \$1.5 million over five years – will enable Associate Professor Scott to develop new experimental models of ovarian cancer to explore the genetic factors driving the subtypes of this lethal disease.

Her work will build on research from the Australian Ovarian Cancer Study, which has identified several different molecular subtypes of high-grade epithelial ovarian cancer.

"At the moment, appropriate preclinical models to identify and test

targeted therapies for subtypes of high-grade epithelial ovarian cancer are simply not available," Associate Professor Scott said. "These new models are essential in order to change clinical outcomes for women with ovarian cancer, from what is currently a very frightening outlook to one of targeted treatment options. Using preclinical models to test new therapies has produced some great successes

in understanding related cancers, such as breast cancer. We are hopeful it will also be successful for ovarian cancer patients," she said.

Associate Professor Scott said the Cancer Council Victoria funding was crucial to the project. "This type of work would simply not be possible without the significant, long-term funding available through the Dunlop Fellowship," she said.





# Translation

Dr Jason Tye-Din (right) is a clinician-scientist at the institute and a gastroenterologist at The Royal Melbourne Hospital. He is researching the factors that lead to development of coeliac disease in the hope of developing new treatments for this immune disorder.



# Translating our research

## The institute's Clinical Translation Centre facilitates translational research being undertaken across the institute.

The institute currently has 14 clinician-scientists and nine medically-qualified PhD students undertaking medical research into blood, breast and ovarian cancers, type 1 diabetes, coeliac disease, rheumatoid arthritis, rheumatic fever, HIV, hepatitis and malaria.

Recent developments in translational research across the institute include:

- ▶ identification of new classes of anti-inflammatory drugs for treating malaria;
- ▶ dendritic cell research to boost the effectiveness of vaccines; and
- ▶ ongoing testing of a potential vaccine for coeliac disease.

The institute's clinician-scientists are committed to linking discoveries from within their laboratory to the clinic, supported through their collaborations with Melbourne Health, Peter MacCallum Cancer Centre, St Vincent's Hospital Melbourne, The Royal Women's Hospital, Menzies School of Health Research and the Royal Children's Hospital, as well as other health facilities throughout Australia and internationally. The institute's research discoveries are associated with more than 100 current national and international clinical trials.

The Clinical Translation Centre has been fully operational since late 2011, offering clinical and laboratory services as well as human ethics advice. The coeliac disease research group, led by Dr Jason Tye-Din, is one of the first to be located within the Clinical Translation Centre. Research nurse Ms Cathy Pizzey monitors research participants and healthy volunteers in the effort to discover better treatments for coeliac disease. This is the first time in decades that the institute has had direct clinical interaction with participants of research projects and is a big step towards aligning clinical and laboratory research goals.

In collaboration with Melbourne Health, the Clinical Translation Centre recently established a Volunteer Blood Donor Registry to facilitate the availability of volunteer blood samples for ethically approved translational research projects throughout the wider Parkville precinct. The registry is a not-for-profit service for obtaining blood samples from healthy individuals as 'controls' for comparison with people who have developed disease and identify what has changed, whilst maintaining the respect and privacy of volunteer donors.

In May 2012 the Clinical Translation Centre held its biennial PhD research opportunities forum for clinicians interested in undertaking laboratory research. This event showcased the institute's translational research and career opportunities and attracted a number of Victorian and interstate clinicians.

**The institute's Clinical Translation Centre team (from left) Ms Jenni Harris, Mrs Cathy Quilici, Professor Andrew Roberts (head), Ms Naomi Sprigg and Dr Lina Laskos.**





## New anti-cancer agent shows promise for chronic leukaemias

**Chronic lymphocytic leukaemia (CLL) is the most common form of leukaemia in Australia, with approximately 1000 new cases diagnosed each year, mostly in people over 60.**

While many people with CLL either require no treatment or respond well to standard treatments, around 300 Australians die of the disease every year.

A clinical trial led by Professor Andrew Roberts from the institute's Clinical Translation Centre has found that a potential new anti-cancer agent called navitoclax may improve the symptoms and extend the survival of patients with CLL who have failed current standard therapies.

Navitoclax (ABT-263) is a so-called BH3-mimetic compound that blocks the function of the proteins Bcl-2 and Bcl-x<sub>L</sub>, which are found at high levels in CLL cells. The 'pro-survival' role of Bcl-2 in allowing leukaemia cells to become long-lived was discovered at the Walter and Eliza Hall Institute.

It is now known that high levels of Bcl-2 are an important contributor to the development of several types of cancer, and resistance to anti-cancer treatments. The phase I trial was sponsored by two companies – Abbott and Genentech, a member of the Roche Group. Navitoclax was discovered by Abbott as a potential anti-cancer agent and works by rapidly neutralising the 'pro-survival' effects of Bcl-2 in CLL and other cancers, killing the cancer cells.

The 29 patients in the trial who received navitoclax had CLL that had not responded to multiple standard treatments, or their cancer had returned after treatment. Professor Roberts said although the phase I trial was designed to determine the safety and best dose of the agent, the patients had shown major reductions in leukaemic cells in their blood and substantial improvements in their symptoms.

"The trial has shown that navitoclax can be safely delivered," Professor Roberts said. "Further, in a group of patients who, without treatment, would be expected to have only six to 12 months to live, many of the trial participants have survived for more than two years. This suggests that navitoclax may be an advance in treatment of poor prognosis CLL."

Professor Roberts said it was pleasing to see the trial participants respond well to navitoclax, but there were still many years of testing ahead to determine whether it could improve the outlook for CLL patients.

"This trial was only the first step in determining whether navitoclax is a safe treatment for CLL," he said. "The results of a larger phase II clinical trial will determine more precisely whether this agent will be of real benefit for CLL patients more broadly."

The trial was a collaboration between Australian and US researchers including Professor Roberts, who is also a clinical haematologist at The Royal Melbourne Hospital, Professor David Huang from the institute's ACRF Chemical Biology division and Professor John Seymour from the Peter MacCallum Cancer Centre. The trial was conducted at The Royal Melbourne Hospital, the Peter MacCallum Cancer Centre - coordinated locally by Cancer Trials Australia - and at three and at three centres in the United States.

### Collaborating organisations:

Abbott Laboratories, ACRF Centre for Therapeutic Target Discovery, Dana-Farber Cancer Institute, MD Anderson Cancer Center, Moores University of

California at San Diego Cancer Center, Peter MacCallum Cancer Centre, The Royal Melbourne Hospital and The University of Melbourne.

**Funding partners:** Supported by Abbott and Genentech, a member of the Roche Group. Additional support for correlative studies was provided by Australian Cancer Research Foundation, Leukaemia Foundation of Australia, Leukemia & Lymphoma Society (US), National Health and Medical Research Council of Australia, Victorian Cancer Agency and the Victorian Government.

**More information:** Roberts AW, Seymour JF, Brown JR, Wierda WG, Kipps TJ, Khaw SL, Carney DA, He SZ, Huang DC, Xiong H, Cui Y, Busman TA, McKeegan EM, Krivoshik AP, Enschede SH, Humerickhouse R. Substantial susceptibility of chronic lymphocytic leukemia to BCL2 inhibition: results of a phase I study of navitoclax in patients with relapsed or refractory disease. *J Clin Oncol.* 2012 Feb 10; 30(5):488-96.

**Professor Andrew Roberts**



## Developing our research

In an increasingly difficult commercialisation environment, the business development office is engaged in a wide range of activities designed to enhance translation of the institute's research activities. These activities were underpinned by more than 320 material transfer agreements, 86 commercial and collaboration agreements, 22 invention disclosures and eight new provisional patent applications.

Major outcomes this year included:

- ▶ commercialisation of two anti-cancer drug discoveries;
- ▶ commencement of two major stem cell initiatives;
- ▶ new collaborations targeting breast cancer and infectious disease;
- ▶ a start-up company raising significant capital in the US to progress a potential coeliac disease vaccine; and
- ▶ contributing to major changes in protecting intellectual property.

### New collaborations target breast cancer and infectious disease

A major consortium involving 14 participants was established with \$5.7 million from the National Breast Cancer Foundation, with the possibility of extension after three years.

The consortium will focus on treating and preventing breast cancer recurrence through development of small molecule therapeutics targeting epithelial-mesenchymal plasticity, a newly-recognised process involved in cancer metastasis. The institute's

role in the consortium specifically relates to compound screening and medicinal chemistry. The Cancer Therapeutics Cooperative Research Centre has a right to commercialise candidate compounds.

The business development office helped establish a strategic program between the institute and the University of Otago to exploit new technologies targeting, for example, HIV and fungal infections. Together with Otago Innovations at the University of Otago, a productive technology transfer relationship has been developed which sets the foundation for two

drug discovery programs; one aimed at developing novel anti-HIV drugs targeting a critical viral strategy called ribosomal frameshift, the other focused on developing anti-fungal compounds.

The combined research teams bring complementary skill sets and pooled intellectual property, exemplifying the multidisciplinary approach required to achieve translation of new technologies.

Dr Julian Clark (left) with  
Ms Carmela Monger.



## Start-up company raises capital to progress coeliac disease vaccine

A major milestone was achieved by ImmusanT, a US-based biotech company created to commercialise Nexvax2®, the world's first potential therapeutic vaccine for coeliac disease. The vaccine is based on research conducted by Dr Bob Anderson at the institute, The Royal Melbourne Hospital and the University of Oxford. In 2012, Dr Anderson took up the position of chief scientific officer of ImmusanT, based in Boston.

In a tough economic environment, ImmusanT succeeded in raising more than \$20 million to fund further clinical development of Nexvax2®. Research activities into the immune response to gluten, which is responsible for coeliac disease, continue at the institute under the guidance of Dr Jason Tye-Din and in collaboration with ImmusanT.

## Two major stem cell initiatives

The business development office facilitated establishment of two major stem cell initiatives, building on the

institute's long history of research into blood cells. Both initiatives aim to translate basic understanding of blood cells into more effective sources for transfusion and therapy.

Based on funding secured from the CSIRO Science Industry and Endowment Fund, CSIRO, CSL and the institute, we embarked on a program to identify novel drug targets in blood stem cells using a systems biology approach. The goal is to develop agents for mobilising blood stem cells and develop methods for *in vitro* platelet production.

The institute also entered into a major consortium agreement to create Stem Cells Australia, a collaboration between nine organisations supported by \$21 million from the Australian Research Council. The initiative will expand on the institute's investment in a systems biology approach to understanding blood stem cells and will complement the collaboration with CSIRO and CSL.

## Protecting intellectual property

The year witnessed strong growth in the institute's intellectual property (IP) portfolio with 35 complete patent applications being filed, and a nearly

four-fold increase in patents granted. The business development office continued to engage and educate scientists in IP and translation through its training programs, focusing on IP capture. The annual institute laboratory notebook audit revealed an increased and high degree of compliance with international IP requirements. This was the third year of successive improvement across all research divisions. Through our education initiatives, the business development office continued to mentor its business development interns in IP translation, providing assistance and guidance in agreement drafting and negotiation (see page 42).

The business development office was also active in providing detailed input and evidence into a number of national intellectual property initiatives including assisting IP Australia in developing and promoting the *Intellectual Property Laws Amendment (Raising the Bar) Bill 2012*, and informing the Australian Council on Intellectual Property in its enquiry into 'Collaborations between public and private sectors: the role of intellectual property'.

## Catalyst Fund accelerates two discoveries into development

**Modest investments from the business development office's Catalyst Fund have accelerated development of two potential targeted anti-cancer therapies.**

The therapies were developed in a collaboration between Professor Tony Burgess, who recently joined the institute's Structural Biology division from the Ludwig Institute for Cancer Research, and Dr Guillaume Lessene from the institute's ACRF Chemical Biology division.

The joint research team discovered a novel family of chemical compounds targeting a protein called Src kinase, high levels of which are associated with several types of cancer and poor prognosis. An investment from the Catalyst Fund resulted in critical *in vivo* efficacy data that helped secure a National Health and Medical Research Council of Australia Development Grant and led to the development of a series of lead compounds, which will be

developed further and commercialised in collaboration with an Australian biotech company.

The same team discovered that a new series of small molecules were strong mitotic inhibitors in a range of tumour cell lines. Anti-mitotic agents inhibit cell division, which is important for stopping cancer progression. An investment from the Catalyst Fund enabled further medicinal chemistry and the discovery of a novel cancer target and mechanism of action that stopped cancer cells dividing. Importantly, the compounds were active against cancer cells resistant to common chemotherapeutic agents such as the taxanes. The project was successfully partnered.

These two major translational events in the journey to develop novel targeted anti-cancer therapies illustrate the importance of collaboration between multidisciplinary teams and the significance of investments in 'killer experiments' that lead to proof-of-

concept and result in further investment from public and commercial sources. Future development of both classes of compounds will focus on major types of solid tissue tumours.

### Professor Tony Burgess





# Patents granted in 2011-12

## **A method of cell isolation**

Inventors: G Lindeman, J Visvader,  
M Shackleton, F Vaillant  
*Australia and Japan*

## **A method of diagnosis and treatment and agents useful for same**

Inventors: G Lindeman, J Visvader, E Sum, L O'Reilly  
*New Zealand, France, United Kingdom and Germany*

## **A method of treatment and prophylaxis**

Inventors: I Wicks, I Campbell, K Lawlor, A Roberts, D Metcalf  
*Israel*

## **Alpha-helical mimetics**

Inventors: J Baell, W Fairbrother, J Flygare, M Kohler, G Lessene, B Sleebs  
*Australia and Japan*

## **Arylsulfonamide compounds**

Inventors: J Baell, W Fairbrother, J Flygare, M Kohler, G Lessene, B Sleebs  
*New Zealand*

## **Compounds and methods of use**

Inventors: J Baell, C Bui, P Colman, P Czabotar, D Dudley, S Elmore, W Fairbrother, J Flygare, G Lessene, C Ndubaku, G Nikolakopoulos, A Petros, B Sleebs, C Rye, B Smith, A Souers, K Watson  
*United States*

## **Compounds and methods of use**

Inventors: J Baell, C Bui, P Colman, P Czabotar, D Dudley, S Elmore, W

Fairbrother, J Flygare, L Hasvold, G Lessene, C Ndubaku, G Nikolakopoulos, A Petros, B Sleebs, B Smith, A Souers, K Watson, Z Tao, L Wang, X Wang  
*United States*

## **Immunogenic compositions**

Inventors: W Heath, G Belz  
*New Zealand and Cuba*

## **Immunogenic compositions and uses thereof**

Inventors: L Schofield  
*United States*

## **Immunogenic compositions and uses thereof**

Inventors: L Schofield  
*United States and China*

## **Live genetically attenuated malaria vaccine**

Inventors: A Cowman, S Kappe, K van Buskirk  
*Australia and United States*

## **Modified cells that co-express Blimp1 and a reporter molecule and methods of using the same**

Inventors: S Nutt, A Kallies, J Hasbold, D Tarlinton, L Corcoran, P Hodgkin  
*Japan, France, United Kingdom and Germany*

## **Novel aryl potassium channel blockers and uses thereof**

Inventors: A Harvey, B Flynn, D Grobelny, J Mould, G Gill, J Chaplin, J Baell, D Paul  
*Australia and New Zealand*

## **Novel benzofuran potassium channel blockers and uses thereof**

Inventors: J Baell, J Chaplin, B Flynn, A Harvey, J Mould, D Paul  
*United States*

## **Novel chromone potassium channel blockers and uses thereof**

Inventors: J Baell, J Chaplin, B Flynn, A Harvey, J Mould, D Paul  
*United States*

## **Novel potassium channel blockers and uses thereof**

Inventors: J Baell, A Harvey, H Wulff  
*United States*

## **Structure of the insulin receptor ectodomain**

Inventors: M Lawrence, C Ward, N McKern, G Lovrecz, T Adams, L Sparrow, V Streltsov, T Garrett, M Lou  
*United States*

## **Therapeutic and diagnostic agents**

Inventors: L Harrison, S Mannering, A Purcell, N Williamson  
*Australia, United States and China*

## **Therapeutic molecules and methods for generating and/or selecting same**

Inventors: P Colman, D Huang, E Lee, W Fairlie  
*Australia and China*

## Business development interns deliver

**As the business development internship program designed and run by the business development office nears its third anniversary, the program continues to be a drawcard for early-career researchers.**

The program provides real-life experience of working in a technology transfer office, with the interns spending up to 20 per cent of their time as part of the business development team and contributing to projects active in the office at that time. Up to 10 interns take part in the program at any one time. As a result of its success, the program has been extended to senior postdoctoral researchers and experienced research technicians.

Twenty interns have graduated from the program since its inception, the majority having strengthened their position as a career research scientist and developing skills in five core areas of technology transfer and business development: opportunity identification and analysis, intellectual property

management, technology marketing communication, agreements and technology transfer administration.

The program offers researchers the opportunity to gain skills in an area outside of, but complementary to, their research, as well as developing an understanding of the process, drivers and players involved in translation of research bench innovations to bedside applications.

During the year the interns made significant contributions towards market analysis, grant and proposal preparation, marketing communication materials, consulting and a review of the institute's high-throughput chemical screening facility.

Dr Grant Dewson, a laboratory head from the institute's Cell Signalling and Cell Death division, recently completed the business development internship.

"Since establishing my own laboratory, I have found the experience gained with the business development office extremely useful for the

identification, critical assessment and management of collaborative research opportunities, strategic planning, and for understanding the process and importance of securing intellectual property," Dr Dewson said. "The program also served to reinforce my understanding of the key role for business development in establishing a clinically relevant research program."

**Dr Grant Dewson (left) with Dr Julian Clark.**





## Education

Institute director Professor Doug Hilton (left) with Undergraduate Research Opportunities Program (UROP) student Mr Doug Tjandra from the institute's Structural Biology division.

# Education

## The Education Committee is pleased to report on a productive and rewarding year.

The institute currently has 87 PhD students and 15 honours students. In the past 12 months the institute has hosted 21 Undergraduate Research Opportunities Program (UROP) students and 13 visiting students.

Eighteen PhD students completed their postgraduate degrees during the financial year, and we congratulate them on this wonderful effort. Five PhD students were also awarded PhD scholarships in the past 12 months, including National Health and Medical Research Council of Australia (NHMRC) Medical and Dental Postgraduate Research Scholarships and NHMRC Dora Lush Biomedical Postgraduate Research Scholarships. The institute's Harold Mitchell Foundation Travel Awards were awarded to PhD student Mr David Riglar and postdoctoral scientist Dr Mike Inouye, enabling them to attend international conferences and tour prospective laboratories in the US, Canada and Germany.

We were once again privileged to host an exceptional cohort of honours students in 2011. All 14 students achieved first-class honours.

One of the Education Committee's specific aims is engagement with our partner institutions and, with respect to education in particular, with Melbourne-based universities. In the past 12 months, institute faculty members Dr Marnie Blewitt, Dr Chris Burns, Dr Matthew Call, Associate Professor Lynn Corcoran, Dr Guillaume Lessene, Professor Andreas Strasser, Associate Professor David Tarlinton and Professor David Vaux have delivered lectures and participated in the assessment of students at The University of Melbourne, La Trobe University and RMIT.

In 2011-12 we also ran a pilot mentoring program between the institute's postdoctoral scientists and undergraduate students from The University of Melbourne, organised by Professor Dick Strugnell from The University of Melbourne and Walter and Eliza Hall Institute researcher Dr Krystal Evans.

In July 2011, the institute appointed a scientific education officer, Dr Keely Bumsted-O'Brien. Dr Bumsted-O'Brien initiated and facilitated a new Advanced Honours Coursework element designed to instruct students in critical reading and discussion of scientific literature, as well as workshops to increase the skills of our students in areas such as journal article writing. Aspects of the Advanced Honours Coursework offered jointly with The University of Melbourne for the first time in 2011 were successful and this arrangement continued in 2012.

Encouraging medical professionals to participate in laboratory-based research is an important aspect of translational research, which is a key strategic pillar of the institute. Together with the institute's clinician-scientists, we have mapped potential paths for becoming a clinician-scientist, and this information is now available on the institute website.

**Prospective honours and PhD students attended the institute's Open Days in September 2011.**





## Discovering new treatments for deadly parasites

**Schistosomiasis is a deadly parasitic disease in the developing world. More than 200 million people are infected with schistosomiasis, and an estimated 200,000 people die from the disease each year.**

Honours student Mr Nicholas Lim has been studying the programmed cell death pathway that was recently discovered in parasitic worms by researchers Dr Doug Fairlie and Dr Erinna Lee from the institute's Structural Biology division.

Mr Lim said the research team was looking for proteins similar to the Bcl-2 family of cell death proteins found in humans. "The Bcl-2 protein family includes 'pro-survival' and 'pro-death' proteins that are responsible for telling the cells whether to live or die," Mr Lim said. "My honours project has been

focused on characterising components of the cell death pathway in parasitic worms called schistosomes to try to identify new pro-survival or pro-death proteins that are part of this process."

Mr Lim has already potentially identified a previously unknown pro-death protein in schistosomes as part of his project. "I found a pro-death protein that binds to and interacts with a previously identified pro-survival protein, giving us another 'link' in the pathway," he said. "As researchers continue to understand the components of this pathway they will be able to determine whether targeting these proteins with drugs will be helpful in treating this devastating disease."

Mr Lim said the Walter and Eliza Hall Institute's honours program had been a great experience. "The honours program

really gives you practical experience and helps you to develop a lot of skills that will be very useful in any future workplace," he said.

**Honours student Mr Nicholas Lim**



## New genetic clue to dementia puzzle

**Fronto-temporal lobar degeneration (FTLD) is the second-most common cause of dementia, a degenerative brain disease for which there is currently no treatment or cure, in people aged under 65.**

Approximately 40 per cent of people who develop FTLD have a family history of the disease. Now, institute researchers have made a genetic discovery that may lead to a deeper understanding of this inherited form of dementia.

The research is a joint project between PhD student Ms Katherine Smith and her supervisors Dr Melanie Bahlo, from the institute's Bioinformatics division, and Professor Sam Berkovic from the Epilepsy Research Centre at Austin Health.

Ms Smith said the research team made the discovery while investigating the genetic cause of a very rare, but fatal, neurodegenerative disease. "Our work is a bit like detective work. We look at the DNA of people who have particular inherited diseases and use sophisticated mathematical and statistical methods to find the genes that have mutations or changes that cause these diseases," Ms Smith said.

The researchers found that two abnormal copies of a gene called

progranulin caused very different disease compared to that seen with one abnormal copy. While a single abnormal copy of progranulin causes FTLD, a condition that begins in middle to late life, two abnormal copies cause a rare and devastating disease, which causes blindness, seizures, and mental decline in young adults in their early twenties.

Ms Smith said the link between these two disorders was not previously suspected. "We had no idea that this mutation, which causes a well-known type of dementia when it affects a single gene copy, would cause this very rare neurodegenerative disease when it affects both gene copies," she said. "The discovery will help us to better understand how mutations in the progranulin gene cause severe neurological disease."

**Collaborating organisations:** Austin Health, Carlo Besta Neurological Institute, Center for Human Genetic Research, Hospital São João, Mayo Clinic, The University of Melbourne, University College London, University of Florida.

**Funding partners:** Australian Research Council, National Health and Medical Research Council of Australia,

The Pratt Foundation and the Victorian Government.

**More information:** Smith KR, Damiano J, Franceschetti S, Carpenter S, Canafoglia L, Morbin M, Rossi G, Pareyson D, Mole SE, Staropoli JF, Sims KB, Lewis J, Lin WL, Dickson DW, Dahl HH, Bahlo M, Berkovic SF. Strikingly different clinicopathological phenotypes determined by progranulin-mutation dosage. *American Journal of Human Genetics*. 2012 Jun 8;90(6):1102-7.

**PhD student Ms Katherine Smith**



# 2011-12 graduates

The following students successfully completed their studies in the past year:

## Doctor of Philosophy, The University of Melbourne

### Dr Julia Cutts

The innate immune response and human severe malaria.

*Professor Louis Schofield,  
Professor Alan Cowman*

### Dr Hayley Bullen

Novel membrane proteins of *Plasmodium falciparum*.

*Professor Alan Cowman, Dr Brendan Crabb, Dr Paul Gilson, Dr Jacob Baum*

### Dr Oliver Clarke

Structural investigations of the Bk potassium channel assembly.

*Dr Jacqui Gulbis, Dr Brian Smith*

### Dr Felix Ellett

Zebrafish models for studying macrophage function and fungal infection.

*Dr Graham Lieschke, Dr Benjamin Kile*

### Dr Maybelline Giam

Functional characterisation of Bcl-G.

*Professor Andreas Strasser,  
Dr Philippe Bouillet*

### Dr Alexander Gout

*Plasmodium falciparum* transcriptional regulation of gene expression.

*Professor Terry Speed, Dr Tony Papenfuss, Dr Brendan Crabb.*

### Dr Stephanie Grabow

Which pro-survival Bcl-2 family members are required for lymphoma development or sustained lymphoma growth?

*Professor Andreas Strasser,  
Dr Philippe Bouillet*

### Dr Lina Happpo

The impact of BH3-only genes on the response of murine lymphoma to anti-cancer therapy.

*Professor Andreas Strasser,  
Associate Professor Clare Scott*

### Dr Peter Hughes

The pro-apoptotic protein Bim and its role in the immune system and polycystic kidney disease.

*Dr Philippe Bouillet,  
Professor Andreas Strasser*

### Dr Seong Khaw

Translational and mechanistic studies with BH3-mimetics in haematological malignancies.

*Professor Andrew Roberts,  
Professor David Huang*

### Dr Elizabeth Kruse

Regulation of haematopoiesis by ETS transcription factors.

*Dr Benjamin Kile,  
Professor Warren Alexander*

### Dr Huei Leong

The role of Smchd1 in cancer.

*Dr Marnie Blewitt, Professor Doug Hilton*

### Dr Shu Louie

Targeting alternative enzymes in malaria.

*Dr Keith Watson,  
Associate Professor Jonathan Baell*

### Dr Ashley Ng

The role of Erg in haematopoiesis.

*Professor Warren Alexander,  
Dr Benjamin Kile*

### Dr Priyanka Sathe

The development pathways of splenic dendritic cells.

*Professor Ken Shortman, Dr Li Wu*

### Dr Di Wu

Finding hidden relationships between gene expression profiles with application to breast cancer biology.

*Professor Terry Speed,  
Professor Gordon Smyth*

### Dr Dimitra Zotos

The regulation of germinal centre B cell differentiation.

*Associate Professor David Tarlinton,  
Professor Phil Hodgkin*

### Dr Yi Xin

Understanding transcriptional regulation of terminal T cell differentiation: a focus on Blimp1.

*Dr Stephen Nutt, Dr Axel Kallies*

## Bachelor of Science (Honours), The University of Melbourne

### Mr Brendan Ansell

Understanding malarial invasion from a structural perspective.

*Professor Alan Cowman,  
Dr Wai-Hong Tham*

### Ms Renee Gloury

Unravelling the distinct roles of transcription factors in B cell leukaemia development.

*Dr Axel Kallies, Professor Phil Hodgkin*

### Mr Nicholas Liau

Understanding the interplay between JAK2 and SOCS3 in myeloproliferative disease.

*Dr Jeff Babon, Professor Nick Nicola*

### Ms Clara Lin

Function and structure of MSP-DBL2 – an MSP3-like protein peripherally associated with the merozoite surface of *P. falciparum*.

*Professor Alan Cowman, Dr Tony Hodder*

### Mr Edmond Linossi

SOCS4 structure/function studies and detection of interacting proteins.

*Dr Sandra Nicholson,  
Dr Lukasz Kedzierski*

### Mr Michael Manning

Investigation of the genetics of hearing loss.

*Dr Rachel Burt, Dr Marina Carpinelli*

### Miss Kate McArthur

Phenotypic cell-based chemical screening.

*Dr Kurt Lackovic, Professor David Huang,  
Dr Ben Croker*

### Ms Antonia Policheni

Biological characterisation of Clec9A function.

*Dr Mireille Lahoud, Dr Jian-Guo Zhang,  
Dr Peter Czabotar*

### Ms Kathryn Potts

Investigating the lineage interactions that facilitate transcriptional control of haematopoietic development and stem cell formation in the embryo.

*Dr Samir Taoudi, Dr Christine Biben*

### Mr Michael Roy

Design and structural characterisation of Bcl-2 inhibitors.

*Dr Guillaume Lessene, Dr Peter Czabotar*

### Mr Ryan Stuchbery

Acute deletion of the pro-apoptotic protein Bim in mice.

*Dr Philippe Bouillet, Dr Delphine Merino*

### Mr Vu Tran

Mitochondrial permeabilisation by Bak and Bax during apoptotic cell death.

*Dr Ruth Kluck, Dr Grant Dewson*

### Ms Melanie Williams

Molecular characterisation of signal transduction pathways mediating apicomplexan parasite-host cell invasion.

*Dr Chris Tonkin, Dr Jacob Baum*

### Mr Matthew Witkowski

Characterising essential genes in B cell leukaemia using RNAi.

*Dr Ross Dickins, Dr Mark McKenzie*

## Bachelor of Science (Honours), visiting students

### Ms Michelle Gazdik

Design and synthesis of pyridylbenzamides as novel agents active against *Trypanosoma brucei*.

*Associate Professor Jonathan Baell,  
Dr Brad Sleebs, Dr Andrew Hughes*

### Ms Sarah Moawad

Design and synthesis of acylguanidines as novel agents active against *Trypanosoma brucei*.

*Associate Professor Jonathan Baell,  
Dr Brad Sleebs, Dr Andrew Hughes*

### Mr Digjaya Utama

Diversity of the major surface antigen of *Plasmodium falciparum*, PfEMP1.

*Dr Alyssa Barry*

# 2011-12 PhD in progress

## Scholarships to support training

**APA** Australian Postgraduate Award  
**BPS** National Health and Medical Research Council (NHMRC) Biomedical Postgraduate Scholarship  
**CCV** Cancer Council of Victoria  
**CSL** CSL Scholarship  
**Dora Lush** NHMRC Dora Lush  
**DSO** DSO National Labs, Scholarship, Singapore  
**IPRS** International Postgraduate Research Scholarship  
**LFA** Leukaemia Foundation Australia Scholarship  
**MIFRS** Melbourne International Fee Remission Scholarship  
**MIRS** Melbourne International Research Scholarship  
**MPS** NHMRC Medical Postgraduate Scholarship  
**MRS** Melbourne Research Scholarship  
**NBCF** National Breast Cancer Foundation Scholarship  
**Pearl** Pearl Scholarship  
**Pratt** Pratt Foundation  
**RCS** Reid Foundation Scholarship  
**WEHI** Walter and Eliza Hall Institute Scholarship

### Raed Alserihi

Targeting self-renewal mechanisms in T-cell acute lymphoblastic leukaemia.  
*Dr Matthew McCormack, Professor Warren Alexander, Professor David Huang* **SACM**

### Fiona Angrisano

The molecular basis for motility in the malaria parasite insect stages.  
*Dr Jake Baum, Professor Alan Cowman* **WEHI**

### Natasha Anstee

Impact of Mcl-1 on the development of acute myeloid leukaemia and its resistance to therapy.  
*Professor Suzanne Cory, Dr Cassandra Vandenberg* **LFA**

### Priscilla Auyeung

Cellular immune mechanism in chronic idiopathic urticaria.  
*Professor Len Harrison, Dr Diana Mittag* **MPS**

### Sarah Best

Identification of master regulators of the mammary hierarchy.  
*Professor Jane Visvader, Professor Geoff Lindeman* **Dora Lush**

### Julian Bosco

Mechanism and function of CD52 in immune regulation.  
*Professor Len Harrison, Dr John Wentworth* **Dora Lush**

### Michelle Boyle

*Plasmodium falciparum* merozoite invasion mechanisms and inhibitors of invasion.  
*Professor James Beeson, Dr Jake Baum* **APA**

### Jason Brouwer

Structural and biochemical analysis of the pro apoptotic protein Bak.  
*Dr Peter Czabotar, Professor Peter Colman* **APA**

### Darcy Butts

An shRNA screen for novel epigenetic regulators of neural stem cell proliferation, differentiation and survival.  
*Dr Marnie Blewitt, Professor Doug Hilton, Professor Chris Parish* **IPRS**

### Bianca Capaldo

Functional screens to identify mammary epithelial regulators.  
*Professor Jane Visvader, Professor Geoff Lindeman* **APA**

### Jo-Anne Chan

Targets of antibodies to the surface of *Plasmodium falciparum*-infected erythrocytes that mediate protective immunity to human malaria.  
*Professor James Beeson, Professor Alan Cowman, Dr Freya Fowkes* **MRS**

### Dineika Chandrananda

Impact of Mcl-1 on the development of acute myeloid leukaemia and its resistance to therapy.  
*Dr Melanie Bahlo, Professor Terry Speed* **APA**

### Simon Chatfield

Human neutrophil activation in inflammatory arthritis.  
*Professor Ian Wicks, Dr Ben McKenzie* **RCS**

### Kelan Chen

Structural and functional characterisation of a novel epigenetic regulator SmcHD1.  
*Dr Marnie Blewitt, Dr James Murphy, Professor Doug Hilton* **MIFRS/MIRS**

### Andy Chen

Statistical analysis of RNA-Seq data.  
*Professor Gordon Smyth, Professor Terry Speed* **APA**

### Chris Chiu

Defining antigenic targets of immunity to malaria.  
*Dr Diana Hansen, Professor Alan Cowman* **WEHI**

### Kevin Chow

The regulation of monocyte-derived cells during allograft rejection.  
*Associate Professor Andrew Lew, Dr Yuxia Zhang* **KHA**

### Akshay D'Cruz

Investigation of SPRY domain-containing SOCS box proteins.  
*Dr Sandra Nicholson, Dr Jeff Babon, Professor Nick Nicola* **APA**

### Alexis Delbridge

Investigating the binding specificity of the SPRY domain.  
*Professor Andreas Strasser, Dr Philippe Bouillet* **APA**

### Farrah El-Saaffin

Investigating the molecular and cellular role of TRN.  
*Dr Tim Thomas, Dr Anne Voss* **APA**

### Nima Etemadi

Regulation of lymphotoxin  $\beta$  receptor signalling.  
*Associate Professor John Silke, Professor David Vaux* **WEHI**

### Ivan Fung

Regulation of early B cell differentiation in response to antigen.  
*Associate Professor David Tarlinton, Professor Phil Hodgkin* **APA**



**Michelle Gazdik**

The design of small molecule inhibitors of Plasmeprin V for intervention against malaria.

*Dr Justin Boddey, Dr Brad Sleebs, Professor Alan Cowman* **APA**

**Jamie Gearing**

An RNA interference-based screen for epigenetic modifiers of X chromosome inactivation.

*Dr Marnie Blewit, Professor Doug Hilton* **APA**

**Danika Hill**

Analysis of immunological memory to malaria.

*Professor Louis Schofield, Professor Alan Cowman* **APA**

**Colin Hockings**

The Bak:Mcl-1 complex – a mechanism of resistance to apoptosis.

*Dr Ruth Kluck, Professor Jerry Adams* **APA**

**Sweta Iyer**

Membrane topology of the mitochondrial apoptosis pore.

*Dr Ruth Kluck, Dr Brian Smith, Professor Peter Colman* **MIFRS**

**Reema Jain**

Thymic epithelial cell differentiation and apoptosis.

*Dr Daniel Gray, Professor Andreas Strasser* **MIFRS**

**Timothy Johanson**

The role of micro RNAs in dendritic cells.

*Associate Professor Andrew Lew, Dr Yuxia Zhang, Dr Mark Chong* **APA**

**Eugene Kapp**

Improved bioinformatics tools for the analysis of mass spectrometry based on peptidomics data.

*Professor Terry Speed, Professor Gordon Smyth* **N/A**

**Francine Ke**

Determining the role of Bak in development and apoptosis.

*Professor Andreas Strasser, Professor Jerry Adams* **LFA**

**Keith Khoo**

Characterisation of helical peptide toxins and their analogues.

*Professor Ray Norton, Dr Jonathan Baell* **IPRS**

**Andrew Kueh**

The role of HBO1 during embryonic development.

*Dr Tim Thomas, Dr Anne Voss* **IPRS**

**Charity Law**

Statistics for next-generation sequencing.

*Professor Gordon Smyth, Professor Terry Speed* **MRS**

**Chin-Nien Lee**

Functional studies of dendritic cells in type 1 diabetes: Non-Obese Diabetic (NOD) mouse model.

*Dr Li Wu, Professor Ken Shortman, Associate Professor Andrew Lew* **MIFRS/MIRS**

**Stanley Lee**

The role of polycomb group genes in cancer.

*Professor Warren Alexander, Dr Ian Majewski* **APA**

**Lily Lee**

Cell types in normal breast and human breast cancers: when do they express the oestrogen receptor?

*Professor Jane Visvader, Professor Geoff Lindeman* **NBCF**

**Sophie Lee**

The biological and functional characterisation of how the Erg transcription factor contributes to the development of human leukaemia.

*Professor Warren Alexander, Dr Ashley Ng* **APA**

**Clara Lin**

Functions of proteins involved in invasion of *Plasmodium falciparum* merozoites into human red blood cells.

*Professor Alan Cowman, Dr Tony Hodder* **MIRS**

**Edmond Linossi**

Characterising the suppressor of cytokine signalling 4.

*Dr Sandra Nicholson, Professor Nick Nicola* **APA**

**Grace Liu**

Investigating the interactions between critical molecular pathways in cancer using RNAi.

*Dr Ross Dickins, Dr Lorraine Robb* **LFA**

**Tommy Liu**

The role of suppressor of cytokine signalling-3 (SOCS3) in chondrocytes during development and in inflammatory arthritis.

*Professor Ian Wicks, Dr Ben Croker, Dr Kate Lawlor* **APA**

**Aaron Lun**

Systems biology for chromatin interaction using ChIA-PET.

*Professor Gordon Smyth, Dr Stephen Nutt* **APA**

**Kevin Man**

The role of IRF4 in CD8 T cell effector and memory differentiation.

*Dr Axel Kallies, Dr Stephen Nutt* **APA**

**Julia Marchingo**

Regulation of T cell activation and survival.

*Professor Phil Hodgkin, Dr Susanne Heinzel* **APA**

**Dimitra Masouras**

Establishing the role of IKK in the regulation of BH3-only pro-apoptotic proteins.

*Dr Anissa Jabbour, Associate Professor Paul Ekert* **APA**

**James McCoy**

Activation of the *Toxoplasma* invasion motor.

*Dr Chris Tonkin, Dr Jake Baum, Professor Alan Cowman* **APA**

**Jessica Moffat**

Specialising of antigen presentation in the dendritic cell network.

*Dr Jose Villadangos, Dr Justine Mintern* **APA**

**Ehtesham Mofiz**

Scabies mite genome project.

*Dr Tony Papenfuss, Professor Terry Speed* **APA**

**Nisha Narayan**

Defining how HoxB8 functions to regulate cell survival and differentiation.

*Associate Professor Paul Ekert, Dr Anissa Jabbour* **APA**

**Duong Nhu**

Rocaglamide congeners as novel anti-cancer agents.

*Dr Chris Burns, Dr Guillaume Lessene* **MIFRS/MIRS**

**Joanne O'Donnell**

Molecular regulation of inflammatory cell death.

*Dr Ben Croker, Professor Andrew Roberts, Dr Motti Gerlic* **Dora Lush**

**Maya Olshina**

*In vivo* and *in vitro* investigation of actin regulation in the malaria parasite.

*Dr Jake Baum, Dr Jacqui Gulbis, Professor A Cowman* **Dora Lush**

**Shereen Oon**

A novel approach to cytokine blockade for the treatment of systemic erythematosis.

*Professor Ian Wicks, Dr Nicholas Wilson* **MPS**

**Milon Pang**

The role of PU.1 in early lymphocyte development and leukaemogenesis.

*Dr Li Wu, Dr Stephen Nutt* **LFA**

**Kathryn Potts**

Generation of inter-lineage cross-talk model of haematopoietic stem cell development.

*Dr Samir Taoudi, Professor Doug Hilton* **APA**

**Simon Preston**

The role of signal transducer and activator of transcription (STAT)-related proteins in dendritic cells during chronic active infection.

*Dr Marc Pellegrini, Dr Gabrielle Belz* **Dora Lush**

**Pravin Rajasekaran**

Characterising *Plasmodium*–hepatocyte interactions during liver-stage malaria.

*Dr Justin Boddey, Professor Alan Cowman* **APA**

**Lucille Rankin**

Investigating the transcriptional regulation of lymphoid tissue inducer (LTi) cells by inhibitor of differentiation (Id2) and retinoid-related orphan receptor gamma T (Ror-Gamma-T).

*Dr Gabrielle Belz, Dr Stephen Nutt* **Dora Lush**

**Maryam Rashidi**

Innate immunity and inflammation in diabetes.

*Professor Len Harrison, Dr John Wentworth* **MIFRS/MIRS**

**James Rickard**

Sharpen regulation of TNF signalling in chronic proliferation dermatitis.

*Associate Professor John Silke, Professor David Vaux* **APA**

**David Riglar**

Dissection of the coordinated events during *Plasmodium falciparum* infection of the human erythrocyte.

*Professor Alan Cowman, Dr Jake Baum* **APA**

**Leona Rohrbeck**

Regulation of BH3-only protein *in vivo*.

*Professor Andreas Strasser, Dr Philippe Bouillet* **MIFRS/MIRS**

**Michael Roy**

Design and characterisation of Bcl-xL and Mcl-1 inhibitors.

*Dr Guillaume Lessene, Dr Peter Czabotar, Professor Peter Colman* **APA**

**Victoria Ryg-Cornejo**

Understanding generation of high-affinity antibody responses to malaria.

*Dr Diana Hansen, Professor Louis Schofield* **APA**

**Natalia Sampaio**

Suppression of malaria by the malaria parasite antigen *Plasmodium falciparum* erythrocyte membrane protein 1 (PfEMP-1).

*Professor Louis Schofield, Dr Krystal Evans* **Dora Lush**

**Shirley Seah**

Costimulatory requirements of help-independent anti-influenza CTL.

*Associate Professor Andrew Lew, Dr Yuxia Zhang* **DSO**

**Bilal Sheikh**

The independent and overlapping roles of chromatin regulators MOZ, QKF and BMI1.

*Dr Anne Voss, Dr Tim Thomas* **Dora Lush**

**Katherine Smith**

Developing statistical analysis methods robust to heterogeneity for the discovery of disease variants.

*Dr Melanie Bahlo, Professor Terry Speed* **Pratt**

**Rebecca Stewart**

Functional characterisation of phosphorylation of the *Toxoplasma* invasion motor.

*Dr Chris Tonkin, Dr Jake Baum, Professor Alan Cowman* **APA**

**Stephanie Tan**

Glycosylphosphatidylinositol as a multi-stage, pan-species surface antigen in malaria.

*Professor Louis Schofield, Dr Diana Hansen* **MIRS/MIFRS**

**Jesse Toe**

Clearing chronic infectious diseases – enhancing host immune effector function.

*Dr Marc Pellegrini, Dr Gabrielle Belz* **Dora Lush**

**Elizabeth Valente**

Pro-apoptotic BH3-only proteins Puma, and to a lesser extent Noxa, are critical for the therapeutic effects of the p53-activating compound Nutlin-3a in normal and malignant lymphoid cells.

*Professor Andreas Strasser, Dr Philippe Bouillet* **CCV**

**Hannah Vanyai**

The role of monocytic leukaemia zinc finger protein in embryonic development.

*Dr Anne Voss, Dr Tim Thomas* **APA**

**Leila Varghese**

Janus kinase activity and regulation of haematopoiesis and disease.

*Dr James Murphy, Professor Doug Hilton, Dr Jeff Babon* **LFA**

**Andreea Waltmann**

The molecular epidemiology of malaria transmission in the South West Pacific.

*Professor Ivo Mueller, Dr Alyssa Barry* **WEHI**

**Clare Weeden**

Preclinical validation of new combination therapies in xenograft mouse models of lung cancer.

*Dr Marie-Liesse Asselin-Labat, Professor Geoff Lindeman* **APA**

**Michael White**

Functional characterisation of caspase-9 in haematopoiesis.

*Dr Ben Kile, Professor David Huang* **LFA**

**Melanie Williams**

Structural and functional analysis of host cell invasion motor in toxoplasma parasites.

*Dr Chris Tonkin, Professor Alan Cowman* **APA**

**Matthew Witkowski**

The role of transcription factor, Ikaros, in acute lymphoblastic leukaemia pathogenesis and therapy-resistance.

*Dr Ross Dickins, Dr Mark McKenzie* **APA**

**Alan Yap**

Molecular mechanisms of remodelling and invasion of malaria parasites.

*Professor Alan Cowman, Dr Jake Baum* **Pearl**

**Kelvin Yip**

Responses of normal and cancerous intestinal stem cells to regulatory signals.

*Professor Tony Burgess* **MIFRS/MIRS**

**Janet Yeo**

Alternative pathways to miRNA biogenesis.

*Dr Mark Chong, Dr Gabrielle Belz* **MIFRS/MIRS**

**Sook Pheng Wong**

Notch signalling in colorectal cancer.

*Professor Tony Burgess* **MIFRS/MIRS**

**Elizabeth Zuccala**

Molecular dissection of malaria parasite interactions with the human erythrocyte.

*Dr Jake Baum, Professor Alan Cowman* **APA**

## Visiting PhD students

### Mary Ann Anderson

Anti-lymphoma therapy.  
Professor David Huang, Professor  
Andrew Roberts

### Pratiti Bandopadhyay

Oncogenic functions of the EWS-WT1  
translocation in desmoplastic small round  
cell sarcoma.

Associate Professor Paul Ekert,  
Dr Elizabeth Algar, Dr David Ashley

### Joseph Evans

TNF superfamily signalling in  
tumourigenesis and discovery of  
therapeutic applications.

Associate Professor John Silke,  
Professor David Vaux

### Benjamin Green

The role of AKT in IL-3 receptor  
survival signalling.

Associate Professor Paul Ekert,  
Dr Richard Pearson

### Marika Salmanidis

Molecular mechanisms of HoxB8 function  
in myeloid cells.

Associate Professor Paul Ekert,  
Dr Lavinia Gordon

### Sylvia Teguh

Artemisinin study for mechanisms  
of actions and investigation of novel  
potential antimalarial compounds:  
conjugated-indole dye and triazine.

Dr Guillaume Lessene, Dr Leann Tilley

### Monique Topp

Novel xenograft mouse model of human  
high-grade serous epithelial ovarian  
cancer for preclinical analysis.

Associate Professor Clare Scott,  
Dr Karla Hutt

## Bachelor of Science (Honours) in progress

Walter and Eliza Hall Institute honours  
students are supported by funding  
from the Alan W Harris Scholarship  
program.

### Hesham Abdulla

Modelling the multi-step pathogenesis of  
T cell leukaemia.

Dr Matthew McCormack,  
Professor Warren Alexander

### Claire Bowtell

Using RNA interference to uncover novel  
regulators of apoptosis.

Professor Andreas Strasser,  
Dr Marco Herold

### Eamon Byrne

How do immune regulatory enzymes  
recognise substrates inside the  
lipid bilayer?

Dr Melissa Call, Dr Matthew Call

### Boon Kheng Chai

Analysis of CARP1 and CARP2  
knockout mice.

Professor David Vaux, Dr Najoua Lalaoui,  
Dr James Vince

### Hui San Chin

Regulation of apoptosis in Mcl-1-  
dependent cells.

Professor David Huang,  
Dr Seong Lin Khaw, Dr David Segal

### Stephanie Conos

Cytokine signalling in myeloid leukaemia.

Associate Professor Paul Ekert,  
Dr Anita Jabbour

### Ashleigh Keown

The role of cytoskeletal regulatory  
proteins in T cell development.

Dr Mark Chong, Dr Sheila Dias

### Ashod Kherlopian

Cytokine signalling in myeloid leukaemia.

Dr Anissa Jabbour,  
Associate Professor Paul Ekert

### Logesvaran Krshnan

Mechanics of transmembrane signalling  
in the immune system.

Dr Matthew Call, Dr Melissa Call

### Nicholas Lim

Targeting cell death pathways  
in parasites.

Dr Doug Fairlie, Dr Erinna Lee

### Jun Ting Low

The role of NF- $\kappa$ B in the development  
of autoimmunity and cancer in FasL-Fas  
mutant mice.

Dr Lorraine O'Reilly,  
Professor Andreas Strasser

### Cyrus Tan

Discovering new treatments for  
debilitating parasitic diseases using  
medicinal chemistry.

Dr Jonathan Baell, Dr Brad Sleebs

### Jeigh Tiu

Improving drug therapies for  
immune diseases.

Professor Phil Hodgkin,  
Dr Susanne Heinzel

### Emma Watson

Programmed cell death and  
angiogenesis.

Dr Leigh Coultas,  
Professor Andreas Strasser

### Jie Zhou

Exploring cellular calculation with the B  
lymphocyte model.

Professor Phil Hodgkin,  
Associate Professor David Tarlinton

## Visiting Honours students

### Manal Ali

Design and synthesis of selective  
kinase inhibitors

Dr Chris Burns, Dr Brian Smith



# 2011-12 vacation scholars

## UROP students and overseas research trainees

The institute hosted eight university undergraduates as vacation scholars mainly between November 2011 and March 2012, for periods from two weeks up to four months.

Another 21 students participated in the University Research Opportunities Program (UROP), which is administered through the Bio21 Cluster and gives university students an opportunity to participate in research.

In addition, the institute hosted 12 overseas undergraduates to undertake short-term research training placements from Austria, China, France, Germany, The Netherlands, Spain and Sweden.

### Mr Aaron Bagnato

UROP student  
*Dr Guillaume Lessene*

### Mr Andrew Bennett

UROP student  
*Dr Melanie Bahlo*

### Ms Lucy Bennett

Vacation scholarship student  
*Professor Doug Hilton*

### Ms Katrina Black

UROP student  
*Dr Jacqui Gulbis*

### Ms Courtney Cameron

UROP student  
*Professor Doug Hilton*

### Ms Hui Chin

Vacation scholarship student  
*Professor David Huang*

### Ms Bethany Clark

UROP student  
*Professor Warren Alexander*

### Ms Katherine Colman

Vacation scholarship student  
*Professor Doug Hilton*

### Mr Caleb Dawson

Vacation scholarship student  
*Professor Doug Hilton*

### Ms Gerda de Vries

Overseas research trainee  
(The Netherlands)  
*Associate Professor Paul Ekert*

### Ms Janina Findeis

Overseas research trainee (Germany)  
*Dr Gabrielle Belz*

### Ms Laura Galvis Vargas

UROP student  
*Dr Marie-Liesse Asselin-Labat*

### Ms Sally Higgins

UROP student  
*Dr Alyssa Barry*

### Ms Louisa Hill

Overseas research trainee (Germany)  
*Dr Sebastian Carotta*

### Ms Felanita Hutani

UROP student  
*Dr Chris Burns*

### Mr Sean Ivory

UROP student  
*Dr Ross Dickins*

### Ms Ashleigh Keown

UROP student  
*Professor Len Harrison*

### Mr Logesvaran Krshnan

UROP student  
*Dr Melissa Call, Dr Matthew Call*

### Mr Mark Kowarsky

UROP student  
*Dr Tony Papenfuss*

### Mr Mathias Lang

Overseas research trainee  
*Professor Andreas Strasser*

### Ms Elizabeth Lieschke

Vacation scholarship student  
*Associate Professor Clare Scott*

### Ms Joy Liu

UROP student  
*Dr Marnie Blewitt*

### Mr Sidney Louzoun

Overseas research trainee (France)  
*Dr Guillaume Lessene*

### Ms Hang Luong

UROP student  
*Associate Professor Clare Scott*

### Mr Davis McCarthy

UROP student  
*Professor Gordon Smyth*

### Mr Lachlan McIntosh

UROP student  
*Dr Tony Papenfuss*

### Ms Helen McRae

UROP student  
*Dr Doug Fairlie*

### Ms Marie Menard

Overseas research trainee (France)  
*Professor Suzanne Cory,  
Professor Jerry Adams*

### Ms Elenora Ottina

Overseas research trainee (Austria)  
*Professor Andreas Strasser*

### Mr Bartija Pieters

Overseas research trainee  
(The Netherlands)  
*Professor Ian Wicks*

### Ms Junyan Qian

Overseas research trainee (China)  
*Professor Len Harrison*

### Mr Michael Roy

Vacation scholarship student  
*Dr Guillaume Lessene*

### Ms Angelika Rutgersson

Overseas research trainee (Sweden)  
*Dr Emma Josefsson*

### Mr Douglas Tjandra

UROP student  
*Professor David Huang*

### Ms Jaris Valencia

Overseas research trainee (Spain)  
*Professor Jose Villadangos*

### Ms Jolanda Visser

Overseas research trainee  
(The Netherlands)  
*Associate Professor Paul Ekert*

### Ms Andrea Waltman

Vacation scholarship student  
*Professor Ivo Mueller*

### Mr David Wakeham

UROP student  
*Dr Melanie Bahlo*

### Mr Jeremy Wong

Vacation scholarship student  
*Dr Matthew McCormack*

### Mr Clarence Wong

UROP student  
*Professor Phil Hodgkin*

### Mr Nicholas Yee

UROP student  
*Associate Professor Mike Lawrence*

## Seminars

The 2012 seminar program at the Walter and Eliza Hall Institute featured more than 100 researchers from around the world presenting the latest scientific knowledge and discoveries.

**The Walter and Eliza Hall Institute runs two regular seminar programs, the Monday postgraduate lecture series, and Wednesday seminar series, which are both open to the public.**

The Monday postgraduate lecture series features the 'who's who' of national researchers providing insights on major questions in their field of expertise. In 2012, the postgraduate series focused on infectious diseases and the immune response to infection.

Prominent Australian and international researchers were invited to share their research and views on microbe biology, disease pathogenesis and the epidemiology of preventing transmission.

Some highlights from the series included: Professor Tania Sorell from the University of Sydney, Westmead, discussing the impact of fungal infections on human health; Dr Jake Baum from the Walter and Eliza Hall Institute on the complexity of tackling malaria; Professor Paul Young from the University of Queensland, who highlighted the threat that dengue fever

virus poses in Australia; and Professor Lindsay Grayson from the Austin Hospital in Melbourne, providing an insightful study of how simple hygiene can have a massive effect on the transmission of superbugs.

The institute's Wednesday seminar series features the best, 'hot-off-the-press' research and includes presentations from across the institute's research community, including PhD students, laboratory heads and division heads.

The quality of the research presented by institute scientists was underscored by the numerous high profile publications that followed. Dr Emma Josefsson discussed how cell death programs regulate platelet production, Dr Erika Cretney presented data on the biological programming of regulatory T cells, Dr Katja L  thje showed us how the fate of certain T cells could be tracked, and Dr James Vince presented his work investigating the role of cell death regulators in inflammation.

A number of special seminars were also held at the institute. Professor Nadia Rosenthal, director of the

Australian Regenerative Medicine Institute at Monash University, presented her work on how the immune system may impact on our body's regenerative capacity. Professor Rosenthal was our first 'Women in Science' guest speaker for 2012.

Our 'Clinical Translation' guest seminars match basic science researchers with hospital clinicians, demonstrating how disease-focused research is providing valuable insights in medicine. Clinician-scientist Dr John Wentworth from the institute and The Royal Melbourne Hospital partnered with Professor Paul O'Brien from Monash University to discuss obesity, its impact on biological processes and its management.

A full list of institute seminars held in 2011-12 can be found on the accompanying CD.

**Nobel Laureate Professor Elizabeth Blackburn presented *Hooked on Science*, a lecture to inspire junior and middle high school students to study science, medicine or engineering.**



## 2011-12 institute speakers

Date	Topic	Speaker
6 July 2011	The comparative epidemiology of <i>P. falciparum</i> and <i>P. vivax</i> : lessons from population-based studies in Papua New Guinea.	Professor Ivo Mueller, Infection and Immunity division.
13 July 2011	Bim isoforms: three bullets to kill a cancer cell.	Dr Delphine Merino, Molecular Genetics of Cancer division.
27 July 2011	Weight loss surgery provides insights into immune mechanisms of metabolic disease.	Dr John Wentworth, Immunology division.
3 August 2011	The impact of BH3-only genes on the response of murine lymphoma to anti-cancer therapy.	Ms Lina Happo (PhD student), Molecular Genetics of Cancer division.
8 August 2011	Clinical translation: developing targeted therapies in haematological cancers.	Professor Andrew Roberts, Clinical Translation.
10 August 2011	The identification of an epigenetic lock that maintains Th2 lineage fidelity.	Dr Rhys Allan, Molecular Immunology division.
17 August 2011	Dissecting the molecular mechanisms behind actin filament disassembly – an essential process in malaria parasite cell movement.	Mr Wilson Wong, Infection and Immunity division.
24 August 2011	Development of the haematopoietic system during embryogenesis.	Dr Samir Taoudi, Molecular Medicine division.
31 August 2011	Living on the edge: releasing Ahr2's stranglehold on immunity.	Dr Marc Pellegrini, Infection and Immunity division.
7 September 2011	Inside the plasma membrane: how lipid-embedded protein domains participate in immune regulation.	Dr Matthew Call, Structural Biology division.
21 September 2011	A modern high-throughput screening approach to a 20-year-old drug target.	Dr Tony Cardno, Chemical Biology division.
28 September 2011	Restraint of apoptotic cell death, not its activation, is essential for megakaryocytes to produce platelets.	Dr Emma Josefsson, Cancer and Haematology division.
12 October 2011	The transcription factors Blimp-1 and IRF4 jointly control the differentiation and function of effector regulatory T cells.	Dr Erika Cretney, Molecular Immunology division.
26 October 2011	Examining the requirement of endogenous pro-survival Bcl-2 family members in lymphoma development.	Ms Stephanie Grabow (PhD student), Molecular Genetics of Cancer division.
28 October 2011	Sequencing and understanding tumour genomes.	Dr Tony Papenfuss, Bioinformatics division.
2 November 2011	Identification of signalling pathways modulating <i>Toxoplasma</i> host cell invasion.	Dr Chris Tonkin, Infection and Immunity division.
9 November 2011	Smchd1 is a novel epigenetic modifier involved in X chromosome inactivation that also behaves as a tumour suppressor.	Ms Huei San Leon (PhD student), Molecular Medicine division.
16 November 2011	Autoinflammation: diseases of the innate immune system.	Dr Seth Masters, Inflammation division.
23 November 2011	The role of Polycomb Repressive Complex 2 (PRC2) in tumorigenesis.	Mr Stanley Lee (PhD student), Cancer and Haematology division.



Date	Topic	Speaker
30 November 2011	Sticky business: major players in the pathogenesis of malaria infections.	Dr Melanie Rug, Infection and Immunity division.
5 December 2011	Deciphering the role of IRF4 in transcription and chromatin regulation during T cell differentiation using RNA and ChIP sequencing.	Dr Axel Kallies, Molecular Immunology division, and Dr Wei Shi, Bioinformatics division.
14 December 2011	Vascular regression and the role of endothelial cell apoptosis.	Dr Leigh Coultas, Cancer and Haematology division.
21 December 2011	Characterisation of novel Bcl-2 family member, Bcl-G.	Ms Maybelline Giam (PhD student), Molecular Genetics of Cancer division.
7 March 2012	Bridging histone acetylation and ubiquitination during development and in stem cells.	Mr Bilal Sheikh (PhD student), Molecular Medicine division.
14 March 2012	The important role of dendritic cells in autoimmune type 1 diabetes.	Mr Chin-Nien Lee (PhD student), Molecular Immunology division.
28 March 2012	Transcriptional regulation of CTL differentiation: more than one way to be a killer.	Ms Annie Xin (PhD student), Molecular Immunology division.
2 April 2012	Overview of malaria parasite virulence and resistance mechanisms and disease pathogenesis.	Dr Jake Baum, Infection and Immunity division.
11 April 2012	Unlike CD4 T cell help, co-stimulation is necessary for effective primary CD8 T cell influenza-specific immunity.	Ms Shirley Seah (PhD student), Immunology division.
2 May 2012	Following T cell fate using an interleukin-21 reporter mouse.	Dr Katja Lüthje, Immunology division.
9 May 2012	Making models of systemic inflammatory disease.	Dr Ben Croker, Inflammation division.
16 May 2012	SOCS box proteins: regulation of inflammation and immunity.	Dr Sandra Nicholson, Inflammation division.
23 May 2012	Role of cell death signalling in inflammation.	Dr James Vince, Cell Signalling and Cell Death division.
30 May 2012	The role of HoxB8 in myeloid cell immortalisation.	Ms Marika Salmanidis (PhD student), Cell Signalling and Cell Death division.
6 June 2012	Soluble glycoprotein CD52 mediates suppression by antigen-activated regulatory CD4+ T cells.	Dr Esther Bandala Sanchez, Immunology division.
13 June 2012	The role of HBO1 during embryonic development.	Mr Andrew Kueh (PhD student), Molecular Medicine division.
14 June 2012	The Ion Torrent sequencing platform: options for WEHI researchers for high-throughput sequencing.	Ms Doreen Agyapomaa, Systems Biology and Personalised Medicine division.
20 June 2012	BH3-only proteins in apoptosis.	Dr Philippe Bouillet, Molecular Genetics of Cancer division.
27 June 2012	Haematopoietic transcription factors in acute leukaemia genesis and therapy.	Dr Ross Dickins, Molecular Medicine division.

# 2011-12 visiting speakers

Date	Topic	Speaker
4 July 2011	Cancer immunoediting.	Professor Mark Smyth, Cellular Immunity, Peter MacCallum Cancer Centre, Australia.
18 July 2011	Xenograft models of pediatric acute leukaemia: insights into biology and treatment.	Associate Professor Richard Lock, Children's Cancer Institute Australia, Lowy Cancer Research Centre, University of NSW, Australia.
20 July 2011	The role of antibodies in protecting children from <i>Plasmodium falciparum</i> malaria.	Dr Jack Richards, Centre for Immunology, Burnet Institute, Australia.
25 July 2011	Virus-associated human cancer.	Professor Ian Frazer FAA, Translational Research Institute, Australia.
27 July 2011	Weight loss surgery provides insights into immune mechanisms of metabolic disease.	Professor Paul O'Brien, Centre of Obesity Research and Education, Monash University, Australia.
1 August 2011	Antigen presentation in bone marrow transplantation: where and when?	Professor Geoff Hill, Division of Immunology, Bone Marrow Transplant Lab, Queensland Institute of Medical Research, Australia.
18 August 2011	Modelling cell fate transitions and determinants of cell type.	Dr Jessica Mar, Albert Einstein College of Medicine, US.
19 August 2011	Stat3: the secret ingredient to turn lysosomes deadly?	Dr Peter Kreuzaler, Trinity College, Department of Pathology, University of Cambridge, UK.
14 September 2011	IAP antagonists induce conformational changes in cIAP1 that promote dimerisation and auto-ubiquitination.	Dr Wayne Fairbrother, Protein Engineering Department, Genentech Inc US.
5 October 2011	Minor class mRNA splicing comes into focus: Rnpc3 shapes the developing transcriptome and is deregulated in cancer.	Associate Professor Joan Heath, Colon Biology Lab, Ludwig Institute for Cancer Research, Australia.
10 October 2011	Non-invasive optical imaging: an established tool for studying disease progression, mechanism and therapy.	Dr Vivek Shinde Patel, Technical Applications, Caliper Life Sciences, Australia.
18 October 2011	Pipetting, ergonomics and you: an overview of ergonomics, pipetting risk factors, methods for reducing the risk of injury and recommended solutions.	Mr Jason Smith, Mettler Toledo Limited, Australia.
19 October 2011	Devil facial tumor disease: a cancer of ignorance.	Associate Professor Greg Woods, Menzies Research Institute, Tasmania, Australia.
20 October 2011	Genetics and evolution of clonally transmissible cancers in dogs and Tasmanian devils.	Dr Elizabeth P Murchison, Wellcome Trust Sanger Institute, UK.
28 October 2011	Sequencing and understanding tumour genomes.	Mr Dale Garsed, Peter MacCallum Cancer Centre, Australia.
4 November 2011	Making blood: <i>in vitro</i> production of human red cells for transfusion therapy.	Professor David Anstee, Bristol Institute for Transfusion Sciences, UK.
7 November 2011	The common gamma chain family of cytokines: from human disease to transcriptional regulation of critical immune pathways.	Dr Warren J Leonard, Laboratory of Molecular Immunology, National Heart Lung and Blood Institute, National Institutes of Health, US.
16 November 2011	Genome-wide and boutique RNAi and miRNA screening strategies for functional gene analysis.	Dr Kaylene Simpson, Australian Cancer Research Foundation Victorian Centre for Functional Genomics in Cancer, Peter MacCallum Cancer Centre, Australia.
18 November 2011	Immune evasion by Tasmanian devil facial tumour.	Dr Hannah Siddle, Department of Pathology, University of Cambridge, UK.

Date	Topic	Speaker
21 November 2011	Development of targeted therapeutics for childhood malignancy using mouse models.	Drs Louis Chesler, The Institute of Cancer Research, UK, and Toby Trahair, New South Wales Health Department South Eastern Sydney and Illawarra Area Health Service, Australia.
22 November 2011	Death receptors and ubiquitin in cancer and inflammation.	Professor Henning Walczak, Tumour Immunology, Department of Medicine, Imperial College London, UK.
22 November 2011	The modular organisation of dynamic signalling networks - why bad is good.	Professor Anthony J Pawson, Department of Medical Genetics and Microbiology, University of Toronto, Canada.
22 November 2011	Early events in adaptive immunoresponse: from single molecule to <i>in vivo</i> .	Professor Facundo Batista, Lymphocyte Interaction Laboratory, London Research Institute, UK.
29 November 2011	Targeted sequencing approaches for cancer genomics.	Dr Ian Majewski, Netherlands Cancer Institute, The Netherlands.
29 November 2011	Drug discovery and development in academia: the Sloan-Kettering experience.	Dr Hakim Djaballah, Memorial Sloan-Kettering Cancer Center, US.
16 December 2011	Inflammasomes in health and homeostasis in the intestines and beyond.	Professor Richard A Flavell FRS, Howard Hughes Medical Institute, US, and Yale School of Medicine, US.
19 December 2011	Peeking into the secret life of neutrophils.	Dr Lai Guan Ng, Singapore Immunology Network at A*Star, Singapore.
7 February 2012	Ubiquitin-mediated regulation of innate immune signaling.	Associate Professor Mads Gyrd-Hansen, Novo Nordisk Foundation Center for Protein Research, University of Copenhagen, Denmark.
8 February 2012	Functional genomics, experimental models and cancer.	Associate Professor William Hahn, Dana-Farber Cancer Institute, US.
9 February 2012	Advances in monoclonal antibody purification and protein characterisation.	Mr Oscar Yamasaki, Tosoh Bioscience, Japan.
13 February 2012	BCR-ABL-independent factors which prevent the control of chronic myelogenous leukaemia.	Associate Professor Sin Tiong Ong, Duke-National University of Singapore Graduate Medical School, Singapore.
13 February 2012	The use of p53 as a tool for cancer therapy.	Dr Jean-Christophe Marine, VIB Laboratory for Molecular Cancer Biology, KU Leuven, Belgium.
13 February 2012	Using mouse models to improve cancer therapy.	Dr Michael Hemann, The David H Koch Institute for Integrative Cancer Research, Massachusetts Institute of Technology, US.
14 February 2012	Deconstructing p53 pathways <i>in vivo</i> using mouse models.	Associate Professor Laura Attardi, Department of Radiation and Cancer Biology, Stanford University, US.
15 February 2012	Kuru: the science and the sorcery.	Professor Michael Alpers, Centre for International Health, Curtin University, Australia.
20 February 2012	Some like it hot: biomolecule analytics using microscale thermophoresis (MST).	Dr Jan Griesbach, NanoTemper Technologies GmbH, Germany.
29 February 2012	Immune modulation of vertebrate regeneration.	Professor Nadia Rosenthal, Australian Regenerative Medicine Institute and European Molecular Biology Laboratory Australia, Monash University, Australia.



Date	Topic	Speaker
29 February 2012	Two issues relevant to how new knowledge is generated: the process for allocating NHMRC project grants; and the strange organisation of universities.	Professor Nicholas Graves School of Public Health and Institute for Health and Biomedical Innovation, Queensland University of Technology, Australia.
5 March 2012	Breast cancer subtypes: biology, biomarkers and therapeutic targets.	Professor Rob Sutherland AO FAA, Cancer Research Program, Garvan Institute of Medical Research, Australia.
19 March 2012	Digital PCR: a breakthrough in genetic analysis.	Dr Eli Mrkusich, Field Applications Specialist - Life Science Group, BioRad Laboratories, Australia.
21 March 2012	Molecular targeted therapy for childhood cancer.	Professor Michelle Haber AM, Children's Cancer Institute, Australia.
22 March 2012	Gene regulatory control of entry into the T cell developmental pathway.	Professor Ellen Rothenberg, Division of Biology, California Institute of Technology, US.
23 March 2012	Nature News and Views.	Dr Marian Turner, Associate News and Views Editor, Nature, UK.
26 March 2012	PerkinElmer/Caliper <i>in vivo</i> roadshow.	Dr Wael Yared, Life Science and Technology, PerkinElmer, Australia, and Dr Kevin Francis
29 March 2012	The H19 lincRNA is a developmental reservoir of miR-675 which suppresses growth and Igf1r.	Dr Andrew Keniry, The Babraham Institute, UK.
4 April 2012	Dissecting the dynamics of antiviral T cell responses in the skin during herpes simplex virus infection.	Dr Scott Mueller, Microbiology and Immunology, University of Melbourne, Australia.
11 April 2012	The fattening and sweetening of haematopoietic stem cells: effects on monocyte production and atherosclerosis.	Dr Andrew Murphy, Molecular Medicine, Department of Medicine, Columbia University, US.
18 April 2012	Working towards an integrated research platform.	Associate Professor Peter Gibbs, Colorectal Cancer Biomarkers Laboratory, Ludwig Institute for Cancer Research; The Royal Melbourne Hospital and Western Health; and BioGrid Australia.
27 April 2012	Immunomodulatory effects of vitamin D during antituberculous therapy and HIV/Mycobacterium tuberculosis (MTB) co-infection.	Dr Anna Coussens, Division of Mycobacterial Research, National Institute for Medical Research, UK.
30 April 2012	Genes, mechanisms, and intervention in autoimmune diabetes.	Dr Anna Coussens, Division of Mycobacterial Research, National Institute for Medical Research, UK.
	Professor John Todd, Cambridge Institute for Medical Research, Cambridge University, UK.	Professor Tania Sorell, Centre for Infectious Diseases and Microbiology, The University of Sydney at Westmead Millennium Institute for Medical Research, Australia.
11 May 2012	Rejuvenating apoptosis.	Professor Atan Gross, Department of Biological Regulation, Weizman Institute of Science, Israel.
18 May 2012	Telomeres and other DNA breaks in autoimmunity.	Professor Cornelia Weyand, Stanford University, US.
29 May 2012	Transcriptional regulation of complex genetic loci during vertebrate development.	Professor Peter Rigby, The Institute of Cancer Research, UK.
29 May 2012	A global perspective on developing a non-dietary treatment for coeliac disease.	Dr Bob Anderson, Walter and Eliza Hall Institute, Australia, and ImmusanT Inc, US; Dr Evan Newnham, Angliss Hospital, Monash University, and Box Hill Hospital, Australia; Ms Leslie Williams, ImmusanT Inc, US.
14 June 2012	The Ion Torrent sequencing platform: options for researchers for high-throughput sequencing.	Dr Ken McGrath, Australian Genome Research Facility, Australia.

# 2012 postgraduate lecture series: infection and inflammation

The institute's postgraduate lecture series provides students, postdoctoral fellows and staff with the opportunity to learn from experts from many institutions across the nation. Following the lecture, the students have the opportunity to pursue further discussions over lunch with the speaker.

Date	Topic	Speaker
19 March 2012	Overview of <i>E.coli</i> and intracellular bacteria virulence and resistance mechanisms and disease pathogenesis.	Professor Elizabeth Hartland, Department of Microbiology and Immunology, University of Melbourne.
26 March 2012	Overview of Group A <i>Streptococcus</i> virulence and resistance mechanisms and disease pathogenesis, with implications for indigenous health.	Professor Mark Walker, Australian Infectious Disease Research Centre, University of Queensland.
2 April 2012	Overview of malaria parasite, virulence and resistance mechanisms and disease pathogenesis.	Dr Jake Baum, Infection and Immunity division, Walter and Eliza Hall Institute.
16 April 2012	Overview of <i>Leishmania</i> parasites, virulence and resistance mechanisms and human disease pathogenesis.	Professor Malcolm McConville, Bio21 Institute.
23 April 2012	Overview of helminths, virulence and resistance mechanisms and human disease pathogenesis.	Dr Aaron Jex, Faculty of Veterinary Science, University of Melbourne.
30 April 2012	Overview of fungi, virulence and resistance mechanisms and disease pathogenesis.	Professor Tania Sorell, director, Centre for Infectious Diseases and Microbiology, University of Sydney at Westmead Millennium Institute for Medical Research.
7 May 2012	Latent viral infections, mechanism of latency, pathogenesis and oncogenesis.	Dr Jamie Nourse, Clinical Immunohaematology division, Queensland Institute of Medical Research.
14 May 2012	Dengue: a case of once bitten, twice shy.	Professor Paul Young, Australian Infectious Diseases Research Centre, University of Queensland.
21 May 2012	Overview of hepatitis viruses, virulence and resistance mechanisms and disease pathogenesis.	Associate Professor Joseph Torresi, Department of Infectious Diseases, Austin Hospital.
28 May 2012	Overview of HIV, virulence and resistance mechanisms and disease pathogenesis.	Professor Steve Wesselingh, South Australian Health and Medical Research Institute.
4 June 2012	Overview of human prions and disease pathogenesis.	Associate Professor Andrew Hill, Department of Biochemistry and Molecular Biology, Bio21 Institute.
18 June 2012	Overview of epidemiology and determining modes of transmission/acquisition, e.g. multi-drug resistant <i>Staphylococcus aureus</i> (MRSA) and vancomycin-resistant <i>Enterococcus</i> (VRE) in the hospital and community.	Professor Lindsay Grayson, Department of Infectious Diseases, Austin Hospital.
25 June 2012	Science of predicting, preparing, preventing for the next potential pandemic.	Professor Raina MacIntyre, School of Public Health and Community Medicine, University of New South Wales.
2 July 2012	Overview of host sensing of pathogens and innate immunity.	Dr Antje Blumenthal, Epithelial Cancer division, University of Queensland Diamantina Institute.

Date	Topic	Speaker
9 July 2012	Overview of how new epidemic pathogens are recognised and identified, e.g. Nipah/Hendra virus and epidemiological surveillance and detection of emerging infectious disease threats.	Dr Peter Daniels, Australian Animal Health Laboratory, CSIRO.
16 July 2012	New vaccines for the old enemy: the challenge of tuberculosis.	Professor Warwick Britton, Discipline of Infectious Diseases Immunology and Mycobacterial Research Program at the Centenary Institute of Cancer Medicine Cell Biology, University of Sydney.
23 July 2012	Overview of host determinants of infectious diseases outcomes, e.g. HCV and IL-28.	Dr Alex Thompson, Hepatology Research, St Vincent's Hospital.
30 June 2012	Can vaccines contribute to the malaria eradication agenda?	Associate Professor Louis Schofield, Infection and Immunity division, Walter and Eliza Hall Institute.
6 August 2012	Overview of septicaemia, pathogenesis of sepsis/ SIRS, and the role of pathogens and host factors in pathogenesis.	Dr Christopher MacIsaac, Intensive Care Unit, The Royal Melbourne Hospital.
13 August 2012	Overview of post Group A Streptococcal immune complications.	Professor Ian Wicks, Inflammation division, Walter and Eliza Hall Institute.
20 August 2012	The gut microbiota, immunity and human disease.	Professor Charles Mackay, Immunology Department, School of Biomedical Sciences, Monash University.
27 August 2012	Global equality in infectious diseases control.	Sir Gustav Nossal, Professor Emeritus, University of Melbourne
3 September 2012	Overview of major Indigenous health infectious diseases issues and problems.	Professor Jonathan Carapetis, Telethon Institute of Child Health Research.
10 September 2012	Overview of global health initiatives in malaria – the big picture: microbe, epidemiology, host.	Professor Graham Brown, Nossal Institute for Global Health.



## Institute awards

### The Burnet Prize

**Malaria researcher Dr Jake Baum was the 2011 recipient of the Burnet Prize, the Walter and Eliza Hall Institute's top award, for his work to understand the 'motor' that drives movement of the malaria parasite.**

The Burnet Prize is awarded annually to early-career scientists and was established in 1987 through a bequest from Sir Macfarlane Burnet (institute director 1944-65).

Dr Baum's research aims to identify crucial parasite proteins that are involved in infection and transmission of malaria parasites, including the most

virulent strain that infects humans, *Plasmodium falciparum*. Such proteins could serve as important targets for development of new antimalarial drugs.

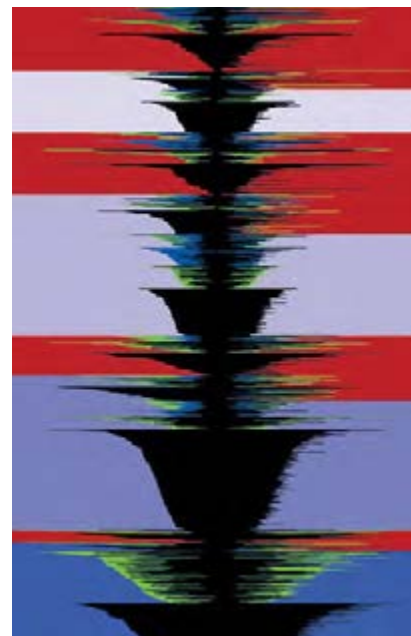
Dr Baum said he was honoured to receive the Burnet Prize. "The award is wonderful recognition for my research group," Dr Baum said. "It is humbling, if not a little terrifying, to look at the list of previous winners and see the impact they have had, particularly in translating their research to real human health outcomes. It is my greatest hope that we might see the same impact from our work in the future."

There is still a lot that is not understood about the processes that regulate how malaria parasites move, Dr Baum said. "The holy grail of malaria research has been to find a vaccine or drug that is effective against all stages of malaria parasite infection," he said. "Since the parasite must keep moving at all times, we are trying to take apart the motor to understand every process involved, to find a target that meets this criteria. We hope to develop a complete 'toolkit' for drug development against motility to identify new targets in the malaria parasite."

Dr Jake Baum was the winner of the 2011 Burnet Prize.



Winner of the 2011 Art in Science Prize, *Siblings on Reflection* by Ms Jie Zhou.



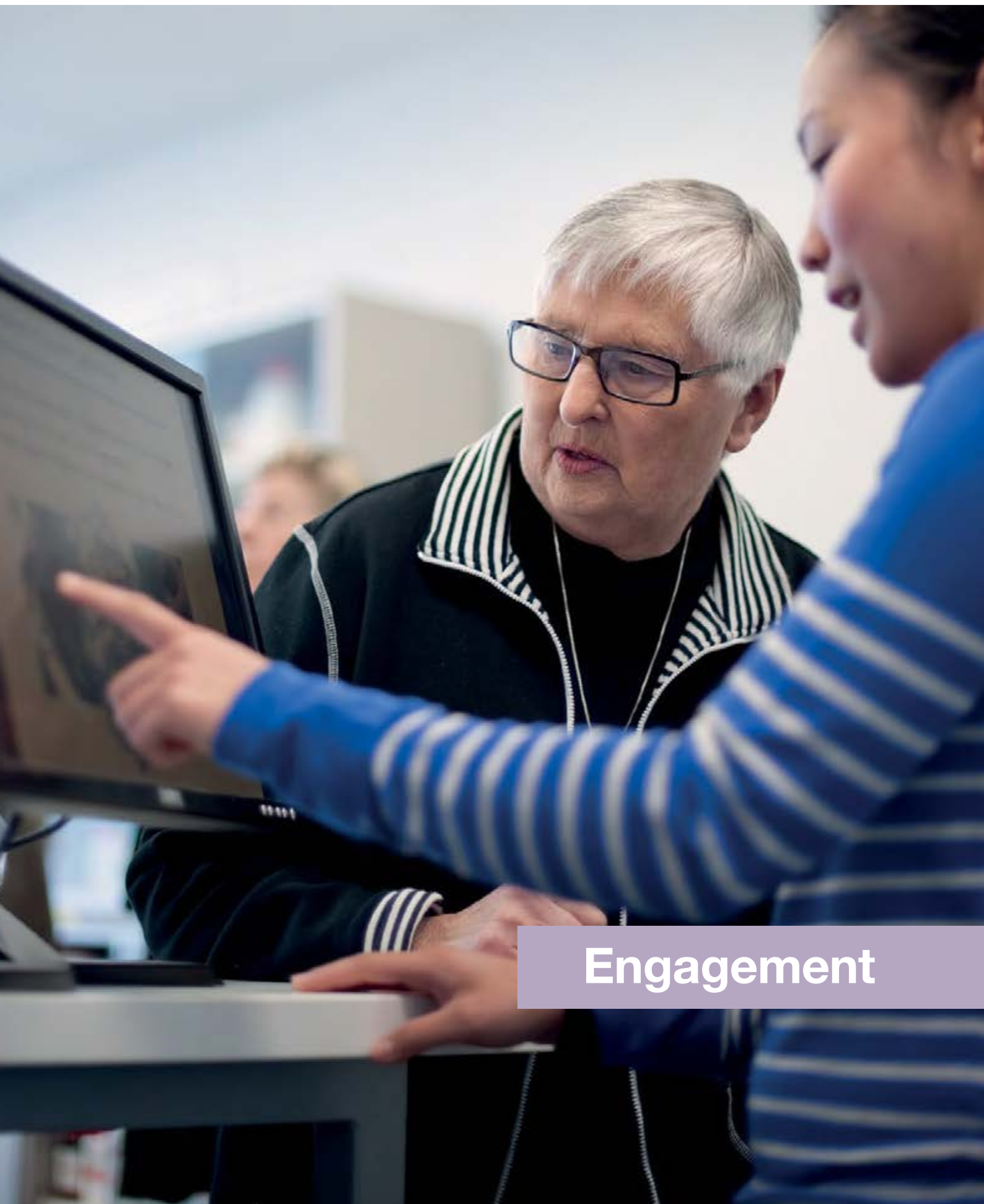
### The institute's other award winners were:

**Best seminar:** The 2011 Seminar Prize was awarded to **Dr Ingela Vikstrom** from the Immunology division for her presentation, 'Resolving the stage-specific contribution of the anti-apoptotic proteins to humoral immunity'.

**Best student seminar:** The Student Seminar Prize went to PhD student **Mr Oliver Clarke** from the institute's Structural Biology division for his presentation, 'Domain reorientation and rotation of an intracellular assembly controls conduction in a Kir potassium channel'.

**Art in Science Prize:** **Ms Jie Zhou**, an honours student from the institute's Immunology division, won the 2011 Art in Science Prize for her image, *Siblings on Reflection*, showing the symmetry of immune cell fates.

**Mr Denis Quilici** received an award for 40 years of service to the institute. Eight staff were recognised for 25 years service to the institute: **Ms Janice Coventry, Mrs Joan Curtis, Mr Alf Mele, Mrs Brigitte Mesiti, Mr Steven Mihajlovic, Mr Gaetano Naselli, Ms Julie Stanley, Mr Malcolm Williamson.**



## Engagement

Dr Erinna Lee (right) with a discovery tour participant from the Ashburton Probus Club.

# Engagement

**The institute is committed to establishing and maintaining awareness and community dialogue about health, medical research and innovation, and the value these offer all Australians.**

Our staff and students have participated in a range of activities aimed at reaching these goals, including giving presentations to community groups, hosting laboratory tours, holding positions on scientific boards, organising conferences and participating in the institute's Open Days.

The institute's community encompasses school students, donors and bequestors, politicians, colleagues, collaborators, and the public. This year, we welcomed many donors, school groups and organisational representatives to the institute. Throughout the year, these groups toured the laboratories, attended research briefings hosted by our scientific staff, and took part in fundraising activities. We also launched the Walter and Eliza Hall Society to recognise and thank those people who have indicated their intent to leave a gift to the institute in their will.

In 2012 the institute participated in an exhibition organised by the Bio21 Cluster to showcase Victoria's proud scientific achievements. The Bio21 Cluster is a collaborative network of 22 Melbourne institutions, encompassing universities, tertiary health services, medical research institutes, CSIRO and other member-based organisations. The *Innovating for Victoria's Health* exhibition, held at Parliament House in May 2012, has increased awareness of the Bio21 members' contributions to medical research and initiated discussion among Victorian parliamentarians about the value of medical research to the community.

The Discoveries Need Dollars campaign continues to foster conversations about the value of medical research to the Australian community. In 2011, the federal government commissioned a strategic review of the health and medical research sector (the McKeon Review) in response to community concerns about potential funding cuts in the health and medical research sector. Institute staff prepared three submissions: one on behalf of the institute; one on behalf of the institute's Gender Equity Committee; and a third on behalf of the Discoveries Need Dollars campaign. The outcomes of the review are due to be released in the second half of 2012.

WEHI.TV animator Ms Etsuko Uno won the Visual Science Award at New York's Imagine Science Film Festival in October 2011 for her animation *Breast stem cells*. These achievements of this award-winning team have culminated in the creation of a biomedical animation partnership between WEHI.TV, other biomedical animation studios, and Apple to create online educational resources for biology students. The head of WEHI.TV, Mr Drew Berry, was also the successful recipient of an Inspiring Australia grant, with the Garvan Institute of Medical Research and the CSIRO, to help train three new science animators.

In 2012 we initiated the *10 million and counting* campaign to celebrate the contribution of institute researchers to the discovery and development of colony stimulating factors (CSFs). CSFs have been used by more than 10 million cancer patients worldwide to boost their immune systems after chemotherapy or collect stem cells for bone marrow transplants. The initiative aims to expand awareness of our research achievements and establish a community of people who have benefited from this important Australian medical research discovery.

**The Hon Justin Madden at the launch of the *Innovating for Victoria's Health* exhibition at Parliament House.**





## Strategic partners

**The institute's management is committed to establishing and maintaining collaborative links to help us solve research questions relating to cancer, chronic inflammatory diseases and infectious diseases.**

We have a long history of collaborative research into blood cell production and function, with a major focus on stem cells. In November 2011 **Stem Cells Australia** was launched, linking Australia's premier life scientists in a seven-year \$32 million initiative to position Australia as an international hub for stem cell research.

Stem Cells Australia is a collaboration between the Walter and Eliza Hall Institute, The University of Melbourne, Monash University, University of Queensland, University of New South Wales, Victor Chang Cardiac Research Institute, the Florey Institute of Neuroscience and Mental Health and the CSIRO.

Stem Cells Australia will fast-track efforts to understand how stem cells are controlled and maintained, and what properties and signals allow them to develop into any cell type in the body. The initiative brings together Australia's leading experts in bioengineering, nanotechnology, stem cell biology, advanced molecular analysis and clinical research to uncover the fundamental mechanisms involved in stem cell regulation and differentiation. We aim to translate the knowledge gained into new biotechnological and therapeutic applications.

The institute makes research collaborations a high priority and is dedicated to establishing partnerships that allow us to develop our laboratory research into new treatments and diagnostics.

We were one of the founding members of **Cancer Trials Australia**, a leading provider of early-phase cancer clinical trials. Established in 1993, Cancer Trials Australia is a Melbourne-based not-for-profit organisation that helps member investigators evaluate new medicines conceived in their laboratories, in addition to running clinical trials for investigators and research organisations.

Cancer Trials Australia was the local coordinator of a worldwide phase Ia clinical trial of the anti-cancer agent ABT-199 (GDC-0199/RG7601) in patients with chronic lymphocytic leukaemia which began in early 2011. Professor Andrew Roberts, head of the institute's Clinical Translation Centre, was one of the investigators leading the trial.

### Sector-wide collaboration showcases research to Victoria's politicians

**Collaboration has been important to the institute's successes. Over the past several decades many of our collaborators have been based at neighbouring universities, hospitals and medical research institutes.**

In 2001 some of these relationships were formalised when the institute became one of three founding members of the Bio21 Cluster. The cluster was formed to support the development of Victoria's fledgling biotechnology industry. Today it has 22 members from across Melbourne, all working collaboratively to advance health and medical research in Victoria.

A focus of the cluster, and the institute, over the past 12 months has been engaging Victoria's parliamentarians in discussion about the contribution health and medical research has, and will, make to Victoria.

One of the central pillars of this was an exhibition of health and medical research organised by the Bio21 Cluster and held in May 2012 to showcase the strength and value of the sector in Victoria. The institute was one of more than 70 organisations represented through displays that profiled the economic benefits the sector has brought to Victoria, the discoveries that have saved and improved lives and the contribution our scientists have made to Victoria's global profile.

The exhibition was held in Queens Hall, Parliament House, during a parliamentary sitting week, ensuring maximum exposure to Victoria's politicians. The exhibition is now being seen by a broader audience, with the displays featuring at venues across Victoria.

Victorian Minister for Innovation, Services and Small Business, The Hon Louise Asher, spoke at the launch of the *Innovating for Victoria's Health* exhibition at Parliament House.



## Scientific and medical community

**Many of the institute's researchers contribute to the scientific and medical community both nationally and internationally. One such contribution is serving on conference organising committees. Throughout the year five conferences were organised by institute staff, with a total of 783 delegates attending.**

In October 2011, the Malaria in Melbourne meeting was held to facilitate the development of collaborative links among young researchers from various institutes, strengthening the common goal to develop new ways to control malaria. Institute scientists Dr Alyssa Barry (co-chair) and Dr Melanie Rug were on the organising committee, which held a successful conference for 150 young malaria researchers. Also in October 2011, Professor Mike Lawrence chaired the organising committee for the IGF-Oz conference, which brought together Australian researchers interested in the IGF (insulin-like growth factor) system and related proteins in development and disease. Eighty delegates attended this two-day meeting.

Dr Arthur Hsu from the institute's Bioinformatics division chaired the organising committee for the BioInfoSummer Symposium. This week-long meeting was held in December 2011 and introduced 107 students and early-career researchers from mathematical and biological sciences to state-of-the-art bioinformatics research. Institute scientists were also involved in the Computational Immunology conference in April 2012. Dr Cameron Wellard (chair) and Professor Phil Hodgkin were part of the organising committee, which brought together 30 practitioners from overseas and interstate to present their latest research and apply new techniques to important problems in immunology.

Institute researchers also contribute to the scientific and medical community by serving on review panels, boards and committees, undertaking editorial work for scientific and medical journals, conference organisation and attendance, and involvement with biotechnology, clinical advisory groups and public health programs. A full list of staff service to the scientific and medical community can be found on the CD that accompanies this annual report.

**The week-long BioInfoSummer Symposium featured the latest state-of-the-art bioinformatics research.**




## Championing malaria on the global stage

Continuing its tradition of championing malaria research on the global stage, the Walter and Eliza Hall Institute again played principal host to the quadrennial **Molecular Approaches to Malaria (MAM)** international conference.

MAM2012 took place in Lorne, Victoria, on 19-23 February 2012. The conference was chaired by Dr Jake Baum from the institute's Infection and Immunity division and Dr Kevin Saliba from the Australian National University. More than 400 delegates registered with more than half travelling from overseas, including many from regions where malaria remains a major human health problem. Conference speakers gave 62 scientific talks, and the science presented crossed all disciplines, all scales of investigation and every facet of the parasite lifecycle and malaria disease.

The conference heralded an era that places this major global disease centre-stage for biomedical science. By bringing the world's experts in malaria and parasitic disease to Australia every four years, the MAM conferences continue to take the lead in showcasing how science is tackling one of mankind's greatest diseases.

**MAM 2012** MOLECULAR APPROACHES TO MALARIA  
CONFERENCE 19-23 FEBRUARY 2012  
LORNE ♦ VICTORIA ♦ AUSTRALIA



## Charting the course of Australian health and medical research into the next decade

In 2011, the federal government commissioned a strategic review of health and medical research in Australia.

The government announced the review in the aftermath of widespread community concern that funding of health and medical research would be cut in the May 2011 federal budget.

Institute director Professor Doug Hilton prepared a submission to the review on behalf of the Walter and Eliza Hall Institute. The submission highlighted the significant contributions Australian researchers have made to improving health and wellbeing, and outlined the challenges facing the medical research sector in the next decade. Many institute staff and students also made individual contributions to the review.

Professor Hilton said the review was necessary to ensure that Australia's health and medical research efforts were optimised in the next decade. "Australia is fortunate to have a fantastic pool of talent and significant infrastructure committed to health and medical research," Professor Hilton said. "We look forward to the McKeon Review providing a 'road map' that ensures these resources are best applied to improve the health of Australians."

The review, chaired by 2011 Australian of the Year Mr Simon McKeon AO, will recommend a 10-year plan for health and medical research in Australia, proposing how the sector can best address Australia's future health needs, and ways that government funding and policy can be used to strengthen Australian health and medical research.

Institute staff also prepared a submission to the McKeon Review from the Gender Equity Committee and another on behalf of the Discoveries Need Dollars campaign, which has been run by the institute since February 2011. The review is expected to make its recommendations to the government in late 2012.



The institute's submissions to the federal government-commissioned McKeon Review.



## Public engagement

### More than 1000 people visited the institute in 2011-12 as part of the institute's public engagement program.

The institute has a strong commitment to sharing its medical research discoveries with the community. Two public lectures were held during the year, with more than 450 attendees, a 40 per cent increase in attendance from 2010-11.

In February 2012, Professor Rob Sutherland from the Garvan Institute of Medical Research gave a presentation on the latest in biology, biomarkers and therapeutic targets in breast cancer research. In May 2012, a public lecture on developing non-dietary treatments for coeliac disease was presented by Dr Bob Anderson, honorary associate of the institute and chief scientific and medical officer of ImmusanT Inc; Ms Leslie Williams, president and chief executive officer of ImmusanT Inc; and Dr Evan Newnham, director of Angliss Hospital. The lecture outlined the development and progress of Nexvax2®, a potential therapeutic vaccine for coeliac disease.

The institute's discovery tours are an opportunity for the public to visit our laboratories, meet our scientists and learn about our many discoveries. In 2011-12, 75 of our scientists volunteered their time to showcase their research at the institute, and more than 650 people attended the 26 tours which were held throughout the year. These tours consisted of both public and private groups and included school students, Probus and community groups, and partner and business organisations. Thirteen schools attended our discovery tours, including students from John Monash Science School, Nagle College, Rosehill Secondary School, Scotch College and Woodleigh School.

In June 2012, more than 380 Year 7-10 students from 44 schools attended a lecture at the institute by Nobel laureate Professor Elizabeth Blackburn. Professor Blackburn inspired the students with her story of the passion, struggles and successes along her scientific journey.

As part of the CSIRO *Scientists in Schools* program, six institute scientists partnered with schools to engage and motivate students in their learning of science. The schools included Wesley College, Our Lady of Victories and Mill Park Primary School. Our students also volunteered their time at the Gene Technology Access Centre as part of the *Insights into Medical Research* day in June. They undertook experiments with 60 Year 9 students from schools such as Norwood Secondary College, Assumption College and University High School. Our students also gave career talks, emphasising the diversity of careers in biomedical research.

Students from Scotch College on a discovery tour of the institute.



## Supporting talented school students

**Encouraging school students of all ages to explore and develop their passion for science is a critical part of the Walter and Eliza Hall Institute's community outreach and engagement program.**

The institute has proudly supported the Science Talent Search, run by the Science Teachers' Association of Victoria, since 2001. In 2011 our sponsorship provided more than 30 bursaries that were awarded to students across a range of categories.

The Science Talent Search is open to all primary and secondary school students in Victoria. Students prepare essays, conduct experiments, take photographs, design posters and create videos for the judges' consideration.

Among the winners of the institute's bursaries in 2011 were Jessica Jong and Nhu Quynh Quach from Santa Maria College. Jessica and Nhu won a bursary for their scientific poster titled 'Drugs As Friends & Foes'.

Mr Jules Nisperos, a Year 8 student from Caroline Chisholm Catholic College, was awarded a bursary for his experimental research report titled 'Is it safe for my teeth?'. Jules examined the effect of applying different colas to animal bone, and concluded that one

cola in particular had a markedly heavier impact on bone disintegration.

Jules said he encountered many challenges working on his project and was on the verge of giving up. "My parents encouraged me to finish what I had started," he said. "I spent many hours experimenting at the school's laboratory after school, many days of the school holidays continuing my experiments at home and many nights typing up my experimental report.

"My teachers said this was the first time that a student from my school had received an award from this prestigious competition. My parents, teachers and I were extremely proud and excited once we knew that my entry had won a minor bursary."

**Jessica Jong (left) and Nhu Quynh Quach from Santa Maria College display their poster 'Drugs As Friends & Foes'.**



## WEHI.TV animation wins New York award

**In October 2011, a biomedical animation of breast stem cells and breast development was screened at New York's Imagine Science Film Festival. The animation, created by WEHI.TV's Ms Etsuko Uno and Mr Drew Berry, won the festival's Visual Science Award.**

The animation depicts breast stem cells and their role in producing breast milk during pregnancy. Breast stem cells were discovered by researchers in the institute's ACRF Stem Cells and Cancer division, and have been implicated in the development of certain types of breast cancer.

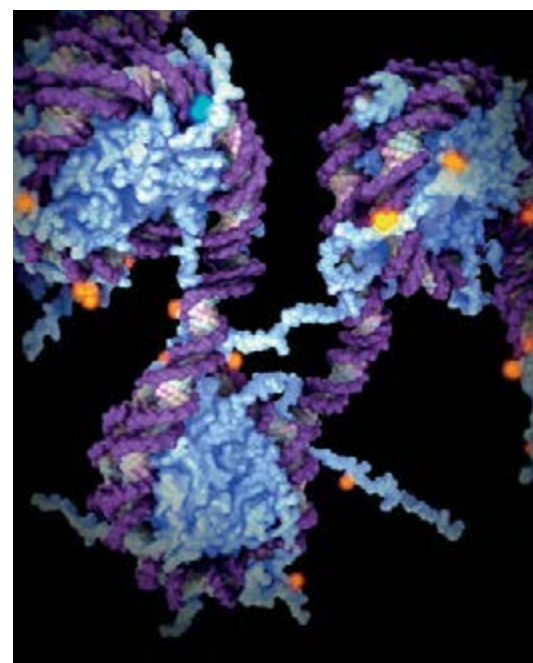
Ms Uno said she was thrilled to receive the award. "It is great to see our film recognised for its ability to depict highly complex biological processes in an accurate and visually appealing way for the general public," she said.

WEHI.TV's latest animation, *X Inactivation and Epigenetics*, was launched at the Walter and Eliza

Hall Institute annual general meeting in October 2011. X inactivation is a vital process that occurs in all DNA-containing cells of the female body. It is also an important research model and tool for studying epigenetics. The animation has attracted almost 7000 views on YouTube.

We continue to receive a large number of requests for the animations from media, science institutes, art galleries, schools and students. Visits to the WEHI.TV YouTube channel *WEHIImovies* have risen by 150 per cent in the past year.

Also in the past year, Mr Berry and Ms Uno have joined a partnership between E. O. Wilson's Biodiversity Foundation and Apple to create scientifically accurate animations for use in a digital textbook called *Life on Earth* for students in kindergarten through to late high school. Mr Berry also created an animation for well-known singer and artist Björk for the song *Hollow*.



**A still from the WEHI.TV animation *X Inactivation and Epigenetics*.**



## GTAC: The Gene Technology Access Centre

**GTAC is a specialist science education centre with a focus on engaging students, teachers and the broader community in cell and molecular biology.**

Collaboration between the Walter and Eliza Hall Institute, The University of Melbourne, University High School and the Victorian Government's Department of Education and Early Childhood Development, enables the centre to deliver programs that immerse students and their teachers in contemporary science investigations. More than 11,000 school students participated in GTAC programs this year, supported by PhD scientists who mentor and inspire small groups of students while demystifying science.

Specialist GTAC programs in 2012 facilitated student and teacher interaction with prominent scientists such as Sir Gustav Nossal and Professor Phil Hodgkin who presented historical and contemporary perspectives on disease and immunology, Dr David Piedrafita who revealed the amazing world of parasites, and Professor Tony Bacic and Professor Bronwyn Kingwell who provided insights into carbohydrates and our health.

During the year GTAC launched a new DNA barcoding program in which students extract and amplify DNA for sequencing and analysis. GTAC staff and scientists also visited primary schools, facilitating investigations for 2500 students in the fields of forensic microscopy, genetics and the environment.

New GTAC director Ms Jacinta Duncan described the GTAC model as a state treasure. "We have a highly qualified education staff dedicated to designing programs that enhance student engagement in contemporary science working alongside our 70-plus scientist mentors," Ms Duncan said. "These mentors are engaging students in real science and opening pathways to a career in science. The ongoing support provided by the Walter and Eliza Hall Institute and other research institutes in the Bio21 precinct is invaluable to our success."

High school students from Penola Catholic College participating in the GTAC program.



## Australian politicians visit the institute

**The Walter and Eliza Hall Institute benefits greatly from Victorian and Australian Government support of medical research.**

We were delighted to welcome a number of state and federal politicians to the institute over the past year. They toured the facilities and met with our researchers to learn more about their work.

Our guests in 2011-12 included former speaker of the House of Representatives, Mr Harry Jenkins MP, and Mr Kelvin Thomson MP, Federal Member for Wills.

Mr Harry Jenkins MP (left), Federal Member for Scullin and former speaker of the House of Representatives, visited the institute's Bundoora campus in 2011 to speak with Dr Kurt Lackovic and other members of the institute's Chemical Biology division. The visit was hosted by the Cancer Therapeutics CRC, of which the institute is a partner.





## Donor and bequestor engagement

**This past year has provided a welcome opportunity for us to cement existing relationships with our supporters in the community while building new ones.**

We have been humbled by the generosity of our supporters, who have donated almost \$6 million to the institute in the past year. In an uncertain financial climate, where competition is intensifying for the limited government funding available for research, this support is more valuable than ever. As we move towards our centenary celebrations in 2015, we hope to build even stronger relationships with our supporters.

The belief our donors and bequestors have shown in us through their ongoing support means a great deal to our scientists and is directly responsible for advancing the institute's research program.

This year we continued the program of research briefings that introduces our supporters to institute scientists. The feedback from our visitors is that they value the chance to see firsthand the work their donations support.

Bequests have been an important and valued support for the institute's scientists over the past 97 years, and we are indebted to past bequestors for their generous choice to support our research. In the past year we have established the Walter and Eliza Hall Society to recognise those members of the community who have indicated that they wish to leave a gift to the institute in their will, and give them the opportunity to attend briefings and events at the institute.

For those donors who are unable to visit us due to distance or other restraints we extend our thanks, and hope to be able to welcome you to the institute in the coming years.

### Official launch of the Walter and Eliza Hall Society

**Institute director Professor Doug Hilton hosted the launch of the Walter and Eliza Hall Society in April 2012, on the 97th birthday of the institute.**

The society is named in recognition of Walter and Eliza Hall. Following the death of Walter Hall in 1911, his widow Eliza set up a charitable trust to benefit the community, using part of his estate. An early grant made by the trust established the Walter and Eliza Hall Institute of Medical Research.

The Walter and Eliza Hall Society is a special events program giving bequestors unique opportunities to hear about recent research developments from our key scientists.

Professor Hilton said the society was a way for the institute community to thank those who have indicated their intention to leave a gift to the institute in their will.

"The society acknowledges the vital contribution bequestors have made to the institute's development over the past 97 years," he said. "The gift they have made in their wills to our medical research is a wonderful gesture which

provides hope for the development of new and better treatments that will have a real impact on human health."

**Institute director Professor Doug Hilton speaking at the launch of the Walter and Eliza Hall Society.**



## Breakfast with the Cure Cancer Australia Foundation and Can Too

In June 2012 institute director Professor Doug Hilton had the pleasure of hosting a 'meet the researchers' breakfast for the Cure Cancer Australia Foundation and its major fundraising arm, Can Too.

Each year Cure Cancer Australia chooses one institute in each state to showcase to their supporters and donors. We were delighted to be the Victorian host in 2012.

Cure Cancer Australia provides funding for early-career medical researchers around Australia. Institute researchers Dr Ashley Ng and Dr Rachael Rutkowski have both benefited from this funding and, with Associate Professor Clare Scott, were at the breakfast to meet the supporters, talk about their research, and host tours of the laboratories.

During the tours the Cure Cancer Australia and Can Too supporters met with Professor Don Metcalf, renowned for leading the research team that discovered colony stimulating factors (CSFs). CSFs have helped more than 10 million people worldwide recover from their cancer treatments.



Professor Hilton said it was a pleasure to welcome the supporters to the institute. "The support of groups such as Cure Cancer Australia and Can Too provides financial security for our early-career researchers as they pursue their research goals," he said. "This sort of support is vital if young researchers are to produce a body of work on which to firmly establish their research careers."

Cure Cancer Australia and Can Too staff and supporters, along with the eye-catching Can Too Panda and Walter and Eliza Hall Institute researcher Dr Ashley Ng.

## Institute researchers raise money in World's Greatest Shave

**The Leukaemia Foundation has been a great supporter of medical research at the Walter and Eliza Hall Institute, providing funding for many of our research staff from students to senior researchers.**

For many years, institute staff have participated in the Leukaemia Foundation's World's Greatest Shave, an annual event in which people shave or colour their hair to raise money for people with blood cancers such as leukaemia, lymphoma and myeloma. The money is used by the Leukaemia Foundation to provide free services for people with blood cancers and to fund their multi-million dollar research investment each year.

Thirteen staff members took part in the World's Greatest Shave on Thursday 15 March 2012, including both research and support service staff. The team raised \$12,500 for the Leukaemia Foundation, the 11th highest amount of money raised by a team in Tasmania and Victoria.

This year's team was led by PhD student Ms Hannah Vanyai, who said she was proud to take part in the

fundraising event. "My hair was so long – more than 70 centimetres – so I thought it would be great to raise money for the World's Greatest Shave and donate my hair to make wigs for people who are undergoing chemotherapy," she said. "This fundraising venture is very personal on two levels: at work I see the amazing research that can be done with funding from events like the World's Greatest Shave, and a dear friend of mine is also a leukaemia survivor."

The institute team that participated in the 2012 World's Greatest Shave. Back row (from left): Mr Nicholas Lim, Dr Doug Fairlie, Mr Ashod Kherlopian and Mr Stanley Lee. Middle row (from left): Ms Catherine McLean, Ms Hannah Vanyai, Mr Greg Menzies, Ms Leila Varghese and Ms Alice Robinson. Front row (from left): Mr Marco Evangelista and Mr Milon Pang. Not pictured: Mr Chris Evans and Dr Martin O'Hely.



# Service to the scientific and wider community

## Service to biotechnology boards, committees and consultancies

**Warren Alexander**, MuriGen  
Therapeutics Scientific  
Advisory Board, Co-chair

**Marie-Liesse Asselin-Labat**,  
Victorian Comprehensive Cancer  
Centre Lung Research Collaborative  
Working Group, Member

**Jonathan Baell**, Bionomics, Consultant

**Melanie Bahlo**, MacTel consortium,  
Scientific consultant

**Gabrielle Belz**, Australian Government  
Gene Technology Technical  
Advisory Committee, Member

**Gabrielle Belz**, CSL Limited, Consultant

**Chris Burns**, YM BioSciences,  
Chief scientific advisor

**Peter Colman**, Bio21 Australia  
Ltd, Alternate board member  
to Professor Doug Hilton

**Lynn Corcoran**, CSL Limited,  
Collaborative research  
project, Project leader

**Ross Dickins**, Victorian Centre for  
Functional Genomics Scientific  
Advisory Committee, Member

**Mark Hinds**, Bio21 NMR Strategic  
Committee, Member

**David Huang**, Bio21 Scientific  
Advisory Council, Council member

**Benjamin Kile**, MuriGen Therapeutics,  
Chief scientific and operating officer

**Michael Lawrence**, Australian  
Association of Medical Research  
Institutes, Proposal advisor for  
the Australian Synchrotron

**Geoff Lindeman**, Australian Cancer  
Research Foundation Medical  
Research Advisory Committee,  
Committee member

**Anthony Papenfuss**, University  
of Melbourne e-Research  
Advisory Group, Member

**Marc Pellegrini**, Cytheris, Inc.,  
Preclinical research advisor

**Louis Schofield**, Ancora  
Pharmaceuticals Inc, Scientific  
Board, Board member

**Clare Scott**, BioGrid Australia,  
Breast Stream, Head

**Clare Scott**, BioGrid Australia  
Management Committee,  
Institute representative

**Clare Scott**, BioGrid Australia,  
Rare Tumour Stream, Head

**Clare Scott**, Melbourne Health Expert  
Scientific Review Panel, Panel member

**Clare Scott**, Melbourne Health  
Research Week committee,  
Institute representative

**Clare Scott**, Victorian Comprehensive  
Cancer Centre Seminar Series  
Committee, Institute representative

**Clare Scott**, Walter and Eliza Hall  
Institute of Medical Research  
Victorian Comprehensive Cancer  
Centre Gynaecologic Oncology  
Research Collaborative, Member

**John Silke**, Cooperative  
Research Centre for Biomarker  
Translation, Project leader

**John Silke**, Scientific Advisory  
Board, TetraLogic Pharmaceuticals,  
Pennsylvania, Board member

**John Silke**, Victorian Comprehensive  
Cancer Centre Education and  
Training Committee, Member

**Gordon Smyth**, Australasian Genomic  
and Associated Technologies  
Association (AMATA), President

**Gordon Smyth**, Australasian  
Genomic and Associated  
Technologies Association  
(AMATA), Committee member

**Terry Speed**, Bionovo Scientific  
Advisory Board, Board member

**Terry Speed**, Pathwork  
Diagnostics Scientific Advisory  
Board, Board member

**Terry Speed**, Veracyte Inc Scientific  
Advisory Board, Board member

**Andreas Strasser**, Genentech,  
Inc., Consultant

**Andreas Strasser**, Pfizer Inc., Consultant

**Andreas Strasser**, Walter and Eliza Hall  
Institute/The Royal Melbourne Hospital  
Clinical Advisory Group, Member

**Ian Street**, Children's Cancer Institute  
Australian Drug Discovery Scientific  
Advisory Board, Board member

**Ian Street**, New South Wales  
Cancer Institute Research Review  
Committee, Committee member

**David Tarlinton**, CSL Limited, Consultant

**David Tarlinton**, Ozgene  
Pty Ltd, Consultant

**Jason Tye-Din**, ImmusanT,  
Inc., Consultant

**Jason Tye-Din**, Nexpep  
Pty Ltd, Consultant

**David Vaux**, Scientific Advisory  
Board, Mochtar Riady  
Institute of Nanotechnology,  
Indonesia, Board member

**David Vaux**, Scientific Advisory  
Board, TetraLogic Pharmaceuticals,  
Pennsylvania, Board member

**Jane Visvader**, Cancer Council  
Victoria Medical and Scientific  
Committee, Member

**Jane Visvader**, International Society  
for Stem Cell Research, Translational  
Science Advisory Committee, Member

**Jane Visvader**, National Breast  
Cancer Foundation Research  
Advisory Committee, Member

## Service on clinical working or advisory boards

**Warren Alexander**, Children's  
Cancer Institute Australia Scientific  
Advisory Board, Member

**Phil Hodgkin**, Bio21 Cluster  
Scientific Advisory Council,  
Institute representative

**Phil Hodgkin**, RMIT Biomedical Science  
Program Advisory Committee, Member

**Benjamin Kile**, Australian Cancer  
Research Foundation Translational  
Haematology Laboratory  
Management Committee, Member

**Geoff Lindeman**, Australian  
Cancer Research Foundation  
Centre for Therapeutic Target  
Discovery, Clinical director

**Geoff Lindeman**, Australian New  
Zealand Breast Cancer Trials  
Group, Board member

**Geoff Lindeman**, Australian New  
Zealand Breast Cancer Trials Group  
Scientific Advisory Committee, Member

**Geoff Lindeman**, Department of  
Health Implementation Committee  
for the Victorian Family Cancer  
Genetics Service, Member

**Geoff Lindeman**, Implementation  
Committee for the Royal Melbourne  
Hospital Familial Cancer Centre, Chair

**Geoff Lindeman**, Kathleen Cunningham  
Foundation Consortium for  
Research into Familial Breast Cancer  
(kConFab), Committee member



**Geoff Lindeman**, Kathleen Cunningham Foundation Consortium for Research into Familial Breast Cancer (kConFab) Executive, Member

**Geoff Lindeman**, Melbourne Health Clinical Advisory Group for Victorian Comprehensive Cancer Centre, Member

**Geoff Lindeman**, Melbourne Health Research Advisory Group for Victorian Comprehensive Cancer Centre, Member

**Geoff Lindeman**, Melbourne Health Tissue Bank Implementation Committee, Chair

**Geoff Lindeman**, New South Wales Breast Cancer Tissue Bank Scientific Advisory Panel, Member

**Geoff Lindeman**, Royal Melbourne Hospital Familial Cancer Centre, Director

**Geoff Lindeman**, Sanofi-Aventis International Steering Committee for Sanofi-Aventis PARP inhibitor (BSI-201) Study TCD11418, Member

**Geoff Lindeman**, Victorian Cancer Biobank Consortium Committee, Member

**Geoff Lindeman**, Victorian Comprehensive Cancer Centre Research Advisory Group - Tissue Bank Subcommittee, Chair

**Geoff Lindeman**, Victorian Comprehensive Cancer Centre Working Party - Research, Member

**Geoff Lindeman**, Victorian Cooperative Oncology Group, Genetics Advisory Committee, The Cancer Council Victoria, Member

**Kylie Mason**, Victorian Comprehensive Cancer Centre Emergency Admissions Committee, Member

**Ivo Mueller**, Papua New Guinea National Malaria Control program, Temporary advisor

**Ivo Mueller**, World Health Organisation Expert Group on Malaria Rapid Diagnostic Tests, Temporary advisor

**Ivo Mueller**, World Health Organisation Malaria Vaccine Advisory Committee, Temporary advisor

**Marc Pellegrini**, National Centre in HIV Epidemiology and Clinical Research, Combined Working Group in Immunotherapies, Consultant

**Clare Scott**, Australia & New Zealand Breast Cancer Trials Group Scientific Advisory Committee, Expert consultant

**Clare Scott**, BioGrid Australia Scientific Advisory Committee, Member

**Clare Scott**, Clinical Trials Australia (CTA) Breast Stream, Principal investigator

**Clare Scott**, Clinical Trials Australia (CTA) Gynaecologic Tumour Stream, Principal investigator

**Clare Scott**, Clinical Trials Australia (CTA) Phase I Trials Group, Clinical advisor

**Clare Scott**, Kathleen Cunningham Consortium Foundation for Research in Familial Breast Cancer (kConFab) Translational Research Committee, Member

**Clare Scott**, Victorian Consensus Data Sets Committee, Member

**Jason Tye-Din**, Coeliac Australia Clinical Advisory Committee, Chair

**Jane Visvader**, Kathleen Cunningham Foundation Consortium for Research into Familial Breast Cancer (kConFab) review committee, Member

## Service to editorial boards

**Jerry Adams**, Genes & Development, Member

**Jerry Adams**, Oncogene, Member

**Jerry Adams**, Proceedings of the National Academy of Sciences of the United States of America, Invited editor

**Warren Alexander**, Growth Factors, Editorial board member

**Jonathan Baell**, Future Medicinal Chemistry, Editorial board member

**Melanie Bahlo**, Faculty of 1000, Medical Genetics, Associate editor

**Melanie Bahlo**, Statistical Applications in Genetics and Molecular Biology, Associate editor

**Alyssa Barry**, The Open Parasitology Journal, Member

**Jacob Baum**, Frontiers in Microbiology, Review editor

**Jacob Baum**, Malaria Journal, Editorial board member

**Gabrielle Belz**, Frontiers in Immunology - Immunological Memory, Editorial board member and guest editor

**Gabrielle Belz**, Immunology and Cell Biology, Editor-in-Chief

**Philippe Bouillet**, Cell Death & Differentiation, Associate editor

**Philippe Bouillet**, Apoptosis, Associate editor

**Mark Chong**, MicroRNAs in Diabetes and Obesity, Editorial advisory board member

**Suzanne Cory**, Proceedings of the National Academy of Sciences of the United States of America, Review editor

**Alan Cowman**, Science, Board of reviewing editors

**Paul Ekert**, BioMedCentral Cancer, Associate editor

**Paul Ekert**, Cell Death & Disease, Editorial board member

**Daniel Gray**, Frontiers in Immunology, Editorial board member

**Diana Hansen**, ISRN Parasitology, Editorial board member

**Len Harrison**, Current Diabetes Reports, Editorial board member

**Len Harrison**, Diabetes Metabolism Reviews, Editorial board member

**Len Harrison**, Diabetes nutrition and metabolism, Associate editor

**Len Harrison**, Diabetes prevention and therapy, Editorial board member

**Len Harrison**, Diabetes research and clinical practice, Editorial board member

**Len Harrison**, Human Vaccines and Immunotherapeutics, Associate editor

**Len Harrison**, International Journal of Experimental Diabetes Research, Editorial board member

**Len Harrison**, Journal of Autoimmunity, Editorial board member

**Len Harrison**, Molecular Medicine, Contributing editor

**Len Harrison**, Pediatric diabetes, Editorial board member

**Mark Hinds**, Journal of Biological Chemistry, Editor

**Phil Hodgkin**, Frontiers in B Cell Biology, Editorial board member

**Phil Hodgkin**, Immunology and Cell Biology, Editorial board member

**David Huang**, Cell Death & Differentiation, Editorial board member

**David Huang**, Cell Death & Differentiation News & Commentaries Network, Editorial board member

**David Huang**, Cell Death & Disease, Editorial board member

**David Huang**, Molecular & Cellular Pharmacology, Editorial board member

**Nick Huntington**, Clinical and Translational Immunology, Editorial board member

**Eugene Kapp**, Journal of Proteomics & Computational Biology, Member

**Eugene Kapp**, Molecular and Cellular Proteomics, Member

**Ruth Kluck**, Cell Death & Disease, Member

**Michael Lawrence**, Frontiers in Molecular and Structural Endocrinology, Associate editor

**Andrew Lew**, Frontiers in Molecular Antigen Presenting Cell Biology, Editorial board member

**Geoff Lindeman**, Growth Factors, Member

**Geoff Lindeman**, Journal of Mammary Gland Biology and Neoplasia, Member

**Geoff Lindeman**, Stem Cell Research, Member

**Seth Masters**, Dataset Papers in Cell Biology, Editorial board member

**Seth Masters**, Frontiers in Inflammation, Editorial review board

**Seth Masters**, The Open Inflammation Journal, Editorial board member

**Donald Metcalf**, Cell Cycle, Editorial board member

**Donald Metcalf**, International Journal of Hematology, Editorial board member

**Donald Metcalf**, Leukemia, Editorial board member

**Donald Metcalf**, Stem Cells, Editorial board member

**Ivo Mueller**, PLoS Medicine, Academic Editor

**Ivo Mueller**, PLoS One, Editor

**Nicos Nicola**, Growth Factors, Editorial board member

**Nicos Nicola**, Open Biotechnology, Editorial board member

**Nicos Nicola**, Principle Investigator Advisor, Editorial board member

**Nicos Nicola**, Stem Cells, Editorial board member

**Nicos Nicola**, Technology Transfer Tactics, Editorial board member

**Stephen Nutt**, F1000 Research, Editorial board member

**Stephen Nutt**, Frontiers in Immunological Memory, Editorial board member

**Stephen Nutt**, Frontiers in NK Cell Biology, Editorial board member

**Stephen Nutt**, Immunology and Cell Biology, Editorial board member

**Marc Pellegrini**, Clinical and Translational Immunology, Editorial board member

**Marc Pellegrini**, F1000 Research, Editorial board member

**Louis Schofield**, Cellular Microbiology, Editorial board member

**Ken Shortman**, Frontiers in Molecular Antigen Presentation, Review editor

**Ken Shortman**, International Immunology, Executive editor

**John Silke**, Cell Death & Differentiation, Editorial board member

**John Silke**, Open Cell Signalling Journal, Editorial board member

**Gordon Smyth**, BioMedCentral Bioinformatics, Editor (Transcriptomics)

**Terry Speed**, Australian and New Zealand Journal of Statistics, Editorial board member

**Terry Speed**, Journal of Computational Biology, Editorial board member

**Andreas Strasser**, Cell Death & Differentiation, Associate editor

**Andreas Strasser**, Current Opinion in Immunology, Associate editor

**Andreas Strasser**, Genes to Cells, Associate editor

**Andreas Strasser**, International Journal of Molecular Medicine, Associate editor

**Andreas Strasser**, Journal of Cell Biology, Associate editor

**Andreas Strasser**, Journal of Experimental Medicine, Associate editor

**Andreas Strasser**, Protein Reviews on the Web, National Institutes of Health, Reviewer

**Andreas Strasser**, University of California, San Diego Nature Signaling Gateway Molecule Pages, Member

**Robyn Sutherland**, Molecular Immunology, Invited reviewer

**David Tarlinton**, Faculty of 1000, Editorial board member

**David Tarlinton**, Frontiers in Immunology, Review editor

**David Tarlinton**, Immunology and Cell Biology, Editorial board member

**David Tarlinton**, Immunology Letters, Editorial board member

**David Tarlinton**, International Immunology, Transmitting editor

**Tim Thomas**, PLoS One, Editorial board member

**David Vaux**, Apoptosis, Editorial board member

**David Vaux**, Cancer Medicine, Editorial board member

**David Vaux**, Cell Death & Differentiation, Editorial board member

**David Vaux**, Disease Models and Mechanisms, Editorial board member

**David Vaux**, EMBO Reports, Editorial board member

**Jane Visvader**, Breast Cancer Research, Editorial board member

**Jane Visvader**, Cancer Cell, Editorial board member

**Jane Visvader**, Cancer Research, Senior editor

**Jane Visvader**, Cell Stem Cell, Editorial board member

**Jane Visvader**, Molecular Oncology, Editorial board member

**Li Wu**, Molecular and Cellular Immunology, Editorial board member

## Service to learned scientific societies

**Jerry Adams**, Australian Society of Biochemistry and Molecular Biology Awards Committee, Member

**Jerry Adams**, Australian Society of Biochemistry and Molecular Biology National Advisory Council, Member

**Mark Chong**, Immunology Group of Victoria, Institute representative

**Lynn Corcoran**, American Association of Immunologists, Member

**Lynn Corcoran**, Australasian Society for Immunology, Member

**Lynn Corcoran**, National Association of Research Fellows, Member

**Suzanne Cory**, Australian Academy of Science, President

**Alan Cowman**, Australian Academy of Science Sectional Committee, Member

**Grant Dewson**, Faculty of 1000, Associate member

**Diana Hansen**, Victorian Infection and Immunity Network Executive Committee, Member

**Susanne Heinzel**, Australasian Society of Immunology, Honorary secretary

**Julia Marchingo**, Australasian Society of Immunology, Student representative

**Ivo Mueller**, American Society of Microbiology, Member

**Ivo Mueller**, American Society of Tropical Medicine and Hygiene, Member

**David Tarlinton**, Australasian Society of Immunology, President

**David Vaux**, Australian Academy of Science, Fellow

**David Vaux**, Faculty of 1000, Cellular Death and Stress Responses, Section head

## Service on international committees, councils, boards and foundations, including grant review panels

**Gabrielle Belz**, Health Research Council of New Zealand Grant Reviews, Panel member

**Gabrielle Belz**, Howard Hughes Medical Institute International Review Panel, International Grant Reviews, Panel member

**Gabrielle Belz**, Research Foundation - Flanders (Fonds Wetenschappelijk Onderzoek - Vlaanderen, FWO) Grant Reviews, Panel member

**Gabrielle Belz**, Wellcome Trust UK Grant Reviews, Panel member

**Marnie Blewitt**, Wellbeing of Women UK Grant Reviews, Panel member

**Chris Burns**, Health Research Council of New Zealand Grant Reviews, Panel member

**Sebastian Carotta**, Medical Research Council (UK) Grant Reviews, Panel member

**Peter Colman**, Institute of Biology and Chemistry of Proteins, CNRS, France, Scientific Advisory Board, BCL-2 Family Database, Scientific advisor

**Peter Colman**, International Union of Crystallography (IUCr) Executive Committee, Vice President

**Peter Colman**, Japan Proton Accelerator Research Complex, Macromolecular Crystallography Beamline, International advisor

**Lynn Corcoran**, Swiss Cancer League Grant Review, Panel member

**Suzanne Cory**, BioMedical Science International Advisory Council, Member

**Suzanne Cory**, Cancer Research UK Council Research Strategy Committee, Member

**Suzanne Cory**, Duke-NUS Graduate Medical School, Singapore, scientific advisory board, Board member

**Suzanne Cory**, Francis Crick Institute Science Assessment Panel, Member

**Suzanne Cory**, Gairdner Foundation Medical Advisory Board, Board member

**Suzanne Cory**, Institute of Medical Biology (A\*STAR BMRC) Scientific Advisory Board, Board member

**Suzanne Cory**, International Human Frontiers Science Program Organization Council of Scientists, Council member

**Suzanne Cory**, Leukaemia & Lymphoma Research grant review panel, Member

**Suzanne Cory**, Pasteur Institute, scientific advisory board, Board member

**Suzanne Cory**, University of Auckland Maurice Wilkins Centre for Molecular Biodiscovery Scientific Advisory Board, Board member

**Alan Cowman**, Howard Hughes Medical Institute Early Career Scientist Selection Committee, Member

**Alan Cowman**, World Parasite Foundation, President

**Erika Cretny**, L'Oréal Australia and New Zealand For Women in Science Fellowships, Jury member

**Jacqui Gulbis**, Biotechnology and Biological Sciences Research Council (UK) Grant Reviews, Panel member

**Jacqui Gulbis**, Israeli Science Foundation Grant Reviews, Panel member

**David Huang**, Biomedical Assessing Committee 3 (BMAC) Health Research Council of New Zealand, Panel member

**David Huang**, Cancer Research UK Grant Reviews, Panel member

**David Huang**, Health Research Council of New Zealand Grant Reviews, Panel member

**David Huang**, Health Research Council of New Zealand, Biomedical Assessing Committee, Panel Member

**Eugene Kapp**, Informatics Proteomics Research Group of the Association of Biomolecular Resource Facilities Committee, Member

**Ruth Kluck**, Faculty of 1000, Contributing member

**Geoff Lindeman**, Amgen 2011 Breast Cancer Scientific Advisory Board, Member

**Geoff Lindeman**, Australian New Zealand Breast Cancer Trials Group, Board member

**Geoff Lindeman**, Australian New Zealand Breast Cancer Trials Group, scientific advisory committee, Member

**Geoff Lindeman**, Breast Cancer Foundation - American Association for Cancer Research Grants for Translational Breast Cancer Research Scientific Review Committee, Member

**Geoff Lindeman**, Israeli Science Foundation, Member

**Geoff Lindeman**, Sanofi-Aventis International Steering Committee for Sanofi-Aventis PARP inhibitor (BSI-201) Study TCD11418, Member

**Geoff Lindeman**, Sanofi-Aventis International Steering Committee for Sanofi-Aventis PARP inhibitor (BSI-201) Study TCD11418, Member

**Ivo Mueller**, Fonds zur Forderung der wissenschaftlichen Forschung (FWF - Austrian Science Fund), Panel member

**Ivo Mueller**, Medical Research Council (UK), Panel member

**James Murphy**, Marsden Fund (New Zealand) grant review panel, Member

**Nick Nicola**, Asia-Pacific International Molecular Biology Network, research advisory board, Board member

**Nick Nicola**, Leukaemia & Lymphoma Research (UK) grant review panel, Member

**Stephen Nutt**, Austrian Science Fund Grant Reviews, Panel member

**Stephen Nutt**, European Research Council Grant Reviews, Panel member

**Stephen Nutt**, Foundation for Scientific Research Belgium Grant Reviews, Panel member

**Stephen Nutt**, Institut National de la santé et de la recherche médicale Grant Reviews, Panel member

**Stephen Nutt**, Wellcome Trust (UK) Grant Reviews, Panel member



**Anthony Papenfuss**, The Muscular Dystrophy Campaign Grant Reviews, Panel member

**Louis Schofield**, Australasian College of Tropical Medicine, Convenor

**Clare Scott**, Australia New Zealand Gynaecological Oncology Group (ANZGOG) Annual Scientific Meeting 2012, organising committee, Member

**Clare Scott**, Australia New Zealand Gynaecological Oncology Group (ANZGOG) Annual Scientific Meeting 2013, organising committee, Member

**Clare Scott**, Gynaecologic Cancer Inter-Group, Translational Committee, Member and co-chair

**Clare Scott**, Gynaecologic Cancer Inter-Group, Translational Committee, Member and co-chair

**Clare Scott**, Health Research Council of New Zealand Grant Reviews, Member

**Clare Scott**, Mayo Clinic Rochester, Ovarian Specialized Program of Research Excellence, external advisory board, External advisor

**Clare Scott**, Mayo Clinic Rochester, Ovarian SPORE (Specialized Program of Research Excellence) External Advisory Board, External advisor

**Clare Scott**, The Gynaecological Oncology Research Collaborative of the Victorian Comprehensive Cancer Centre and the European Network for Translational Research in Ovarian Cancer (EUTROC), Symposium on Ovarian Cancer, organising committee, Member

**Wei Shi**, The MicroArray/Sequencing Quality Control Consortium (MAQC/SEQC), Investigator

**Ken Shortman**, International Society for Dendritic Cell and Vaccine Science, scientific advisory committee, Member

**Ken Shortman**, International Union of Immunological Societies Nomenclature of Monocytes and Dendritic Cells in Blood Sub-committee, Member

**Ken Shortman**, National University of Singapore Immunology Program, scientific advisory board, Board member

**John Silke**, Israeli Science Foundation Grant Reviews, Panel member

**John Silke**, Research Foundation Flanders Grant Reviews, Panel member

**Terry Speed**, Cambridge Research Institute, scientific advisory board, Board member

**Terry Speed**, Wellcome Trust Centre for Human Genetics, Oxford, scientific advisory board, Board member

**Andreas Strasser**, Academia Sinica IMB Performance Review Committee, Committee member

**Andreas Strasser**, Dr Josef Steiner Cancer Research Foundation Prize Committee, Advisor

**Andreas Strasser**, Faculty of 1000 Biology Advisory Board, Board member

**Andreas Strasser**, Faculty of 1000 Medical Research Advisory Board, Board member

**Andreas Strasser**, German Science Foundation (DFG Sonderforschungsbereich) Program Grant Assessment Committee, Member

**Andreas Strasser**, Heineken Prize Committee, Advisor

**Andreas Strasser**, Highlights Advisory Panel for Nature Reviews Immunology, Panel member

**Andreas Strasser**, Japanese Society for Promotion of Science, Large Grants Committee, Advisor

**Andreas Strasser**, Marcel Benoist Prize Committee, Advisor

**Andreas Strasser**, MIT Promotions and Recruitment Committee, Advisor

**Andreas Strasser**, The European Research Institute for Integrated Cellular Pathology, International advisory member

**Jason Tye-Din**, Australasian Society of Parenteral and Enteral Nutrition project grant reviews, Panel member

**Jason Tye-Din**, Coeliac Australia, clinical advisory committee, Chair

**David Vaux**, Committee on Freedom and Responsibility in the Conduct of Science (CFRS) of the International Council for Science (ICSU), Member

**Jane Visvader**, Human Genome Organisation Awards Selection Committee, Member

**Jane Visvader**, Stinehart-Reed Awards Selection Committee, Stanford University, Member

## Service on international conference organising committees

**Warren Alexander**, The International Society for Stem Cell Research Tenth Annual Meeting, Abstract reviewer

**Alyssa Barry**, Malaria in Melbourne, Co-chair

**Alyssa Barry**, Molecular Approaches to Malaria, Committee member

**Jacob Baum**, Molecular Approaches to Malaria, Chair

**Diana Hansen**, Molecular Approaches to Malaria, Session chair

**Diana Hansen**, Lorne Infection and Immunity Meeting Organising Committee, Member

**Phil Hodgkin**, 41st Australasian Society of Immunology Annual Scientific Meeting, Member

**Phil Hodgkin**, Quantitative Immunology: Experiments meet modelling program, Kavli Institute for Theoretical Physics, Member

**David Huang**, Cold Spring Harbor Asia: Translational Approaches to Cancer, organising committee, Member

**David Huang**, Lorne Cancer Conference Organising Committee, Member and co-convenor

**David Huang**, New Directions in Leukaemia Research Organising Committee, Member

**Kurt Lackovic**, Australian High Content Screening Group, Co-convenor

**Erinna Lee**, 37th Lorne Conference on Protein Structure and Function, Lorne Protein Conference Program and Organising Committee, Member

**Geoff Lindeman**, 5th PacRim Breast and Prostate Cancer Meeting International Advisory Committee, Member

**Matthew McCormack**, New Directions in Leukaemia Research Organising Committee, Member

**Ivo Mueller**, 4th Vivax Conference, Convener

**Clare Scott**, International Gynecologic Cancer Society (IGCS) 2014, Organising Committee, Member

**John Silke**, 13th International TNF Conferences, Advisory committee

**Andreas Strasser**, 15th International Congress of Immunology Organising Committee, Member

**Andreas Strasser**, 2012 American Association for Cancer Research Annual Symposium, Cell Death Subcommittee of the Molecular and Cellular Biology Section of the Program Committee, Member

**Andreas Strasser**, The 2013 European Molecular Biology Organization Conference on Apoptosis and the Cellular Response to DNA Damage, Co-organiser

**David Tarlinton**, 41st Australasian Society of Immunology Annual Scientific Meeting, Member

**Chris Tonkin**, Molecular Approaches to Malaria, Session facilitator

**Jane Visvader**, American Association for Cancer Research Annual Meeting 2012, Member

**Jane Visvader**, American Association for Cancer Research Breast Cancer Meeting 2013, Co-chair

**Jane Visvader**, Breast Cancer Nobel Symposium, Member

**Jane Visvader**, Lorne Cancer Conference,

**Anne Voss**, Lorne Genome Conference Organising Committee, Member

## Service on national (Australian) committees, councils, boards and foundations, including grant review panels

**Jerry Adams**, Australian Cancer Research Foundation Medical Research Advisory Committee, Member

**Jerry Adams**, John Curtin School of Medical Research, Advisory board member

**Jerry Adams**, National Health and Medical Research Council Academy, Member

**Jerry Adams**, National Health and Medical Research Council Assigner's Academy, Grant review assigner

**Jerry Adams**, National Health and Medical Research Council Project Grants Review Panel, Member

**Warren Alexander**, National Health and Medical Research Council Academy, Member

**Warren Alexander**, National Health and Medical Research Council program grant review panel, Chair and member

**Warren Alexander**, National Health and Medical Research Council Project Grants Review Panel, Chair and member

**Warren Alexander**, The University of Melbourne Cancer Research Domain, Haematological Subdomain, Coordinator

**Warren Alexander**, Victorian Cancer BioBank Consortium Committee, Independent member

**Jeff Babon**, Australian Research Council Grant Review Panel, Member

**Jeff Babon**, National Health and Medical Research Council Project Grants Review Panel, Member

**Jonathan Baell**, National Health and Medical Research Council Project Grants Review Panel, Member

**Melanie Bahlo**, Australian Research Council Grant Review Panel, Member

**Melanie Bahlo**, National Health and Medical Research Council Project Grants Review Panel, Member

**Jacob Baum**, Australian Research Council Grant Review Panel, Member

**Jacob Baum**, Australian Society for Parasitology Grant Review Panel, Member

**Jacob Baum**, Borrowman Trust, Member

**Jacob Baum**, National Health and Medical Research Council Project Grants Review Panel, Member

**Gabrielle Belz**, Australian Research Council Grant Review Panel, Reviewer

**Gabrielle Belz**, National Health and Medical Research Council Academy, Member

**Gabrielle Belz**, National Health and Medical Research Council Project Grants Review Panel, Member

**Marnie Blewitt**, National Health and Medical Research Council Project Grants Review Panel, Member

**Philippe Bouillet**, National Health and Medical Research Council Project Grants Review Panel, Member

**Chris Burns**, Monash University Bachelor of Pharmaceutical Sciences Review Committee, Member

**Chris Burns**, National Health and Medical Research Council Project Grants Review Panel, Member

**Chris Burns**, Royal Australian Chemical Institute Biomolecular Division Committee, Member

**Matthew Call**, Australian Research Council Grants Review Panel, Member

**Melissa Call**, National Health and Medical Research Council Project Grants Review Panel, Member

**Melissa Call**, The Australian Society for Medical Research Judging Panel for the Merck Millipore Award for Medical Research 2011, Member

**Sebastian Carotta**, Australian Research Council Grants Review Panel, Member

**Sebastian Carotta**, National Health and Medical Research Council Project Grants Review Panel, Member

**Peter Colman**, Australian Centre for HIV and Hepatitis Virology Research (ACH2) Scientific Advisory Committee, Member

**Peter Colman**, Australian Research Council Grant Review Panel, Member

**Peter Colman**, Australian Synchrotron Company Limited, Board of directors

**Peter Colman**, Bragg Institute, Australian Nuclear Science and Technology Organisation Advisory Committee, Member

**Peter Colman**, Burnet Institute, Board of directors

**Peter Colman**, National Health and Medical Research Council Project Grants Review Panel, Member

**Peter Colman**, Prime Minister's Prizes for Science Secretariat Scientific Prizes Committee, Member

**Lynn Corcoran**, Australian Research Council OzReader, Reviewer

**Lynn Corcoran**, National Health and Medical Research Council Project Grants Review Panel, Member

**Suzanne Cory**, Australian Synchrotron National Science Colloquium, Committee member

**Suzanne Cory**, Australian Synchrotron National Science Colloquium, Committee member

**Suzanne Cory**, Festival of Ideas 2013 Advisory Group, Member

**Suzanne Cory**, Gene Technology Access Centre Board of Management, Chair

**Suzanne Cory**, L'Oréal Australia For Women in Science Fellowships Selection Committee, Member

**Suzanne Cory**, Rotary Aboriginal and Torres Strait Islander Tertiary Scholarship Selection Committee, Member

**Suzanne Cory**, Royal College of Pathologists of Australasia Faculty of Science Foundation Committee, Member

**Suzanne Cory**, The Global Foundation Advisory Council, Member

**Alan Cowman**, Griffith University Advisory Board, Member

**Alan Cowman**, National Health and Medical Research Council Assigner's Academy, Assigner

**Alan Cowman**, National Health and Medical Research Council Project Grants Review Panel, Member

**Erika Cretney**, National Health and Medical Research Council Project Grants Review Panel, Member

**Erika Cretney**, Victorian Research Fellowships Reference Group (Victorian Government), Member

**Peter Czabotar**, National Health and Medical Research Council Project Grants Review Panel, Member

**Grant Dewson**, Australian Research Council Grants Review Panel, Member

**Grant Dewson**, Undergraduate Research Opportunities Program, Committee member and institute representative

**Sheila Dias**, National Health and Medical Research Council Project Grants Review Panel, Member

**Ross Dickins**, National Health and Medical Research Council Development Grants Review Panel, Member

**Ross Dickins**, National Health and Medical Research Council Project Grants Review Panel, Member

**Paul Ekert**, Leukaemia Foundation Australia Grants Review Panel, Panel member

**Paul Ekert**, Leukaemia Foundation Australia Medical and Scientific Advisory Committee, Committee member

**Paul Ekert**, National Health and Medical Research Council Project Grants Review Panel, Member

**Paul Ekert**, National Health and Medical Research Council Project Grants Review Panel, Member

**Daniel Gray**, National Health and Medical Research Council Project Grants Review Panel, Member

**Jacqui Gulbis**, National Health and Medical Research Council Career Development Fellowship Committee, Panel member

**Jacqui Gulbis**, National Health and Medical Research Council Project Grants Review Panel, Member

**Jacqui Gulbis**, National Health and Medical Research Council Project Grants Review Panel, Member

**Diana Hansen**, National Health and Medical Research Council Project Grants Review Panel, Member

**Diana Hansen**, National Health and Medical Research Council Project Grants Review Panel, Member

**Melinda Hardy**, Macpherson Smith Rural Foundation, Mentor for undergraduate science student

**Len Harrison**, Juvenile Diabetes Research Foundation Grant Reviews, Panel member

**Len Harrison**, National Health and Medical Research Council Academy, Member

**Len Harrison**, National Health and Medical Research Council Project Grants Review Panel, Member

**Susanne Heinzel**, National Health and Medical Research Council Project Grants Review Panel, Member

**Marco Herold**, National Health and Medical Research Council Project Grants Review Panel, Member

**Phil Hodgkin**, National Health and Medical Research Council Academy, Member

**Phil Hodgkin**, National Health and Medical Research Council Project Grants Review Panel, Member

**David Huang**, National Health and Medical Research Council Project Grants Review Panel, Member

**David Huang**, National Health and Medical Research Council Project Grants Review Panel, Member

**David Huang**, South Australian Cancer Research Collaborative Grants Review Panel, Panel member

**David Huang**, South Australian Cancer Research Collaborative Fellowship Review Panel, Member

**Kim Jacobson**, National Health and Medical Research Council Project Grants Review Panel, Member

**Emma Josefsson**, National Health and Medical Research Council Project Grants Review Panel, Member

**Benjamin Kile**, Australian Genome Research Facility, Board member

**Benjamin Kile**, Australian Phenomics Network Executive Management Committee, Chair

**Benjamin Kile**, Heart Foundation Grants Review Panel, Panel member

**Benjamin Kile**, National Health and Medical Research Council Career Development Fellowships Grants Review Panel, Chair

**Benjamin Kile**, National Health and Medical Research Council Community Observers Working Committee, Member

**Benjamin Kile**, National Health and Medical Research Council Project Grants Review Panel, Member

**Benjamin Kile**, National Health and Medical Research Council Research Grants Management System User Reference Group, Member

**Ruth Kluck**, National Health and Medical Research Council Project Grants Review Panel, Member

**Ruth Kluck**, National Health and Medical Research Council Project Grants Review Panel, Member

**Kate Lawlor**, National Health and Medical Research Council Project Grants Review Panel, Member

**Geoff Lindeman**, Australian Cancer Research Foundation Medical Research Advisory Committee, Member

**Geoff Lindeman**, Australian Cancer Research Foundation Medical Research Advisory Committee, Member

**Geoff Lindeman**, National Health and Medical Research Council Project Grants Review Panel, Member

**Geoff Lindeman**, New South Wales Cancer Institute Grants Review Panel, Member

**Matthew McCormack**, Australian Research Council Grants Review Panel, Member

**Matthew McCormack**, National Health and Medical Research Council Project Grants Review Panel, Member

**Matthew McCormack**, National Health and Medical Research Council Scholarships grant review panel, Member

**Lisa Mielke**, National Health and Medical Research Council Project Grants Review Panel, Member



**Ivo Mueller**, National Health and Medical Research Council Project Grants Review Panel, Member

**James Murphy**, Australian Research Council Discovery Grant Scheme, Reviewer

**James Murphy**, National Health and Medical Research Council Project Grants Review Panel, Member

**Thomas Nebel**, National Health and Medical Research Council Project Grants Review Panel, Member

**Nicos Nicola**, Australian Research Council Grants Review Panel, Member

**Nicos Nicola**, Institute for Molecular Biosciences Advisory Board, Member

**Nicos Nicola**, Institute for Molecular Biosciences Scientific Advisory Committee, Chair

**Nicos Nicola**, Kathleen Cunningham Consortium Foundation for Research in Familial Breast Cancer (kConFab) Appeals Committee, Member

**Nicos Nicola**, National Health and Medical Research Council Project Grants Review Panel, Member

**Nicos Nicola**, National Health and Medical Research Council Review of Development Grants Funding Scheme Outcomes Steering Committee, Member

**Nicos Nicola**, Victorian Comprehensive Cancer Centre Research Advisory Committee, Member

**Nicos Nicola**, Virtual Pharma, Member

**Stephen Nutt**, Australian Research Council Grants Review Panel, Member

**Stephen Nutt**, Diabetes Australia Research Trust Grants Review Panel, Member

**Stephen Nutt**, Multiple Myeloma Research Foundation Grants Review Panel, Panel member

**Stephen Nutt**, National Health and Medical Research Council Project Grants Review Panel, Member

**Anthony Papenfuss**, Australian Research Council Grants Review Panel, Member

**Anthony Papenfuss**, National Health and Medical Research Council Project Grants Review Panel, Member

**Thomas Scerri**, National Health and Medical Research Council Project Grants Review Panel, Member

**Louis Schofield**, National Health and Medical Research Council Project Grants Review Panel, Member

**Louis Schofield**, National Health and Medical Research Council Training Awards, Co-chair

**Louis Schofield**, Queensland Tropical Health Alliance, Director

**Clare Scott**, Cancer Australia Grants Review Committee, Member

**Clare Scott**, Cure Cancer Australia Foundation Board, Member

**Clare Scott**, Cure Cancer Australia Foundation Research Committee, Chair

**Clare Scott**, Melbourne Health Research Week Organising Committee, Member

**Clare Scott**, National Breast Cancer Foundation Postdoctoral Fellow Grants Review Panel, Member

**Clare Scott**, National Health and Medical Research Council Project Grants Review Panel, Member

**David Segal**, National Health and Medical Research Council Project Grants Review Panel, Member

**Wei Shi**, National Health and Medical Research Council Project Grants Review Panel, Member

**John Silke**, National Health and Medical Research Council Project Grants Review Panel, Member

**Brad Sleebs**, National Health and Medical Research Council Project Grants Review Panel, Member

**Gordon Smyth**, Australian Statistics Conference 2012 Programming Committee, Member

**Gordon Smyth**, National Health and Medical Research Council Assigner's Academy, Assigner

**Gordon Smyth**, National Health and Medical Research Council Project Grants Review Panel, Member

**Andreas Strasser**, National Health and Medical Research Council Academy, Member

**Andreas Strasser**, National Health and Medical Research Council Project Grants Review Panel, Member

**Andreas Strasser**, Victorian Prostate Cancer Research Consortium, Panel member

**Ian Street**, National Health and Medical Research Council Project Grants Review Panel, Member

**Robyn Sutherland**, Diabetes Australia Research Trust Grants Review Panel, Member

**David Tarlinton**, Australian Research Council OzReader, Reviewer

**Tim Thomas**, National Health and Medical Research Council Project Grants Review Panel, Member

**Tim Thomas**, National Health and Medical Research Council Project Grants Review Panel, Member

**Tim Thomas**, National Health and Medical Research Council Development grant review panel, Member

**Jason Tye-Din**, Diabetes Australia Research Trust Grants Review Panel, Member

**Jason Tye-Din**, National Health and Medical Research Council Project Grants Review Panel, Member

**Cassandra Vandenberg**, National Health and Medical Research Council Project Grants Review Panel, Member

**David Vaux**, ANZ Trustees Medical Research Grant Award Panel, Member

**David Vaux**, Australian & New Zealand Association for the Advancement of Science, Federal Council Member and Victorian committee member

**David Vaux**, Australian Academy of Science, National Committee for International Council for Science, Member

**David Vaux**, National Health and Medical Research Council Project Grants Review Panel, Member

**David Vaux**, Victorian Premier's Medical Research Award Selection Panel, Member

**Jane Visvader**, Medical and Scientific Committee of The Cancer Council Victoria Standing Research Subcommittee, Member

**Jane Visvader**, National Breast Cancer Foundation National Collaborative Breast Cancer Research Program Selection Committee, Member

**Jane Visvader**, National Breast Cancer Foundation Research Advisory Committee, Member

**Jane Visvader**, National Health and Medical Research Council Assigner's Academy, Assigner

**Jane Visvader**, National Breast Cancer Foundation Concept Awards 2011 Review Panel, Chair

**Anne Voss**, National Health and Medical Research Council Project Grants Review Panel, Member

**Anne Voss**, The University of Melbourne Research Higher Degree Committee, Member

## Service on national conference organising committees

**Jonathan Baell**, Royal Australian Chemical Institute Biomolecular Division Conference Biomolecular @ The Beach, Committee member

**Gabrielle Belz**, Australasian Vaccine and Immunotherapeutics Development Meeting, Conference chair

**Chris Burns**, Royal Australian Chemical Institute Biomolecular Division Conference Biomolecular @ The Beach, Convenor

**Stephane Chevrier**, International Day of Immunology Committee, Melbourne, Member

**Mark Chong**, International Day of Immunology Committee, Melbourne, Member

**Grant Dewson**, Australian Workshop on Cell Death, organising committee, Member

**Paul Ekert**, Australian Workshop on Cell Death, organising committee, Member

**Phil Hodgkin**, Computational Immunology Conference, Chair

**Phil Hodgkin**, Shortman 75th Birthday Celebration Symposium, Co-chair

**Ruth Kluck**, AussieMit 2012, Scientific Program Committee, Member

**Ruth Kluck**, ComBio 2012, Member

**Ruth Kluck**, First Australian Workshop on Cell Death: Death on the Reef, organising committee, Member

**Michael Lawrence**, IGF-Oz 2011, organising committee, Chair

**Michael Lawrence**, IGF-Oz 2011, program committee, Chair

**Guillaume Lessene**, Royal Australian Chemical Institute Biomolecular Division Conference Biomolecular @ The Beach, Committee member

**Andrew Lew**, Shortman 75th Birthday Celebration Symposium, Member

**Julia Marchingo**, Australian Society for Immunology Student Function Subcommittee for the 42nd Annual Scientific Meeting of the Australasian Society for Immunology, Co-chair

**Lucille Rankin**, International Day of Immunology Committee, Melbourne, Member

**Louis Schofield**, National Science Conference, scientific organising committee, Member

**John Silke**, Australian Workshop on Cell Death, organising committee, Member

**Andreas Strasser**, First Australian p53 Workshop, June 2012, Conference organiser

**Robyn Sutherland**, Immunology Group of Victoria, Member

**Robyn Sutherland**, International Day of Immunology Committee, Melbourne, Member

**Anne Voss**, Hunter Cell Biology Meeting, organising committee, Member

**Anne Voss**, Lorne Genome Conference, organising committee, Member

**Cameron Wellard**, Computational Immunology Conference, Member



## Sustainability

The eastern wing of the institute has been redeveloped to have a similar layout to the new western wing.



# The Board

## The directors of the Walter and Eliza Hall Institute of Medical Research board



**Mr Leon A Davis** AO Dip Prim Metallurgy SAIT Hon DSc Curtin  
Hon DSc Qld Hon DUniv UniSA FRACI FAIMM

### President

Appointed: **February 2001**

Term expires: **May 2013**

Mr Davis became chief executive of Rio Tinto Ltd and Rio Tinto plc on 1 January 1997 and retired from the position in 2000. Previously he had been deputy chief executive and chief operating officer of RTZ-CRA.

Mr Davis joined the CRA Group in 1956 as a metallurgical cadet. In 1989 he was appointed a group executive of CRA Limited. Until joining

RTZ in 1991 as mining director, his appointments included chairman of Argyle Diamond Mines, Dampier Salt, Wimmera Industrial Minerals and Kalimantan Gold.

In December 2000 Mr Davis became chairman of Westpac Banking Corporation, stepping down from the position in 2007.



**Mr Steven M Skala** AO BA LLB (Hons) Qld BCL Oxon  
**Vice-President**

Appointed: **June 1999**

Term Expires: **June 2014**

Mr Skala is vice chairman Australia & New Zealand of Deutsche Bank AG and a former senior partner of Arnold Bloch Leibler lawyers.

He is chairman of Wilson HTM Investment Group Ltd and a director of the Australian Broadcasting Corporation and Hexima Limited. He is deputy chairman of The General Sir John Monash Foundation, a director of the Centre for Independent Studies

and a member of the International Council of New York's Museum of Modern Art.

Mr Skala is a member of the advisory council of the Australian Innovation Research Centre, the Global Foundation and the Grievance Tribunal of Cricket Australia. He is the immediate past chairman of Film Australia Limited and the Australian Centre for Contemporary Art.



**Mr Roger E Male** LLB Adelaide Dip Acctg Swinburne  
**Honorary Treasurer**

Appointed: **June 1998**

Term Expires: **May 2013**

Mr Male was a partner of Coopers & Lybrand for more than 20 years and retired from the firm as a member of its national committee and Melbourne office managing partner in 1998.

He is a director of Goldman Sachs Australia Managed Funds Limited, and the Uniting Church Funds

Management Ltd. Mr Male is also a member of the Almond Orchards Limited compliance committee and the Nillumbik Shire Council audit advisory committee.



**Professor James Angus** AO BSc Syd PhD Syd FAA

Appointed: **November 2003**

Term expires: **at the discretion of The University of Melbourne**

Professor Angus is dean of the Faculty of Medicine, Dentistry and Health Sciences at The University of Melbourne. He was president of the university's academic board and has served on the university's council as well as the council of the Australian Academy of Science.

He currently serves on the boards of Melbourne Health, the Mental Health Research Institute, the Victorian Institute of Forensic Medicine, and

the Victorian Comprehensive Cancer Centre. He is a past president of Medical Deans Australia and New Zealand, and is honorary secretary to the Victorian Rhodes Scholarship Committee. Professor Angus was awarded the Gottschalk Medal in 1984, the Centenary Medal in 2003 and the Australian Citation Laureate Award for Pharmacology in 2004. He was appointed Officer of the Order of Australia in June 2010.



**Mr Mike C Fitzpatrick** BA (Hons) Oxon BEng (Hons) UWA

Appointed: **February 2001**

Term Expires: **February 2013**

Mr Fitzpatrick is chairman of the Australian Football League, Treasury Group Limited, Infrastructure Capital Group, and a non-executive director of Rio Tinto plc.

He is the founder and former managing director of Hastings Funds Management Limited. In that role, Mr Fitzpatrick was a director of a number of Hastings-managed investments including Pacific Hydro Limited, Global Renewables Limited, Utilities of Australia, Australian Infrastructure

Fund and Airstria Development Group Pty Ltd (Perth Airport).

Mr Fitzpatrick was a premiership captain (1981, 1982) with the Carlton Football Club in the Australian Football League and a first-grade cricketer. He was formerly a member of the Melbourne Park Tennis Centre Trust, a director of the Carlton Football Club, chairman of the Australian Sports Commission and, in the early 1980s, vice-president of the AFL Players' Association.



**Professor Jim McCluskey** BMedSc MB BS MD UWA FRACP FRCPA FAA


Appointed: **April 2011**

Term expires: **at the discretion of The University of Melbourne**

Professor Jim McCluskey is the deputy vice-chancellor (research) at The University of Melbourne. Prior to this he was the pro vice-chancellor (research partnerships), chair of Microbiology and Immunology and deputy head of that department. Professor McCluskey has an international reputation for his research in genetics and immunity. He has consulted for the Australian

Red Cross for more than 20 years and is editor-in-chief of the international immunogenetics journal *Tissue Antigens*.

He is a member of the board of directors of The Florey Institute of Neuroscience and Mental Health, Bionics Institute, UoM Commercial and chair of the Nossal Institute for Global Health council.



**Dr Graham F Mitchell** AO RDA BVSc Syd FACVSc PhD *Melb* FTSE FAA

Appointed: **July 2007**

Term Expires: **June 2013**

Dr Mitchell has detailed knowledge of the academia-industry interface and completed his PhD at the Walter and Eliza Hall Institute in the late 1960s. In 1973, after postdoctoral experience in the US, UK and Switzerland, Dr Mitchell returned to the institute and established a program on the immunology of parasitism.

In 1990, Dr Mitchell was appointed director of the Royal Melbourne Zoological Gardens but returned to biomedical research in 1993 as director of research in the R&D

division of CSL Limited. Dr Mitchell is an adviser on innovation to the Victorian, Tasmanian, Northern Territory and Federal Governments and jointly acts as chief scientist for the Victorian Government departments of Primary Industries and Sustainability and Environment. He is a non-executive director of Antisense Therapeutics Limited, Compumedics Limited, AgVic Services Pty Ltd, Adelaide Research and Innovation Pty Ltd and Avipep Pty Ltd.



**Mrs Linda B Nicholls** AO BA(Econ) *Cornell* MBA *Harvard* Hon FAICD

Appointed: **February 2001**

Term Expires: **February 2013**

Mrs Nicholls is a corporate adviser and a director of a number of leading Australian companies and organisations. She is chairman of KDR (Yarra Trams), and a director of Sigma Pharmaceutical Group, Fairfax Media, and retired as a director of the Australian Institute of Company Directors in July. Previously Mrs Nicholls was chairman of Healthscope and Australia Post, and a director

of St George Bank. She is also vice-president and a member of the Harvard Business School Alumni board. She runs her own corporate advisory practice specialising in business strategy in financial services and health care. Mrs Nicholls has more than 30 years experience as a senior executive and company director in Australia, New Zealand and the United States.



**Ms Kate J Redwood** BA BSW (Hons) *Monash*

Appointed: **August 2009**

Term Expires: **August 2012**

Ms Redwood has held a number of senior management positions including CEO of the Australian Physiotherapy Association, executive director of Australian Red Cross Victoria, and executive director of the Victorian Council of Social Service.

A former councillor for the City of Melbourne, Ms Redwood has chaired a number of standing committees as well as the Yarra/Melbourne Regional Library Board, the Melbourne

Disability Advisory Committee and for many years was president of the Carlton Senior Citizens' Centre.

Ms Redwood is a member of the Melbourne Health board and chairs the Melbourne Health community advisory committee. In 2010, she became a director of Hepburn Wind. Ms Redwood was awarded the Centenary Medal in 2001 for services to local government and the community.





**Mr Christopher W Thomas** BCom (Hons) MBA *Melb* FAICD

Appointed: **February 2001**

Term Expires: **February 2013**

Mr Thomas joined executive search firm Egon Zehnder International in 1979 and was managing partner of the Melbourne office from 1986 to 2003. He was also leader of the firm's global Board Consulting Practice Group (1998–2006) and chaired the firm's twice-yearly international partners' meetings from 1997 to 2007.

Mr Thomas is a fellow of the Australian Institute of Company

Directors. He has served on the board of the Corps of Commissionaires (Victoria) and the council of the Australian Film, Television and Radio School. He was a board member of the Heide Museum of Modern Art for nine years (and its chairman for three years), chairman of the Victorian Community Foundation and president of the Melbourne Business School Alumni.



**Ms Catherine M Walter** AM LLB (Hons) LLM MBA *Melb* FAICD

Appointed: **February 2001**

Term Expires: **February 2013**

Ms Walter is a non-executive director of Australian Foundation Investment Company, the Reserve Bank's Payment Systems Board, Victorian Funds Management and Victorian Opera and chairman of the Australian Synchrotron.

She practised law for 20 years as a commercial lawyer, which included a term as managing partner of Clayton Utz in Melbourne. Ms Walter is a

former commissioner of the City of Melbourne.

In 2003, Ms Walter was appointed a Member of the Order of Australia for her service to business, particularly as a director of a number of public companies, to the arts, to the law, and to the community through the City of Melbourne. She was awarded a Centenary Medal in the same year.



**Professor Ingrid Winship** MB ChB MD *Cape Town* FRACP FACD

Appointed: **June 2007**

Term Expires: **June 2013**

Professor Ingrid Winship is the inaugural chair of adult clinical genetics at The University of Melbourne and executive director of research for Melbourne Health.

A medical graduate of the University of Cape Town, she completed postgraduate training in genetics and dermatology. In 1994, Professor Winship took up an academic position at the University of Auckland and

later became Professor of Clinical Genetics and associate dean for research in the Faculty of Medicine and Health Sciences.

Professor Winship is a member of the Victorian Cancer Action Plan implementation committee, NHMRC Human Genetics Advisory Committee, and Victorian Life Sciences Computation Initiative steering committee.

# Chief Operating Officer's report

**This year has seen the near completion of the building works that have occupied the minds and hearts of staff for close to five years. The works have meant a doubling in size of the institute, allowing for the recruitment of new research teams and the establishment of new infrastructure and advanced technologies.**

They have also provided the opportunity to create spaces dedicated to acknowledging our donors and supporters and celebrating our scientists and scientific achievements since the institute was established in 1915. Staff across all areas of the institute have made this possible, including divisional coordinators, researchers, research assistants, administration, facilities, marketing, communications and fundraising, IT, bioservices, safety, laboratory operations and scientific services. I would like to take this opportunity to thank everyone for their valuable contributions during the year.

## Financial sustainability

Ensuring the institute's financial sustainability has become part of the day-to-day operations of the institute. We are currently facing opportunities and challenges that we have not seen for more than 25 years: a significant expansion in space and people, and an increased need for funding for research, equipment, infrastructure and operating costs.

To be financially sustainable in the longer term requires the institute to meet its current needs while planning for the future. This requires income growth and diversification, efficient administration and our own income generation.

## Income growth and diversification

The institute's 2011-12 fundraising results have been encouraging, with applications to trusts and foundations resulting in philanthropic grants of \$1.152 million. The results for donations and bequests have also been positive, with \$5.892 million raised. Significant work has gone into attracting new donors, through an awareness-raising newspaper campaign, building relationships with existing donors and in growing our new bequest society, the Walter and Eliza Hall Society.

Strategies are currently being developed to diversify our sources of funding, including entering the newly

emerging market of private ancillary funds and developing a corporate partnership program. Planning is also underway to identify fundraising opportunities leading up to our centenary in 2015.

The marketing and communications team have continued to show strong leadership over the past year, building on the success of the Discoveries Need Dollars campaign. While continuing to focus on raising the profile of the institute in the media and general community, they also played a key role in developing the institute's submission to the Strategic Review of Health and Medical Research in Australia, chaired by Simon McKeon.

**Staff from the Bioservices facility at the pilot 5S Lean System meeting. From left: Mr Gary Morgan, Ms Jian Xiao, Dr Catheryn O'Brien (obscured), Ms Angela Milligan, Mr Danny Noriel, Mr Peter Ritchie, Ms Maureen O'Keefe, Mr Paul Tracjevski, Mr Glen Monagle and the 5S consultant.**



## Efficient operations

Over the past three months we have been piloting the 5S Lean System to improve efficiency by building smarter, simpler and sustainable processes and ways of working. The pilot has been run in the Bioservices facility and has been enthusiastically embraced by the team. We plan to progressively roll out the system to other areas of the institute following the pilot. A review of our procurement function is also underway using value stream mapping to improve efficiencies and reduce costs, with collaborative purchasing and e-procurement as key elements.

Meanwhile we are continuing with reviews of scientific services. Reviews of FACS and Bioservices have been completed and review reports on Histology and Imaging are currently under consideration. The reviews are being led by institute researchers. We also participated in a National Health and Medical Research Council audit during the year.

## Risk and compliance

Risk management has evolved at the institute over recent years to include fraud prevention, internal control, corporate governance and integration of operational risk management functions.

This broadening of the risk management portfolio means it is no longer confined to staff involved in insurance, loss prevention, safety and audit, but involves IT, human resources, finance, laboratory operations, facilities, research divisions and other areas. The institute's compliance with policies, procedures and legal and regulatory obligations is regularly examined by the institute's internal auditor, who reports through to the Audit and Risk Committee, a sub-committee of the board.

To add rigor, a new management-level Risk and Compliance Committee has been established. This committee has commenced reviewing and updating the institute's risk policy, risk profile, risk register, business continuity plan, critical incident plan, and emergency procedures. It is also developing a 'risk champions' program, which will assist with integrating and sustaining risk management in operational areas.



The chief operating officer's leadership team. Front row (from left): Mr Steve Droste and Dr Helene Martin. Second row (from left): Dr Catheryn O'Brien, Dr Julie Mercer, Ms Maureen O'Keefe and Dr John Wastell. Third row (from left): Mr Stan Balbata, Ms Penny Fannin, Ms Jo Marshall and Mr Michael Rubira. Fourth row (from left): Mr Paul Fraser, Mr Todd Jasper and Mr Murray Jeffs.

## Ludwig Institute for Cancer Research, Parkville

Early in 2012 the Ludwig Institute for Cancer Research announced it was closing its Parkville node. This presented an opportunity for us to recruit more than 60 outstanding staff and students to the institute.

Researchers, divisional coordinators, management, and staff from human resources, finance, business development, grants, facilities, IT, laboratory operations, safety and bioservices from the Ludwig Institute and the Walter and Eliza Hall Institute have worked closely to develop a funding agreement, negotiate leases, employment contracts, terms for technology and materials transfer, intellectual property assignment, transfer of research grants, relocation

of equipment, animal and human ethics committee approvals, while also integrating Ludwig facilities into our operations and setting up laboratories and IT for the new laboratory groups.

## Staff changes

At the end of 2012 Murray Jeffs, the institute's chief financial officer and company secretary, will retire after 16 years. Murray has made an outstanding contribution to the institute. His role in managing the endowment fund, and assisting donors and bequestors, leaves the institute in a strong financial position. We are fortunate that the incoming chief financial officer, Kim Tsai, who commences at the institute on 1 November 2012, comes to the institute with extensive experience in the medical research sector.



## Building redevelopment

Over the past year the institute's focus has been on settling into the new west wing of the building while refurbishing the existing east wing to create an integrated research facility. It has been a long but exciting process and in November 2012 we will be celebrating the formal opening of our new building.

The success of the project, which was achieved on time and on budget, was made possible by the strong partnerships between the institute and the architects (Denton Corker Marshall and S2F/SKM), the builders (Baulderstone BPL) and the consultant team (Aurecon, Donald Cant Watts Corke and others). The support of the institute's internal project team, user planning teams, divisional coordinators and researchers was invaluable during the building and refurbishment periods.

The project couldn't have occurred without the generous support of the Australian Government (\$50 million), the Victorian Government (\$50 million), and The Atlantic Philanthropies (\$30 million) who made this \$185 million expansion and redevelopment possible. We are

extremely grateful for their generous grants and for the strong support of other granting bodies including The Ian Potter Foundation, the Australian Cancer Research Foundation and the Drakensburg Trust who all generously provided funding for fit-out of the new facilities.

We were very pleased to be advised that the land lease for the institute's expanded site had been fully executed by the Victorian Minister for Environment

and Climate Change on 23 November 2011, for a period of 99 years less one day. This marked a major milestone in the life of the project and was achieved through strong collaboration between two state government departments (Health and Innovation), Melbourne Health and the institute.

**The northern facade of the newly renovated institute building in Parkville.**



## Supporting women in science

**In 2010 the institute established a Gender Equity Committee, seeking to address the lack of female researchers progressing to become independent research scientists.**

The committee is developing and implementing initiatives that promote equity, social inclusion and awareness of the obstacles encountered by women in their career development.

One of the programs developed by the Gender Equity Committee is a 'Women in Science' lecture series, which showcases the careers and challenges of outstanding female scientists.

During the year the lecture series featured two highly regarded and prominent women scientists: Professor Nadia Rosenthal, director of the Australian Regenerative Medicine Institute at Monash University who is acclaimed for her research on the genetics of muscle and cardiac development; and Professor Michelle Haber, director of the Children's Cancer Institute Australia who is known for her research into the treatment of neuroblastoma and acute lymphoblastic leukaemia in children.

Each lecture was followed by a lunch, providing an opportunity for female scientists at postdoctoral, PhD and junior laboratory head levels to meet the speakers, hear about their experiences as female scientists and discuss their advice for a successful career in science.

"I walked out of the lunches pumped up and full of ambition and motivation,"

said postdoctoral fellow Dr Erika Cretney from the institute's Molecular Immunology division. The Gender Equity Committee will continue to host this successful series, with four seminars scheduled for 2012-13.

**Professor Nadia Rosenthal speaking with women scientists at the institute.**



# Supporters and donors

**The support the institute receives from government, private donors, trusts, foundations and industry is vital to helping our researchers make the discoveries necessary to advance the understanding, prevention and treatment of cancers, chronic inflammatory diseases and infectious diseases.**

We are grateful for the trust our supporters have awarded us and are committed to honouring that trust.

## Government support

**The institute is thankful for the support of the Victorian and Australian Governments.**

This year we received \$34 million in grants and \$9.5 million in fellowships through the National Health and Medical Research Council. A further \$412,000 in grants and \$2.5 million in fellowships was received from the Australian Research Council. The institute also received \$1.7 million in support from the Australian Phenomics

Network, Australian Stem Cell Centre, Australia-Europe Malaria Research Cooperation (OzEMaLaR), CRC for Cancer Therapeutics, CSIRO, and HEARING CRC.

The Victorian Government provided \$7.1 million in funding to the institute through the Operational Infrastructure Support scheme, Victorian Breast Cancer Research Consortium, Victorian Cancer Agency, Victorian Comprehensive Cancer Centre,

Victorian Endowment for Science, Knowledge and Innovation, Victorian Neurotrauma Initiative and Victorian Life Sciences Computation Initiative.

We are also grateful for the support provided through the following international government agencies: Canadian Institutes of Health Research (Canada), National Cancer Institute (US), National Institutes of Health (US) and Swiss National Science Foundation (Switzerland).

## Trusts and foundations

**Philanthropic grants provide crucial support for our research by contributing funding to purchase equipment, to fund salaries and projects and to provide the dollars to build laboratories and buildings.**

These grants provide a much-needed subsidy for projects that may not qualify for federal or state funding and provide investment in, and support to, our researchers.

This year we welcomed new trusts and foundations to our supporter list and also continue to appreciate long-standing relationships with existing supporters. It is through this sustained support we can initiate new methods of tackling research problems, build stronger collaborative partnerships and continue to produce high-impact research.

We thank the following trusts and foundations that have provided support to the institute through successful competitive and non-competitive grants over the past 12 months:

American Australian Association (US), Arthritis Foundation of Australia, Association for International Cancer Research (UK), Australian Friends of The Hebrew University Jerusalem Limited, Australian Kidney Foundation, Cancer Council Victoria, Centenary Institute, Coeliac Australia Project, Cure Cancer Australia Foundation, Diabetes Australia Research Trust, Diabetes Vaccine Development Centre, Save the Tasmanian Devil Program (Dr Eric Guiler Research Grant), Thomas William Francis and Violet Coles Trust, H & L Hecht Trust, Human Frontier Science Program (France), Japan College of Rheumatology (Japan), Juvenile Diabetes Research Foundation (US), Kay Kendall Leukaemia Fund (UK), Leukaemia Foundation of Australia, Leukaemia Foundation of Queensland, Ludwig Institute for Cancer Research, Harold Mitchell Foundation, Multiple Myeloma Research Foundation (US), National Breast Cancer Foundation, National Heart Foundation, Ophthalmic Research Institute of Australia, Papua

New Guinea Institute of Medical Research (PNG), PATH Malaria Vaccine Initiative (US), Prostate Cancer Foundation of Australia, Ramaciotti Foundations, Royal College of Pathologists of Australasia, The Angior Family Foundation, The William Angliss (Victoria) Charitable Fund, The Pierce Armstrong Foundation, The Bill & Melinda Gates Foundation (US), The William Buckland Foundation, The CASS Foundation, The Rebecca L. Cooper Medical Research Foundation, The Dyson Bequest, The Scobie and Claire MacKinnon Trust, The J.H.A. Munro Foundation, The Publishing Group (US), The Royal Australasian College of Physicians, The Royal Melbourne Hospital Department of Diabetes and Endocrinology, The Harry Secomb Foundation, The Jack & Robert Smorgon Families Foundation, The Lady Tata Memorial Trust (UK), The University of Alabama at Birmingham (US), The Wellcome Trust (UK), The Hugh Williamson Foundation and The Trust Company (The Woodend Foundation).

## Private donors

The institute is fortunate to receive support from individuals, companies and community organisations. Support includes donations from golf clubs Australia-wide, community-based organisations, family trusts and workplace giving and matched giving

programs. One particular highlight was the establishment of a three-year partnership with Coeliac Australia which will provide more than \$500,000 for the institute's coeliac disease research (see page 25).

## Recognising the support of The J.H.A. Munro Foundation

**The J.H.A. Munro Foundation has been a generous supporter of the Walter and Eliza Hall Institute since 2009.**

Funding from the foundation has supported various areas of research at the institute, particularly type 1 diabetes and coeliac disease research.

In 2012 the institute was advised that The J.H.A. Munro Foundation Ltd had decided to go into voluntary deregistration and that the directors had chosen to donate more than \$580,000 in residual funds to support our medical research.

Institute director Professor Doug Hilton met with Professor Terry Nolan, Mr Andrew J. Crozier-Durham, Mr Simon Stuart and Mr Bob Munro to discuss how the generous donation from the foundation could be best used to support institute researchers.

"Bob was adamant that the funds be used at the discretion of the director," Professor Hilton said. "Untied philanthropic funding is crucial to the success of our institute as it allows us to take risks on smart young researchers.

In discussion with Bob, we decided that the funds would be kept invested in perpetuity, with the interest funding a fellowship for researchers. Given Bob's interest in diabetes and coeliac disease we thought it made sense for the funding to initially support Dr Jason Tye-Din, one of our star clinician researchers who is spear-heading our coeliac disease research program."

Dr Tye-Din will become the inaugural J.H.A. Munro Fellow, in honour of Mr Bob Munro's uncle Mr James Harry Alexander Munro (Alex). "It is a pleasure to name the fellowship in recognition of Mr Munro's uncle, who was renowned as a person of high principles and morals and donated generously to charity," Professor Hilton said. "The J.H.A. Munro Fellowship will allow us to attract, retain and support the brightest researchers of each generation and will be a wonderful testament to the generosity and foresight of Bob and Alex Munro."

**Mr Bob Munro has been a generous supporter of the institute's research.**



## Remembering Bev Gray

**Mrs Bev Gray was a passionate supporter of ovarian cancer research.**

Bev was diagnosed with ovarian cancer in 2003. When she was diagnosed, Bev's tests revealed that the cancer had spread beyond her ovaries. As with many women who have ovarian cancer, Bev had some symptoms, but they were not recognised as early signs of ovarian cancer.

Bev passed away in February 2012, after nine years living with ovarian cancer. She is survived by her husband Tony, and daughters Katya and Miranda.

Katya said Bev's greatest hope was to see better early-warning markers identified to screen for ovarian cancer and help in detecting the disease before it spreads and is harder to treat. "In the weeks before she passed away, mum wanted to know what she could do to help make this happen," Katya said. "Rather than sending flowers, mum asked her friends and family to donate money to ovarian cancer research in the hopes that one day, better early markers, treatments and perhaps a cure, could be found."

Katya works at the Walter and Eliza Hall Institute, and – in accordance with Bev's wishes – the Gray family chose to give the donations to the institute's ovarian cancer research program, led by Associate Professor Clare Scott. The money was used to set up the Bev Gray Scholarship, which will help to support a student training with Associate Professor Scott.

Bev's daughter Miranda gave birth to a son four months before Bev passed away. "She was overjoyed to be able to spend time with her first grandchild, even though that time was so short," Bev's husband Tony said.

He said Bev was extremely touched to think she was able to contribute to future ovarian cancer research. "Bev was always thinking of others and gave a lot to other people," Tony said. "Until the very end she was a giver of herself and still thinking of how she could help people, particularly other women with ovarian cancer."

**The late Mrs Bev Gray with her grandson Ryan J Bailey.**





## Golf clubs tee off for medical research

**For several decades golf clubs around Australia have organised charity days to support the Walter and Eliza Hall Institute's research, raising more than \$1.6 million.**

**Women in golf clubs have contributed significantly to this achievement.**

In 1976 women golfers at Victoria Golf Club in Cheltenham, Melbourne, decided to change the way they made donations to charities. Instead of giving a little to many good charities, the women's committee of the day decided they would fundraise for one piece of equipment for the Walter and Eliza Hall Institute.

Mrs Norma Wilkinson, president of the Women's Committee from 1992 to 1994, said that each year the institute's scientists were invited to select what equipment was a priority for the next year. "Many women members then worked tirelessly towards its purchase, and great friendships were made," she said.

Over 36 years, 400 women members at Victoria Golf Club have raised more

than \$136,000 to purchase equipment for the institute's medical research.

The most recent acquisition was a dissecting microscope for Dr Marie-Liesse Asselin-Labat's laboratory in the institute's ACRF Stem Cells and Cancer division. Dr Asselin-Labat has worked to understand how breast cancer starts. She was part of the institute team that identified breast stem cells, a discovery that caused a major shift in the way scientists thought breast cancer developed. Dr Asselin-Labat is now focusing on lung cancer, looking at how lung stem cells are regulated and what drives tumour initiation in the lungs.

Mrs Jan Tootell, Lady President of Victoria Golf Club, said that members continue their commitment to supporting community projects. "We are not just a golf club, we are part of the community and we like to contribute when we can," she said.

**Mrs Norma Wilkinson (left) and Mrs Jan Tootell**



## Supporting the next generation of scientists

**A generous donation by Mr Michael and Mrs Kelli Harris will help support the next generation of scientists training at the Walter and Eliza Hall Institute.**

Mr Harris is the son of former institute researcher and cell biologist Dr Alan Harris, who passed away in 2006. The Alan W Harris Honours Scholarship was established in honour of his contribution to the institute and is awarded to students who are accepted into the institute's honours program. The award provides \$5000 to each honours student.

Mr Harris said his father had demonstrated a lifelong commitment to encouraging students and young scientists in the early phase of their research careers. "Dad gave a lot of his time to his students," Mr Harris said. "Having been honours students ourselves, my wife Kelli and I know how difficult it can be financially. To honour dad, we decided to donate to a scholarship that supports talented students who are making their own contribution to science."

During his 36-year research career at the institute Dr Harris made contributions to the fields of genetics, immunology, cancer biology and histopathology. Mr Harris and his wife Kelli work in the health sector and have a particular interest in research that benefits developing countries.

Mr Harris visited the institute in 2012 to meet two Alan W Harris Honours Scholarship recipients, current Honours student Ms Jie Zhou and former Honours student Mr Simon Preston, who is now undertaking a PhD at the institute. "I enjoyed meeting them and

learning about their research," Mr Harris said. "It was satisfying to know that this is what dad would appreciate."

Ms Zhou said the scholarship made her life much easier. "Having moved out of home, every cent counts. It helps me worry less and focus more on my studies," she said.

Mr Preston agreed. "The scholarship lightens the financial burden placed on honours students, and allows us to focus on what is most important, our research," he said.

**Ms Jie Zhou (left), Mr Simon Preston (centre) and Mr Michael Harris.**



## Celebrating a remarkable gift

**A hundred years ago the most significant donor in the institute's history, the Walter and Eliza Hall Trust, was established.**

Both Walter Hall and his wife Eliza were active philanthropists during their life together. In 1912, the year following Walter's death, Eliza set up a charitable trust, calling it the Walter and Eliza Hall Trust, as a means of assisting those in need. Her gift of £1,000,000 to establish the trust was the largest charitable gift in Australian history up to that time, the equivalent of approximately \$107.5 million today.

In the first years of the Walter and Eliza Hall Institute it was financed solely by an annual donation of £2500 (about \$220,000) from the trust. That support has continued until the present day, with the trust's total donations to the institute amounting to approximately \$10.1 million in today's terms.

Mr John Chatterton, chairman of The Walter and Eliza Hall Trust, said the tenacity and vision of the men who were its first trustees were crucial to the establishment of the institute.

"The trust's Melbourne-based trustee, Richard Gardiner Casey, was instrumental in highlighting to trustees the need for research into cancer in 1914," Mr Chatterton said. "Following several meetings with medical professors from The University of Melbourne and the then new Melbourne Hospital an agreement was struck to establish the Walter and Eliza Hall Institute of Research in Pathology and Medicine."

Mr Chatterton said it was in 1924, under the second director Dr Charles Kellaway, that the institute began to take off in the way Richard Gardiner Casey had envisioned.

"Casey would be very pleased with what his idea has become. The institute has gone from strength to strength and we are delighted to have been there from the beginning."

Fraser, Kay. (2012). *A Remarkable Gift, 100 Years of the Walter & Eliza Hall Trust*. Queensland, Australia: The University of Queensland Press.



Eliza Hall at the time of the formation of the Walter and Eliza Hall Trust in 1912. Provided by the Walter and Eliza Hall Trust.

## The institute acknowledges the support of the following organisations



Australian Government



## Donations of \$1000 and over

Anonymous – NSW	Estate of Audrey Evelyn McNeill	Margaret Lewis Reilly Charitable Trust
Anonymous – NSW	Estate of Patricia Mary Pearl	Mr Dieter and Mrs Maxine Rinke
Anonymous – TAS	Estate of Hazel Jean Phillips	RobMeree Foundation
Anonymous – VIC	Estate of Joyce Sainsbury	Mrs Margaret S Ross AM
Anonymous – VIC	Estate of Lorraine Florence Williams	Rotary Club of Point Gellibrand Williamstown
Anonymous – VIC	Estate of Emily Vera Winder	S.T.A.F - Rupert, Ethel & Ronald Fraser & Ruby Thomas
Anonymous – VIC	Estate of Florence Mary Young	Mrs Sam Sharman
Anonymous – VIC	Mrs Geraldine Eckersley	Ms Pauline Speedy
Anonymous – VIC	Mr James R Gill	Strathmore Community Services Ltd
Anonymous – VIC	Google Matching Gifts Program	Ms Jenny Tatchell
Hazel & Pip Appel Fund	Mrs Andrea Gowers	Tathra Beach Country Club Ladies Golf
The Pierce Armstrong Foundation	Frederick and Winifred Grassick Memorial Fund	The Angior Family Foundation
Ms Katherine I Behrend	Mr Peter Greening	The William Angliss (Victoria) Charitable Fund
Bell Charitable Fund	Mrs Jean T Hedges	The Baldy Trust Fund
Berwick Opportunity Shop	Mr and Mrs Michael A Harris	The C.H. Boden Memorial Trust
Mr Angelo Bladeni	Heathbury Pty Ltd	The Frank Broadhurst Memorial Charitable Fund
Bonegilla Old Time Dances	H & L Hecht Trust	The Decor Corporation Pty Ltd
Cardinia Beacons Hills Golf Links	Helpmann Foundation	The Dyson Bequest
John Frederick Bransden Charitable Trust	Mrs Jane Hemstritch	The Thomas William Francis & Violet Coles Trust
Thomas, Annie and Doris Burgess Charity Trust	Amelia Eliza Holland Trust	The Goldschlager Family Charitable Foundation
Coeliac Australia	Mr Graham B Jackson	The Isabel & John Gilbertson Charitable Trust
George Collie Trust	Ms and Mr Caroline Johnston	The Walter and Eliza Hall Trust
Coolah Lady Golfers	Mrs Chlorine Kluck	The J.H.A. Munro Foundation Ltd
Corcoran Parker Pty Ltd	Dr Darren Lockie	The Ruse Family Trust
Dr Andrew Cuthbertson	Albert H Maggs Charitable Trust	The Harry Secomb Foundation
Professor Howard D'Abrera	Professor Bruce Mann	The Jack and Robert Smorgon Families Foundation
Mrs June Danks	Dr Neville McCarthy AO and Mrs Margaret McCarthy	The Lady Tata Memorial Trust
Mr Gordon Darling AC CMG	Mrs Christine and Mr Denis McConnell	The Scobie and Claire MacKinnon Trust
Mr and Mrs Patrick N Devlin	Miriam Vale Golf Club Lady Members	The Hugh Williamson Foundation
Mrs Helen M Diamond	Dame Elisabeth Murdoch AC DBE	The Woodend Foundation
Drakensberg Trust	Mrs Anne E Naylor	Mr Christopher and Mrs Cheryl Thomas
Dr Janice D Dudley	Ms Carolyn O'Byrne	Mr and Mrs Ralph Thomas
Estate of Eleanor Margrethe Albiston (The Stang Bequest)	Orange Ex-Services Golf Club	Mrs Olive Thurlby
Estate of Charles David Badham	Mrs Marion Page	Mrs Margaret and Mr Peter Tse
Estate of Gladys Amy Batiste	Pambula-Merimbula Golf Club	Vincentia Golf Club Lady Members
Estate of Arthur William Byrne	Philanthropic Services, Perpetual Trustees	Mr John C Warburton
Estate of Isabel Louise Deravin	Miss Heather M Phiddian	Ms Marjorie E J Wilks
Estate of Ellen Isabel Douglas	GT & L Potter Charitable Trust	Mr David A Williamson
Estate of Ethel Mary Drummond	Mr John B Prescott AC and Mrs Jennifer Prescott	Yarra Yarra Golf Club
Estate of Margaret Mary Dwyer	Mrs Edith Qualtrough	
Estate of Keith Goldsbury	Ramaciotti Award	
Estate of Bertha Frances Harris	John T Reid Charitable Trusts	
Estate of Margot Lynne Hindson	Agnes Maude Reilly Charitable Trust	
Estate of Joan Louise McMahan		

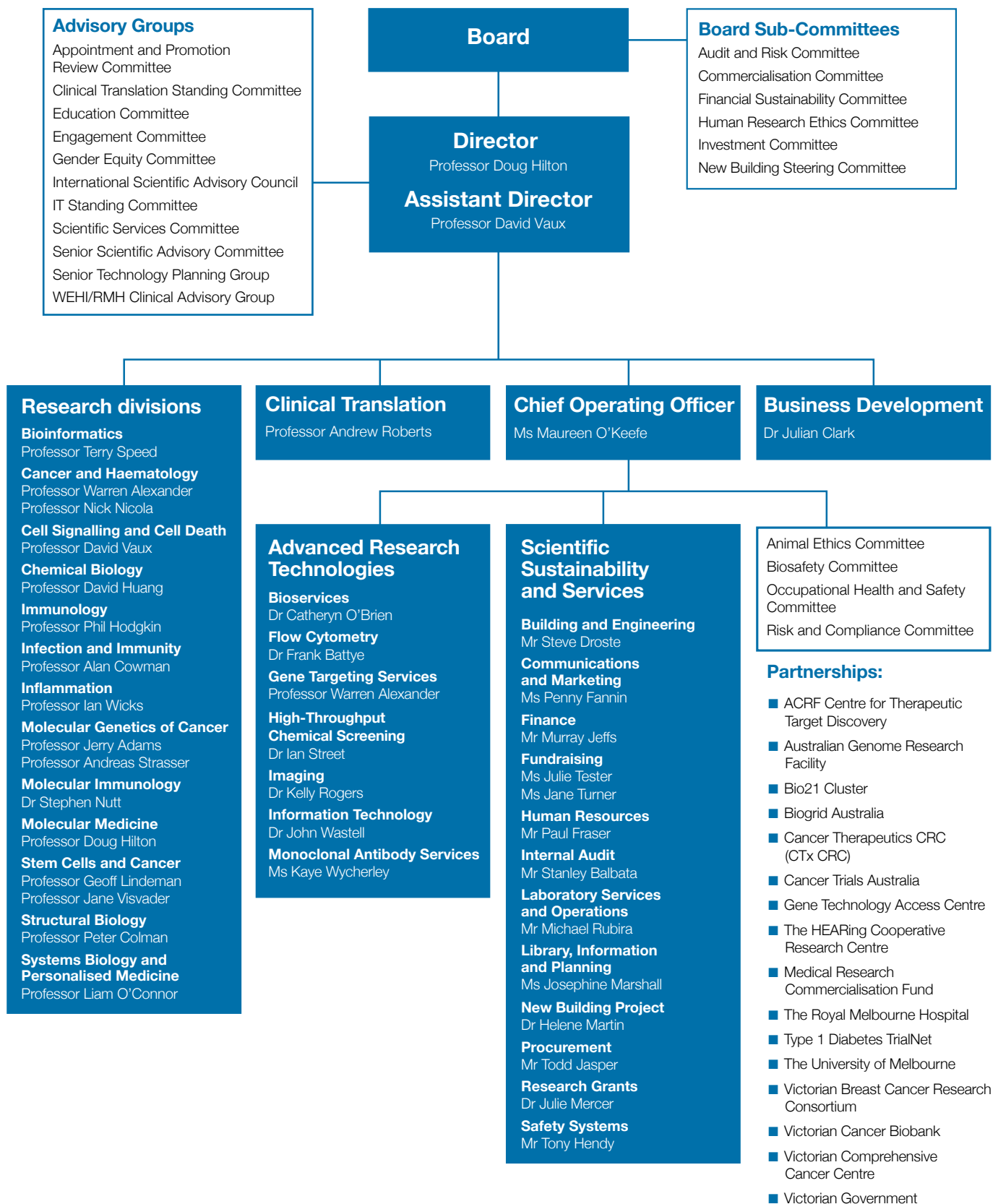
## New donations of capital received in the 2011–12 financial year

Anonymous seminar award	Nossal Family Trust
Tim Bates Memorial Diabetes Research Fund	Paddy Pearl Fund
DA Craven Memorial Fund	Qualtrough Research Fund
JE Craven & MA Shearer Estates	Sidwell OB Estate
Alan Harris Scholarship Fund	The full list of the institute's permanent named capital funds is on the accompanying CD.
David Mann Memorial Research Fund	



# Institute organisation

30 June 2012



# Members of the institute

## during the financial year to 30 June 2012

The University of Melbourne  
 The Royal Melbourne Hospital  
 Dr Susan M Alberti AO  
 Professor Emeritus Robin Anders  
 Professor James A Angus AO  
 Mr Donald Argus AC  
 Sir James Balderstone AC  
 Mrs Ann D Bates  
 Mr Robert Bates  
 Mr Lance H J Bauer  
 Professor Claude C A Bernard  
 Mr Marc Besen AO  
 Dr Gytha W Betheras  
 Dr Peter Brennan  
 Mrs Beverley A Brownstein  
 Mr Edward G Brownstein  
 Dr Margaret N Brumby AM  
 Professor Tony Burgess AC  
 Professor Christopher J Burrell AO  
 Professor Robert C Burton  
 Dr David G Campbell  
 Mr Terrence A Campbell AO  
 Mr Alan J Chatterton AM  
 Trustee, the Walter and Eliza Hall Trust  
 Lady Susannah Clarke  
 Professor Gordon J Clunie  
 Mr Glenn Corke  
 The Rt Hon Sir Zelman Cowen  
 Deceased, 8 December 2011  
 Mr John F Cowper  
 Trustee, the Walter and Eliza Hall Trust  
 Dr Andrew Cuthbertson  
 Mr John C Dahlsen  
 Mr Stephen Daley  
 Mrs Annette Davis  
 Mr Leon A Davis AO  
 Dr Simon de Burgh  
 Professor David M de Kretser AC  
 Mrs Elizabeth A Dexter  
 Mr Mick Dexter  
 Mr Angelo Di Grazia  
 Mrs Helen M Diamond  
 Mr Ronald F Diamond  
 Ms Melda Donnelly  
 Professor Ashley R Dunn  
 Mr John W Dyson  
 Dr Peter P H Eng  
 Mr Robert Evans  
 Mr Michael Fitzpatrick  
 Professor Richard M Fox  
 Mrs Nolene Fraser  
 Dr Andrew Gearing  
 Professor David Gearing  
 Mrs Julie Gearing  
 Mrs Janet Gilbertson  
 Mr Peter Gilbertson  
 Ms Rose Gilder  
 Professor James W Goding

Associate Professor Nicholas M Gough  
 Mrs Andrea Gowers  
 Mr John P Grace  
 Mr John Greig  
 Sir Andrew Grimwade CBE  
 Mrs Anne Grindrod  
 Mrs Jean T Hedges  
 Dr Emanuela Handman  
 Mr Harry M Hearn AM  
 Professor David Hill  
 Dr Margaret C Holmes  
 Dr Margo C Honeyman  
 Dr Thomas H Hurley AO OBE  
 Mr Darvell M Hutchinson AM  
 Ms Helen Kennan  
 Mr Warwick G Kent AO  
 Trustee, the Walter and Eliza Hall Trust  
 Professor Emeritus Priscilla  
 Kincaid-Smith AC OBE  
 Professor Frank Larkins AM  
 Professor Richard G Larkins AO  
 Mr Gary W Liddell  
 Mr Sean Lusk  
 Professor Emeritus Athol W J Lykke  
 Deceased 4 February 2012  
 Professor Emeritus Ian R Mackay AM  
 Mrs Avis L Macphee AM  
 Ms Eve Mahlab AO  
 Mrs Robyn G Male  
 Mr Roger E Male  
 Mrs Lorrie Mandel  
 Ms Nerissa L Mapes  
 Professor Emeritus Thomas J Martin AO  
 Professor Ray Martin AO  
 Mr Erich A Mayer AM  
 Dr Neville J McCarthy AO  
 Mrs Jean M McCaughey AO  
 Professor Jim McCluskey  
 Professor John A McKenzie AM  
 Professor Frederick Mendelsohn AO  
 Professor Jacques Miller AC  
 Professor John Mills  
 Mr Robert C Minter  
 Trustee, the Walter and Eliza Hall Trust  
 Professor Christina Mitchell  
 Dr Graham F Mitchell AO  
 Dr Judith A Mitchell  
 Mr Barry Moore  
 Mrs Barbara R Morgan  
 Mr Hugh M Morgan AC  
 Dr George Morstyn  
 Mr Bob I Munro  
 Dame Elisabeth Murdoch AC DBE  
 Mr Anthony P Murphy  
 Ms Linda B Nicholls AO  
 Lady Lyn Nossal  
 Mr Tom J R O'Brien AM  
 Mr David Owens  
 Mrs Helen Owens

Sir Arvi Parbo AC  
 Professor David G Penington AC  
 Professor Roger Pepperell  
 Mr David R Percival  
 Professor Emeritus Jim Pittard AM  
 Lady Primrose Potter AC  
 Mr John B Prescott AC  
 Mrs Edith Qualtrough  
 Ms Lesley Qualtrough  
 Professor Peter Rathjen  
 Ms Kate J Redwood  
 Mr John B Reid AO  
 Mr Dieter O Rinke  
 Associate Professor Ken Roberts AM  
 Mr Michael B Robinson AO  
 Ms Linda Rodger  
 Mrs Mary Rodger  
 Mrs Margaret S Ross AM  
 Mr Fergus D Ryan  
 Professor Graeme B Ryan AC  
 Professor Nick Samaras  
 Mrs Pam J Sargood  
 Professor Carl B Schedvin  
 Ms Carol J Schwartz AM  
 Dr Roland Scollay  
 Mr Andrew Scott  
 Professor John F Scott AO  
 Dr Paul W Scown  
 Mrs Sam M Sharman  
 Mrs Lousie Skala  
 Mr Steven M Skala AO  
 Mr Jack Smorgon AO  
 Mr Robert Smorgon AM  
 Ms Linda Sorrell  
 Ms Pauline Speedy  
 Miss Ann A Sprague  
 Mr Geoffrey J Stewardson  
 Dr John Stocker AO  
 Mr John W Stratton  
 Ms Helen Sykes  
 Ms Jenny Tatchell  
 Mr Bruce B Teele  
 Mrs Cheryl F Thomas  
 Mr Christopher Thomas  
 Mr John C Walker QC  
 Mr Stanley Wallis AC  
 Ms Catherine Walter AM  
 Mr John M Walter  
 Mr John C Warburton  
 Mr Robert Warren  
 Ms Marion J Webster OAM  
 Mr Kevin J Weight  
 Professor Richard E H Wettenhall  
 Dr Senga Whittingham  
 Mr David A Williamson  
 Professor Robert Williamson AO  
 Professor Ingrid Winship  
 Mr Peter A Worcester

# Staff list

## Director

**Doug Hilton**, BSc *Monash* BSc(Hons) *Melbourne* PhD *Melbourne* FAA

## Assistant director

**Dave Vaux**, BMedSc *Melbourne* MB BS *Melbourne* PhD *Melbourne* FAA

## Director's office

Keely Bumsted O'Brien, BSc *Simmons College* PhD *Washington*, scientific education officer (from 07/11)  
 Pamela Dewhurst, personal assistant  
 Sue Hardy, student administration assistant (from 02/12)  
 Kelly Rodger, executive assistant (administrative)  
 Linda Scott, personal assistant to president of the Australian Academy of Science  
 Fenny Wiradajaja, BSc *Monash* PhD *Monash*, executive assistant (scientific)

## Chief operating officer

**Maureen O'Keefe**, BSc(Hons) *Monash* DipEd *Melbourne* MBA *Melbourne* GAICD WCLP

## Chief operating officer's office

Sue Cameron-Codognotto, administrative officer  
 Jenna Kelley, administrative assistant

## Internal audit

**Stanley Balbata**, CPA, internal auditor

## Research Grants

**Julie Mercer**, BSc *Melbourne* DipEd *Monash* PhD *Monash*, grants manager  
 Annette Wilson, BA(Hons) *Monash* MA *Monash* GradDipSocSci *Swinburne*, grants administrative assistant

## Bioservices

**Catherine O'Brien**, BVSc *Melbourne*, veterinarian

Gavina Bailey, animal ethics committee and regulatory compliance officer

**Angela Milligan**, head, Bioservices – Parkville

Sophie Allan  
 Kim Birchall  
 Amanda Bradfield (to 02/12)  
 Rebecca Cole  
 Dannielle Cooper  
 Jessica Coughlin  
 Faye Dabrowski  
 Merle Dayton  
 Kris Dennemoser (to 09/11)  
 Heather Donatucci  
 Emma Dunstan (from 02/12)  
 Michelle Fornito  
 Carmen Gatt  
 Jaclyn Gilbert  
 Katya Gray  
 Megan Haillay (from 08/11 to 11/11)  
 Melissa Hobbs, BSc *Monash*  
 Krystal Hughes  
 Nadia Iannarella  
 Meagan James (to 02/12)  
 Elizabeth Kyran  
 Emma Lanera  
 Jamie Leahy  
 Silvana Liburdi  
 Nicole Lynch  
 Liana Mackiewicz  
 Kate McKenzie  
 Julie Merryfull  
 Glen Monagle  
 Andrea Morcom  
 Gary Morgan  
 Danny Noriel  
 Stephanie O'Connor  
 Melissa Pritchard  
 Lisa Reid  
 Alice Renkema (to 04/12)  
 Kristen Scicluna (from 07/11)  
 Giovanni Siciliano  
 Catherine Smith  
 Chrystal Smith  
 Keti Stoev  
 Emily Sutherland (to 09/11)  
 Paul Trajcevski  
 Kelly Trueman  
 Kristy Vella  
 Kelly Walker (from 08/11)  
 Lauren Wilkins  
 Jian Xiao  
 Catherine Yates

**Gillian Carter**, head, Bioservices – Kew

Andrea Baldwin  
 Fiona Berryman  
 Kerry Betts  
 Peter Coffman  
 Rhiannan Crawley (from 01/12)  
 Carmen Epifanio (from 01/12)

Jackie Fisher  
 Sharen Hennessy  
 Wendy Intrepido  
 Jess Janssen  
 Terese Johns, education and training manager  
 Melissa Keeble  
 Con Koureskas  
 Kelly Lane, BSc *Melbourne*  
 Teisha Mason  
 Cameron McKenzie  
 Lyciah Mounsey (from 08/11)  
 Sohrab Partow  
 Bec Poppleton  
 Liz Reddie  
 Leanne Scott  
 Bianca Smaranda  
 Silvia Stoev (from 11/11)  
 Cheryl Thorp, administrative assistant  
 Collette Turfrey  
 Sarah Vivian  
 Melinda Watts (from 10/11)  
 Kelly Wilson

**Elaine Major**, head, Bioservices – Biotechnology Centre

Loretta Allen (to 01/12)  
 Kathy Barber  
 Denise Barker  
 Rebecca Bowyer (to 07/11)  
 Sheree Brown  
 Tara Carle  
 Cassandra D'Alessandro (from 02/12)  
 Christopher Evans  
 Katie Franks  
 Theresa Gibbs  
 Stephanie Green  
 Aida Herrera  
 Melanie Howell  
 Priscilla Kennedy  
 Lyn Lowe  
 Vicki Marshall, BSc *LaTrobe*  
 Dang Nguyen (to 03/12)  
 Shauna Ross  
 Mathew Salzone (to 04/12)  
 Emilia Simankowicz (from 11/11)  
 Julie Stanley  
 Christina Tsatsoulis  
 Jayne Vella (from 11/11)  
 Fiona Waters, BSc *LaTrobe*  
 Magda Wilk

**Eren Loza**, Head, Bioservices – LaTrobe

Louise Inglis  
 Jose Jimenez  
 Tracey Kemp  
 Tony Trajcevski, animal attendant coordinator



## Business Development Office

**Julian Clark**, BSc(Hons) *Flinders* PhD *Glasgow*, head, business development

Patricia Diggie, BSc(Hons) *Monash* PhD *Bristol*, business development officer  
James Dromey, BSc(Hons) *London* PhD *London*, business development associate  
Gabrielle Hirsch, BSc(Hons) *Monash* LLB *Monash*, IP/legal officer (from 12/11)  
Carmela Monger, BSc *LaTrobe* MSc *Melbourne*, intellectual property and contracts manager  
Sheena Segbedzi, BE(Hons) *Melbourne* MEng *Melbourne* GradDiplP *Melbourne*, patents administrator

## Building and Engineering Services

**Steve Droste**, BEng *Melbourne*, facilities manager

Geoff Cravino, engineering supervisor  
Nick Basalaj, essential safety measures technician  
Mahbub Bhuiyan, MPICT *Macquarie*, security and compliance supervisor  
Peter Brown, maintenance technician  
Marek Grostal, BEng(Technology) *Warsaw*, electronics technician  
Cipriano Maligsay, BEng *Manila*, electrical/mechanical technician  
Alf Mele, trades assistant  
Greg Menzies, engineering purchasing officer  
Onker Singh, maintenance technician  
Derek Wates, refrigeration technician

**Graham Pratt**, engineering supervisor, Bundoora

Darren Goodwin, workshop technician  
Jeffrey Langley, maintenance technician  
Patrick Makiatea, trades assistant  
Robert Mitrevski, workshop technician  
Graham Thornbury, maintenance technician

## Clinical Translation Centre

**Andrew Roberts**, MB BS *Qld* PhD *Melbourne* FRACP FRCPA, head, clinical translation centre

Jenni Harris, BSc(Nursing) *Ballarat* GradDipCC(ICU) *Monash* GradDipSc(Nursing) *VUT*, clinical project officer  
Cathy Quilici (from 09/11), research assistant  
Naomi Sprigg, visiting tissue coordinator  
Lina Laskos, BSc(Hons) *Monash* PhD *Monash*, clinical project officer

## Community Relations

**Deb Cutts**, BSc *Monash*, fundraising manager (to 12/11)

**Penny Fannin**, BSc(Hons) *Melbourne* GradDipJourn *Murdoch*, strategic communications and marketing manager

Drew Berry, BSc(Hons) *Melbourne* MSc *Melbourne*, biomedical animations manager  
Elizabeth Bravo, catering supervisor  
Rachel Bucknall, BVC(Hons) *Monash*, graphics officer (from 02/12)  
Richard Burleigh, database officer (from 05/12)  
Lee Byrne, BA *South Australia* MA *Deakin*, web communications manager (from 04/12)

Jacqui Church, community relations coordinator (to 03/12)  
Madhu Dass, catering assistant  
Rosie Falcone, reception coordinator  
Maureen Grant, BA *UTS* CEM, conference and events manager  
Renee Jowett, receptionist  
Lauren McCluskey, BA *RMIT*, development officer (from 08/11)  
Peter Maltezos, graphics officer  
Dany Maneely, BBiomedSc *Durham* MSc *Imperial College*, web content manager (to 04/12)  
Czesia Markiewicz, photographer  
Brigitte Mesiti, graphics officer  
Alice Robinson, BA *Flinders* LLB *Flinders*, communications officer (from 08/11)  
Vanessa Solomon, BSc(Hons) *UTAS* PhD *Melbourne*, communications advisor  
Simon Taplin, production manager  
Julie Tester, BA *Melbourne* BSW *Melbourne*, donor development manager  
Jane Turner, BA *LaTrobe*, trusts and foundations manager (from 07/11)  
Etsuko Uno, BSc(Hons) *UWA* MA *Rockefeller*, biomedical animator  
Cameron Wells, graphics officer  
Elizabeth Williams, BSc(Hons) *UWA* GradDipSciComm *UWA*, media and publications manager

## Finance

**Murray Jeffs**, BBus(Accounting) *RMIT* CPA FCIS SF Fin, financial controller

Malcolm Williamson, BBus(Accounting) *Swinburne*, financial operations manager  
Yesar Al-Hashimi, BBus(Administration) *Yarmouk*, accounts officer  
Gordana Barkovic, accounts officer  
Kaye Bates, accounts officer  
Michelle Birrell, BBus(Administration) *Monash*, accounts/grants officer  
Peter Chen, BCom *Deakin*, accounts payable officer  
Barbara Groves, accounts officer  
Justine Koutsoupas, BCom *RMIT*, accountant (from 08/11)  
Adrian Turvey, assistant accountant

## Procurement and Logistics

**Todd Jasper**, procurement and logistics coordinator

Luke Baltrunas, storeperson  
Oscar Canedo, storeperson  
Mario Florides, stores and inventory clerk  
Brigitte Jordanidis, receptionist/administration assistant  
Claudia Kerstovitch, administration coordinator  
Stella Kyvetos, shipping officer  
Jim McDonagh, shipping officer  
Dorothy Pilarinos, purchasing officer  
Richard Reeve, stores supervisor  
John Sapazovski, storeperson  
Boris Trajcevski, purchasing officer

## Human Resources

**Paul Fraser**, BSc(Hons) *Melbourne* DipEd *Melbourne* MEdAdmin *New England*, human resources manager

Catherine Axiaq, BBus *Swinburne*, human resources administrator  
Frank Draffen, academic administration officer  
Mabel Kiang, BBus *Swinburne*, payroll/HR administrator  
Vanessa Linde, BHealthSc *Deakin*, human resources officer  
Yvonne Sirinotis, BBus *LaTrobe*, human resources officer  
Rita Tiziani, senior human resources officer

## Information Technology Services

**John Wastell**, BSc(Hons) *Melbourne*  
PhD *Melbourne*, head, Information  
Technology Services

Adrian Colomitchi, BSc *Bacharest*,  
software engineer (from 10/11)  
Janice Coventry, BSc *Melbourne* DipEd  
*Melbourne*, VMS systems manager  
Jason Cutler, BInfTech *Monash*, helpdesk  
engineer  
Miffy Edwards, BA *Monash*, DBA/senior  
applications programmer  
Chris Fitzgerald, helpdesk engineer  
David Hardy, BA(Hons) *De Montfort*,  
Macintosh systems manager  
Edy Huynh, computer technician  
Norm King, computer technician  
Khoi Le, software engineer  
Tri Le, BSc(Hons) *Monash*, PC systems  
manager  
John McFarlane, GradDipApplInfSys  
*RMIT*, IT services manager  
Andrew McIneny, helpdesk team leader  
Austin McLaughlin, BSc(Hons) *LaTrobe*,  
application services manager (from 07/11)  
John Nguyen, BECompEng *Melbourne*,  
desktop systems support engineer  
Jakub Szarlat, BESoftEng(Hons)  
*Melbourne*, Unix/Linux systems manager  
Phi Tang, BComp(Hons) *Adelaide*,  
software engineer (from 10/11)  
Dung Tran, BEComp *Monash*, networks  
manager  
Qui Tran, BAppSc *Chisholm*, Microsoft  
server applications support engineer  
Rodney Van Cooten, BSc(Hons)  
*Melbourne*, CTx computer systems  
engineer

## Laboratory Services and Operations

**Helene Martin**, BSc(Hons) *Melbourne*  
MBB *RMIT* PhD *Melbourne*, laboratory  
operations manager

**Michael Rubira**, BAppSc *RMIT*,  
laboratory operations manager  
Wendy Carter, ARMIT *RMIT*

### Flow Cytometry Laboratory

**Frank Battye**, BSc(Hons) *LaTrobe* PhD  
*LaTrobe*, head, flow cytometry

David Baloyan, BSc(Hons) *Javakhsivili*  
*Tbilisi State* MSc(Hons) *Javakhsivili*  
*Tbilisi State*

Adrian Binek, BSc *Swinburne* (from  
02/12)

Sandy Fung, BSc *Melbourne* (to 01/12)  
Angela Hind (to 03/12)

Dora Kaminaris, BSc *Monash*

Padmini Nanda, BSc *Bangalore* MSc  
*Bangalore*

Chayanica Nasa, BSc *Delhi* MSc *Delhi*

Rumbi Tichawangana, BSc *Deakin*  
BSc(Hons) *Melbourne*

Lankesha Yapa, BSc *Auckland* MSc  
*Auckland*

### Gene Targeting Service

Jacob Sarkis, BSc *RMIT*  
Elizabeth Viney, BAppSc *RMIT*

### Histology

**Ellen Tsui**, head of Histology

Vera Babo

Salam Hasanein

Yuyin Hoang

Steven Mihajlovic, BSc *Sydney*

MSLA *Zagreb*

Kevin Weston

### Imaging Facility

**Kelly Rogers**, BSc(Hons) *Deakin* PhD  
*Griffith*, head, imaging facility

Lachlan Whitehead, BA *Melbourne*  
BSc(Hons) *Melbourne* PhD *Melbourne*  
(from 04/12)

### Media

**Wendy Dietrich**, BAppSc *Monash*  
BAppSc(Hons) *RMIT*, head, Central  
Services

Kelly Arnott

Goran Arsovski

Balwinder Kaur, BA *Bunjab*

Linda Minter (to 01/12)

Carolyn Sperrer

Dora Vasiliadis, media supervisor

## Monoclonal Antibody laboratory

**Kaye Wycherley**, head, Monoclonal  
Antibody services

Ridouan Bouhbouh

Monica Brown

Myha Huynh

Karen Mackwell, BAppSc *RMIT*

Paul Masendycz, BAppSc *RMIT*,  
laboratory coordinator

### Preparation Services

Leny Juatan

Dianne Mathews

Heather Orange

Josephine Pink

Wendy Ross

Anna Rymer

Denise Stephen

### Radiation and Instrument Services

Denis Quilici, ARMIT *RMIT*,  
radiation safety

Thomas Nikolaou

## Library and Information Management

**Josephine Marshall**, head, library and  
information management

Richard Burt, BA *LaTrobe* MIMS

*Swinburne* GradDipEd *Monash*,  
records officer

Wendy Hertan, BA *VUT* GradDipLib  
*Melbourne*, assistant librarian

## Safety

**Tony Hendy**, BAgSc(Hons) *Melbourne*  
GCertIndHygSc *Deakin*, safety systems  
manager

Grant Thomas, BAppSc *RMIT*, chemical  
safety officer

# Board Committees

## Audit and Risk Committee

Ms Linda B Nicholls AO, Chair  
 Mr Peter Caldwell (Deloitte)  
 Professor Doug Hilton  
 Mr Murray Jeffs  
 Mr Roger Male  
 Ms Maureen O'Keefe  
 Mr Steven Skala AO  
 Mr Malcolm Williamson  
 Mr Stan Balbata (Minutes)

## Commercialisation Committee

Dr Graham Mitchell, Chair  
 Mr Leon Davis AO  
 Dr James Dromey  
 Dr Julian Clark  
 Professor Peter Colman  
 Professor Doug Hilton  
 Dr George Morstyn  
 Professor Nick Nicola AO  
 Ms Maureen O'Keefe  
 Dr John Raff  
 Ms Carmela Monger (Minutes)

## Financial Sustainability Committee

Mr Christopher Thomas, Chair  
 Mrs Sally Bruce  
 Mr Greg Camm  
 Mr Michael Daddo  
 Mr Leon Davis  
 Mr John Dyson  
 Ms Penny Fannin  
 Ms Jane Hemstritch  
 Professor Doug Hilton  
 Ms Caroline Johnston  
 Mr Rowan Kennedy  
 Ms Maureen O'Keefe  
 Mr Steven Skala  
 Mr Robert Wylie  
 Ms Sue Cameron (Minutes)

## Human Research Ethics Committee

Associate Professor Rufus Black, Chair  
 Dr Bob Anderson (to 12/11)  
 Dr John Bonacci  
 Associate Professor Paul Ekert (from 01/2)  
 Reverend Father Michael Elligate, Deputy Chair  
 Mr David Freeman  
 Observer: Dr Lina Laskos  
 Professor Geoff Lindeman  
 Mrs Netta McArthur  
 Mr Paul McCaffrey  
 Dr Rachel Nowak  
 Ms Maureen O'Keefe  
 Professor Louis Schofield  
 Professor Ingrid Winship  
 Ms Sue Cameron (Minutes)

## Investment Committee

Mr Roger Male, Chair  
 Mr Steven Daley  
 Professor Doug Hilton  
 Mr Murray Jeffs  
 Mr Stephen Merlicek  
 Mr Stephen Milburn-Pyle  
 Ms Maureen O'Keefe  
 Mr John Stratton  
 Ms Fiona Trafford-Walker  
 Ms Catherine Walter AM  
 Mr Peter Worcester  
 Mr Andrew Scott (Minutes)

## New Building Sub-Committee

Mr Michael Fitzpatrick, Chair  
 Mr Leon Davis AO  
 Professor Doug Hilton  
 Mr Tony Murphy  
 Ms Maureen O'Keefe  
 Professor Nick Nicola AO  
 Professor David Vaux  
 State Government Observers:  
 Mr Simon Rabi, DPI  
 Mr Steven Skala AO  
 Ms Sue Cameron (Minutes)



# Advisory Committees

## Appointment and Promotion Review Committee

Professor James Angus,  
The University of Melbourne, Chair  
Professor Jerry Adams  
Professor Warren Alexander  
Professor Peter Colman  
Professor Alan Cowman  
Professor Len Harrison  
Professor Doug Hilton  
Professor Phil Hodgkin  
Professor David Huang  
Professor Geoff Lindeman  
Professor Nick Nicola  
Dr Stephen Nutt  
Professor Liam O'Connor  
Professor Andrew Roberts  
Professor Terry Speed  
Professor Andreas Strasser  
Professor David Vaux  
Professor Jane Visvader  
Professor Ian Wicks  
Mr Paul Fraser,  
Human Resources Manager (Minutes)

## International Scientific Advisory Council

Dr David Baltimore,  
California Institute of Technology  
Professor Christophe Benoist,  
Joslin Diabetes Center  
Professor Anton Berns,  
Netherlands Cancer Institute  
Dr Alan Bernstein,  
Global HIV Vaccine Enterprise  
Professor Elizabeth Blackburn,  
University of California San Francisco  
Professor Dr Meinrad Busslinger,  
Research Institute of Molecular Pathology  
Professor Peter Doherty,  
The University of Melbourne  
Professor Richard Flavell,  
Yale University  
Professor Christopher Goodnow,  
John Curtin School of Medical Research,  
Australian National University  
Dr Diane Mathis,  
Joslin Diabetes Center  
Professor Philippe Sansonetti,  
Institut Pasteur  
Professor Tom Steitz,  
Howard Hughes Medical Institute,  
Yale University  
Professor Bruce Stillman,  
Cold Spring Harbor Laboratory  
Professor James Wells,  
Small Molecule Discovery Center,  
University of California San Francisco  
Director's Office,  
Walter and Eliza Hall Institute (Minutes)

## Senior Scientific Advisory Committee

Professor Doug Hilton, Chair  
Professor Jerry Adams  
Professor Warren Alexander  
Dr Chris Burns  
Professor Peter Colman  
Professor Alan Cowman  
Professor Len Harrison  
Professor Phil Hodgkin  
Professor David Huang  
Professor Geoff Lindeman  
Professor Nick Nicola  
Dr Stephen Nutt  
Professor Liam O'Connor  
Professor Andrew Roberts  
Professor Ken Shortman  
Professor Gordon Smyth  
Professor Terry Speed  
Professor Andreas Strasser  
Professor David Vaux  
Professor Jane Visvader  
Professor Ian Wicks  
Ms Kelly Rodger (Minutes)

# Standing Committees and Sub-Committees

## Animal Ethics Committee

Professor Colin Chapman, Chair  
 Dr Marnie Blewitt (Scientist)  
 Dr Alan Bolton (The Lost Dogs Home)  
 Mr Terence Flanagan  
 (Representing the public interest)  
 Dr Daniel Gray (Scientist)  
 Dr Carlotta Kellaway  
 (Representing the public interest)  
 Associate Professor Andrew Lew  
 (Veterinarian/Scientist)  
 Ms Julie Merryful  
 (Senior Animal Technician)  
 Dr Matthew McCormack (Scientist)  
 Ms Angela Milligan  
 (Senior Animal Technician)  
 Dr Catheryn O'Brien (Veterinarian)  
 Mr Tony Pyman  
 (Representing the public interest)  
 Mrs Gavina Bailey (Minutes)

## Biosafety Committee

Dr Ross Dickins, Chair (from 01/12)  
 Dr Stephen Nutt, Chair (to 12/11)  
 Ms Wendy Carter  
 Mr Tony Hendy (to 02/12)  
 Associate Professor Andrew Lew  
 Dr Helene Martin  
 Professor Marjory Martin (to 02/12)  
 Dr Catheryn O'Brien  
 Ms Maureen O'Keefe  
 Dr Marc Pellegrini, Deputy Chair  
 (from 01/12)  
 Professor Andrew Roberts  
 Mr Michael Rubira  
 Dr Odilia Wijburg  
 Ms Marian Cravino (Minutes)

## Clinical Translation Standing Committee

Professor Andrew Roberts, Chair  
 Dr Bob Anderson  
 Dr Chris Burns  
 Dr Julian Clark  
 Dr Ross Dickins  
 Associate Professor Paul Ekert  
 Professor Len Harrison  
 Dr Susanne Heinzl  
 Dr Lina Laskos  
 Professor Geoffrey Lindeman  
 Associate Professor Clare Scott  
 Ms Monique Topp  
 Dr Jason Tye-Din  
 Professor Paul Waring, University  
 of Melbourne  
 Professor Ian Wicks  
 Ms Jenni Harris (Minutes)

## Education Committee

Dr Anne Voss, Chair  
 Dr Keely Bumsted-O'Brien  
 Dr Matthew Call  
 Dr Peter Czabotar  
 Dr Grant Dewson  
 Mr Frank Draffen  
 Associate Professor Paul Ekert  
 Ms Penny Fannin  
 Mr Paul Fraser  
 Dr Nick Huntington  
 Dr Ruth Kluck  
 Mr James McCoy  
 Dr Sandra Nicholson, Deputy Chair  
 Dr Marc Pellegrini  
 Associate Professor John Silke  
 Dr Brad Sleebs  
 Professor Terry Speed  
 Associate Professor David Tarlinton  
 Dr Chris Tonkin  
 Ms Jenni Harris (Minutes)

## Engagement Committee

Ms Penny Fannin, co-Chair  
 Professor David Vaux, co-Chair  
 Dr Keely Bumsted-O'Brien  
 Miss Lee Byrne  
 Ms Gillian Carter  
 Mr Jason Corbin  
 Dr Leigh Coultas  
 Professor Alan Cowman  
 Dr Marlyse Debrincat  
 Dr James Dromey  
 Dr Krystal Evans  
 Ms Angela Georgiou  
 Mrs Maureen Grant  
 Mr Colin Hockings  
 Dr Kurt Lackovic  
 Dr Erinna Lee  
 Ms Jo Marshall  
 Dr Ashley Ng  
 Ms Mikara Robati  
 Dr Christine White  
 Ms Alice Robinson (Minutes)

## Gender Equity Committee

Associate Professor Lynn Corcoran,  
 co-Chair  
 Professor Terry Speed, co-Chair  
 Dr Marie-Liese Asselin-Labat  
 Dr Alyssa Barry  
 Professor Sharon Bell  
 Keely Bumsted-O'Brien  
 Dr Chris Burns  
 Dr Kim Jacobson  
 Dr Ben Kile  
 Carmela Monger  
 Associate Professor Clare Scott  
 Ms Rita Tiziani  
 Ms Hannah Vanyai  
 Ms Kelly Rodger (Minutes)

## Health, Safety and Environment Committee

Mr Paul Fraser, Chair  
 Ms Tracey Baldwin  
 Ms Wendy Carter  
 Mr Steve Droste  
 Ms Jessica Janssen  
 Dr Guillaume Lessene  
 Dr Kym Lowes  
 Mr Greg Menzies  
 Ms Andrea Morcom  
 Ms Maureen O'Keefe  
 Mr Denis Quilici  
 Ms Lucille Rankin  
 Mr Michael Rubira  
 Mr Keith Satterley  
 Ms Rita Tiziani  
 Ms Ellen Tsui  
 Mr Tony Hendy (Minutes)

## IT Standing Committee

Professor Peter Colman, co-Chair  
 Dr John Wastell, co-Chair  
 Ms Lee Byrne  
 Dr Hendrik Falk  
 Professor Phil Hodgkin  
 Professor David Huang  
 Professor Liam O'Connor  
 Ms Maureen O'Keefe  
 Dr Tony Papenfuss  
 Dr Kelly Rogers  
 Ms Jie Zhou  
 Ms Helen Barry (Minutes)

## Mouse Management Committee

Associate Professor Andrew Lew, Chair  
 Professor Warren Alexander  
 Dr Ben Croker  
 Mr Paul Fraser  
 Dr Diana Hansen  
 Dr Axel Kallies  
 Dr Kylie Mason  
 Ms Angela Milligan  
 Dr Sandra Nicholson  
 Dr Catheryn O'Brien  
 Professor Andreas Strasser  
 Associate Professor David Tarlinton  
 Professor Jane Visvader  
 Dr Anne Voss  
 Mrs Gavina Bailey (Minutes)

## Senior Technology Planning Group

Professor Nick Nicola AO, Chair  
 Professor Warren Alexander  
 Dr Jake Baum  
 Professor Peter Colman  
 Dr Leigh Coultas  
 Professor David Huang  
 Dr Ben Kile  
 Professor Liam O'Connor  
 Ms Maureen O'Keefe  
 Professor Andrew Roberts  
 Associate Professor David Tarlinton  
 Ms Jane Turner (from 03/12)  
 Professor Jane Visvader  
 Dr Sabine Kelly (Minutes)

## Scientific Services

Professor Warren Alexander, co-Chair  
 Ms Maureen O'Keefe, co-Chair  
 Dr Gabrielle Belz  
 Professor David Huang  
 Mr Michael Rubira  
 Dr Chris Tonkin  
 Mr Malcolm Williamson  
 Dr Sabine Kelly (Minutes)

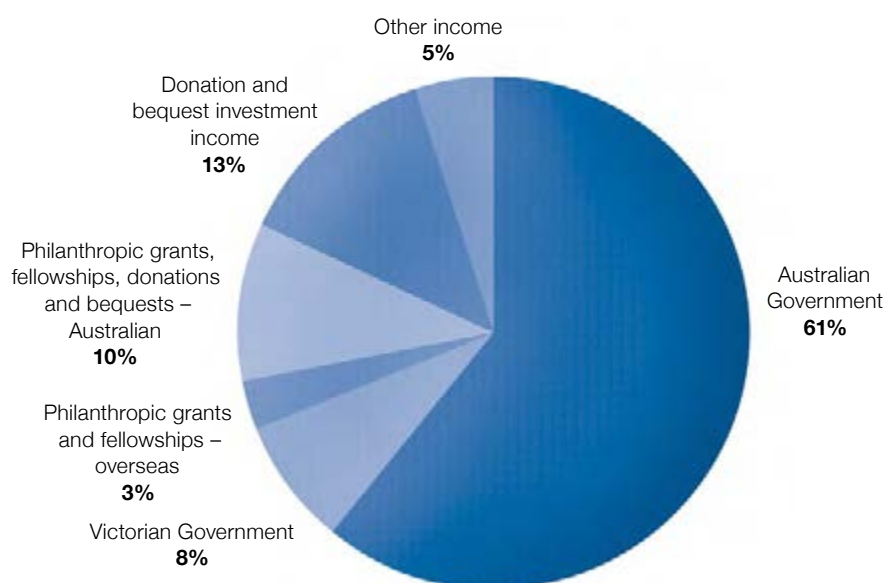
## Marketing Committee

Dr Marthe D'Ombra, Chair (Minutes)  
 Dr Julian Clark  
 Dr James Dromey  
 Ms Penny Fannin  
 Dr Stephanie Grabow  
 Professor Doug Hilton  
 Dr Kurt Lackovic  
 Ms Maureen O'Keefe  
 Ms Liz Williams

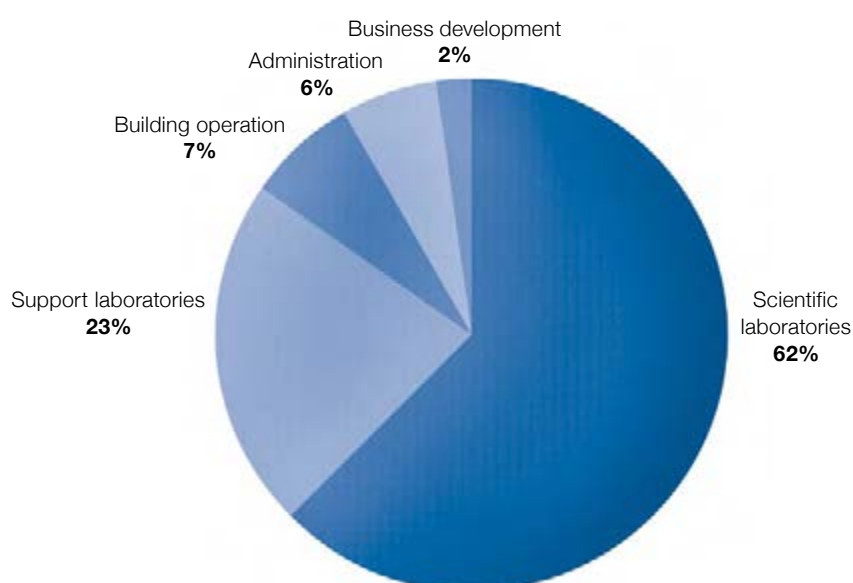


# The year at a glance

## Income



## Expenditure



## The year in brief

	2012	2011
Income for research (\$000) (excluding investment income)	72,881	70,748
Donation and bequest investment income (\$000)	11,280	11,486
Expenditure on research (\$000)	89,109	79,124
Net surplus (deficit) from research (\$000)	(4,948)	3,110
Number of staff and visiting scientists	608	585
Number of postgraduate students	137	135
Total staff and students (EFTs)	745	720

## Statement of comprehensive income for the year ended 30 June 2012

		2012	2011
Revenue for research activities	Note	\$'000	\$'000
<b>Government revenue</b>			
National Health and Medical Research Council	4(a)	43,528	39,595
Cooperative Research Centres	4(b)	2,199	2,185
Other federal government grants	4(c)	1,706	2,615
Other federal government fellowships	4(d)	2,529	1,578
Victorian Government grants	4(e)	7,074	6,842
Foreign government grants and fellowships	4(f)	359	557
		<b>57,395</b>	<b>53,372</b>
<b>Other grant revenue</b>			
Industrial grants and contracts	4(g)	1,114	1,846
Philanthropic grants and fellowships – Australia	4(h)	5,285	3,830
Philanthropic grants and fellowships – International	4(i)	2,180	3,235
		<b>8,579</b>	<b>8,911</b>
<b>Other revenue</b>			
Investment income	4(j)	11,280	16,236
Royalty income		810	2,513
General income		3,054	2,647
Donations and bequests		3,043	3,305
		<b>18,187</b>	<b>24,701</b>
<b>Total revenues for research activities</b>		<b>84,161</b>	<b>86,984</b>

The financial statements are to be read in conjunction with the notes to, and forming part of, the financial statements.

		2012	2011
	Note	\$'000	\$'000
<b>Expenditure on research activities</b>			
<b>Scientific laboratories</b>			
Staff costs		41,421	36,793
Apparatus and equipment		2,044	2,000
Consumable supplies		9,664	8,671
Other expenses		2,223	2,539
		<b>55,352</b>	<b>50,003</b>
<b>Support laboratories</b>			
Staff costs		13,287	11,988
Apparatus and equipment		2,075	862
Consumable supplies		2,477	2,556
Other expenses		2,088	1,658
		<b>19,927</b>	<b>17,064</b>
<b>Building operation</b>			
Staff costs		1,434	1,328
Operating costs and repairs		4,877	4,353
		<b>6,311</b>	<b>5,681</b>
<b>Administration</b>			
Staff costs		4,540	3,890
Equipment		75	73
Fundraising and marketing expenditure		192	139
Other expenses		936	790
		<b>5,743</b>	<b>4,892</b>
<b>Business development</b>			
Staff costs		877	800
Patents		572	360
Other expenses		327	324
		<b>1,776</b>	<b>1,484</b>
<b>Total expenditure on research activities</b>		<b>89,109</b>	<b>79,124</b>
<b>Surplus (deficit) from research activities</b>		<b>(4,948)</b>	<b>7,860</b>
Other income	2	25,369	3,098
Impairment write-down of available-for-sale financial assets	12(f)	(2,333)	(2,945)
Write back of prior years' implementation costs			744
Depreciation and amortisation	21	(5,681)	(6,375)
<b>Net surplus before capitalised bequests and grants for capital works</b>		<b>12,407</b>	<b>2,382</b>
Capitalised bequests and grants for capital works	3	16,757	52,765
<b>Net surplus for the year</b>	12(a)	<b>29,164</b>	<b>55,147</b>
<b>Other comprehensive income</b>			
Gain/(loss) on available-for-sale investments taken to equity	12(f)	(10,905)	4,850
Transfers to (gain) or loss on sale of financial assets	12(f)	(1,154)	(6,944)
Transfer impairment write-down of available-for-sale financial assets	12(f)	2,333	2,945
<b>Total comprehensive income for the year</b>		<b>19,438</b>	<b>55,998</b>

The financial statements are to be read in conjunction with the notes to, and forming part of, the financial statements.



## Statement of financial position as at 30 June 2012

		2012 \$'000	2011 \$'000
<b>Assets</b>	<b>Note</b>		
<b>Current assets</b>			
Cash	17(a)	14,994	23,876
Current tax assets	7(a)	2,117	3,580
Receivables	7(b)	11,804	11,554
Other financial assets	7(c)	17,000	26,000
Prepaid operating lease	11	32	32
<b>Total current assets</b>		<b>45,947</b>	<b>65,042</b>
<b>Non-current assets</b>			
Other financial assets	8	157,716	155,122
Property, plant and equipment – at deemed cost	21	193,398	155,675
Prepaid operating lease	11	2,752	2,784
<b>Total non-current assets</b>		<b>353,866</b>	<b>313,581</b>
<b>Total assets</b>		<b>399,813</b>	<b>378,623</b>
<b>Liabilities</b>			
<b>Current liabilities</b>			
Trade payables		6,322	7,591
Employee benefits	9	8,222	7,756
Unearned grants and fellowships	10	13,164	11,798
<b>Total current liabilities</b>		<b>27,708</b>	<b>27,145</b>
<b>Non-current liabilities</b>			
Employee benefits	9	7,676	6,487
<b>Total non-current liabilities</b>		<b>7,676</b>	<b>6,487</b>
<b>Total liabilities</b>		<b>35,384</b>	<b>33,632</b>
<b>Net assets</b>		<b>364,429</b>	<b>344,991</b>
<b>Funds</b>			
Permanent invested funds	12(b)	139,073	134,457
General funds	12(c)	162,909	138,752
Royalty fund	12(d)	17,079	16,788
Leadership fund	12(e)	16,282	16,182
Investment revaluation reserve	12(f)	29,086	38,812
<b>Total funds</b>		<b>364,429</b>	<b>344,991</b>

The financial statements are to be read in conjunction with the notes to, and forming part of, the financial statements.

## Statement of cash flows for the year ended 30 June 2012

	Notes	2012	2011
		\$'000	\$'000
<b>Cash flows from operating activities</b>			
Donations and bequests		3,043	3,305
General income		3,054	2,646
Receipts from granting bodies		65,605	60,012
Payments to suppliers and employees		(88,562)	(84,353)
Royalty receipts		810	2,513
Dividends received		7,363	8,695
Interest and bill discounts received		5,460	6,205
<b>Net cash provided by/(used in) operating activities</b>	17(b)	<b>(3,228)</b>	<b>(977)</b>
<b>Cash flows from investing activities</b>			
Payment for other financial assets		(26,522)	(16,150)
Proceeds on sale of other financial assets		14,252	32,319
Sale(Purchase) of bills of exchange		9,000	11,853
Grants and Donations for Property, Plant and Equipment		25,006	37,719
Payment for property, plant and equipment		(30,753)	(53,523)
<b>Net cash provided by/(used in) investing activities</b>		<b>(9,017)</b>	<b>12,218</b>
<b>Cash flows from financing activities</b>			
Donations and bequests to permanent invested funds		<b>3,363</b>	<b>1,566</b>
<b>Net cash provided by financing activities</b>		<b>3,363</b>	<b>1,566</b>
<b>Net (decrease) increase in cash held</b>		<b>(8,882)</b>	<b>12,807</b>
<b>Cash and cash equivalents at the beginning of the financial year</b>		<b>23,876</b>	<b>11,069</b>
<b>Cash and cash equivalents at the end of the financial year</b>	17(a)	<b>14,994</b>	<b>23,876</b>

The financial statements are to be read in conjunction with the notes to and forming part of the financial statements.

## Statement of changes in equity

	Permanent funds	General funds	Royalty funds	Leadership funds	Investment revaluation reserve	Total funds
<b>Balance at 1 July 2011</b>	129,802	90,534	14,823	15,873	37,961	288,993
Surplus for the year	4,655	48,218	1,965	309	-	55,147
Other comprehensive income for the year	-	-	-	-	851	851
<b>Total comprehensive income for the year</b>	<b>4,655</b>	<b>48,218</b>	<b>1,965</b>	<b>309</b>	<b>851</b>	<b>55,998</b>
<b>Balance at 30 June 2011</b>	<b>134,457</b>	<b>138,752</b>	<b>16,788</b>	<b>16,182</b>	<b>38,812</b>	<b>344,991</b>
Surplus for the year	4,616	24,157	291	100	-	29,164
Other comprehensive income for the year	-	-	-	-	(9,726)	(9,726)
<b>Total comprehensive income for the year</b>	<b>4,616</b>	<b>24,157</b>	<b>291</b>	<b>100</b>	<b>(9,726)</b>	<b>19,438</b>
<b>Balance at 30 June 2012</b>	<b>139,073</b>	<b>162,909</b>	<b>17,079</b>	<b>16,282</b>	<b>29,086</b>	<b>364,429</b>

The financial statements are to be read in conjunction with the notes to and forming part of the financial statements.



## Notes to the annual accounts 2011-2012

### 1. Statement of significant accounting policies

The Walter and Eliza Hall Institute of Medical Research ('the institute') is incorporated in Victoria as a company limited by guarantee. The institute has 170 members and the guarantee is limited to two dollars per member. The financial report is a general purpose financial report prepared in accordance with the *Corporations Act 2001*, Accounting Standards and complies with other requirements of the law. Accounting Standards include Australian equivalents to International Financial Reporting Standards (A-IFRS). The institute is exempt from taxation. The institute is a not-for-profit entity.

The financial statements were authorised for issue by the directors on 13 September 2012.

The financial report has been prepared on the basis of historical cost except for the revaluation of certain non-current assets and financial instruments. Cost is based on the fair values of the consideration given in exchange for assets.

The institute is a company of the kind referred to in ASIC Class Order 98/0100, dated 10 July 1998, and in accordance with that Class Order amounts in the financial report are rounded off to the nearest thousand dollars, unless otherwise indicated.

Accounting policies are selected and applied in a manner which ensures that the resulting financial information satisfies the concepts of relevance and reliability, thereby ensuring that the substance of the underlying transactions or other events is reported.

The following significant accounting policies have been adopted in the preparation and presentation of the financial report:

#### (a) Property, plant and equipment

Property, plant and equipment held for use in research, or for administrative purposes, are stated in the statement of financial position at cost, less any subsequent accumulated depreciation.

Depreciation is provided on property, plant and equipment including freehold buildings. Depreciation is calculated on a straight-line basis so as to write off the net cost of each asset over its expected useful life. Leasehold improvements are depreciated over the period of the lease or the estimated useful life, whichever is shorter, using the straight-line method.

A regular review of useful lives, depreciation rates and residual values is conducted at each year end, with the effect of any changes in estimate accounted for on a prospective basis.

The following estimated useful lives are used in the calculation of depreciation: buildings (20 to 40 years); plant and equipment (5 to 20 years); and furniture and fittings (5 to 15 years).

Land leased at Parkville is recognised as part of Property, Plant and Equipment at fair value. Subsequent measurement will be under the cost method, whereby the asset will not be revalued.

#### (b) Acquisition of assets

Assets acquired are recorded at the cost of acquisition, being the purchase consideration determined as at the date of acquisition plus costs incidental to the acquisition. Items of property, plant and equipment are recorded at cost less accumulated depreciation, with the exception of land which is not depreciated.

#### (c) Source of capital funds

(i) The institute is a company limited by guarantee and as such has no issued capital. General Funds consist of the net accumulation of surpluses and deficits of prior years.

(ii) Permanent Invested Funds originate from gifts and bequests, the income from which is applied as stipulated by the donor, or to general research where there is no specific stipulation. These gifts and bequests are appropriated to Funds in the statement of financial position.

(iii) The Royalty Fund consists of the balance of royalties received in respect of patented inventions and not expended.

(iv) The Leadership Fund consists of donations and income earned thereon. The Leadership Fund was established in honour of Professors Gustav Nossal, Donald Metcalf and Jacques Miller to provide named fellowships to nurture the development of outstanding young scientists with the potential to be future leaders of biomedical research.

(v) The Investment Revaluation Reserve consists of gains and losses recognised through movement in the fair value of Investments and other financial assets.

#### (d) Income recognition

##### Grants

Revenue from grants is recognised when the company is entitled to receive the grant. However, reciprocal grants received or receivable for specific projects during the year but unspent at the end of the financial year, are carried forward to the next financial year.

##### Sale of goods and disposal of assets

Revenue from the sale of goods and disposal of assets is recognised when goods are delivered and legal title has passed.

##### Rendering of services

Revenue from a contract to provide services is recognised by reference to the stage of completion of the contract.

##### Royalties

Royalty income is recognised when received.

##### Contributions of assets

Revenue arising from the contribution of assets is recognised when the company gains control of the contribution.

##### Donations and Bequests

Donation and bequest income is disclosed as part of revenue for research activities, except for, where stipulated by the donor or bequestor, certain amounts are treated as capitalised donations and bequests and appropriated to Permanent Funds.

**(e) Investments and other financial assets**

All investments are initially recognised at fair value plus transaction costs. After initial recognition, investments are measured at fair value. Gains or losses on investments held are recognised in the Investment Revaluation Reserve. For assets that are actively traded in organised financial markets, fair value is determined by reference to the Stock Exchange quoted market bid prices at the close of business on balance date.

**(i) Available-for-sale financial assets**

Shares and other investments held by the company are classified as being available-for-sale and are stated at fair value. Fair value is determined in the manner described in note 20. Gains and losses arising from changes in fair value are recognised directly in the investment revaluation reserve with the exception of impairment losses which are recognised directly in profit or loss. Where the investment is disposed of or is determined to be impaired, the cumulative gain or loss previously recognised in investments revaluation reserve is included in profit or loss for the period.

**(ii) Impairment of financial assets**

Financial assets, other than those at fair value through profit or loss, are assessed for indicators of impairment at each balance sheet date. Financial assets are impaired where there is objective evidence that as a result of one or more events that occurred after initial recognition of the financial asset the estimated future cash flows of the investment have been impacted. Financial assets held below cost, by 20% or more, or for greater than 12 months are considered impaired and adjusted through profit and loss.

(iii) Bills of exchange are recorded at amortised cost, with revenue recognised on an accruals basis.

(iv) Dividend revenue is recognised on a receivable basis. Interest revenue is recognised on a time proportionate basis that takes into account the effective yield on the financial asset.

**(f) Cash and cash equivalents**

Cash comprises cash on hand and demand deposits. Cash equivalents are short-term, highly liquid investments that are readily convertible to known amounts of cash, which are subject to an insignificant risk of changes in value and have a maturity of six months or less at the date of acquisition.

**(g) Accounts payable**

Trade payables and other accounts payable are recognised when the company becomes obliged to make future payments resulting from the purchase of goods and services.

**(h) Research costs**

Research costs are recognised as an expense when incurred, except to the extent that such costs, together with unamortised deferred costs in relation to that project, are expected, beyond any reasonable doubt, to be recoverable.

Grants received or receivable in relation to research costs, which are recognised as an expense during the current or previous periods, are recognised as revenue in net surplus or deficit.

**(i) Goods and Services Tax (GST)**

Revenues, expenses and assets are recognised net of the amount of GST except:

(i) where the amount of GST incurred is not recoverable from the taxation authority, it is recognised as part of the cost of acquisition of an asset or as part of an item of expense; or

(ii) for receivables and payables which are recognised inclusive of GST.

The net amount of GST recoverable from, or payable to, the taxation authority is included as part of receivables or payables. Cash flows are included in the statement of cash flows on a gross basis. The GST component of cash flows arising from investing and financing activities which is recoverable from, or payable to, the taxation authority is classified as operating cash flows.

**(j) Employee benefits**

Provision is made for benefits accruing to employees in respect of annual leave and long service leave, when it is probable that settlement will be required and they are capable of being measured reliably.

Provisions made in respect to annual leave and long service leave expected to be settled within 12 months, are measured at their nominal values, using the remuneration rate expected to apply at the time of settlement.

Provisions made in respect to long service leave which are not expected to be settled within 12 months are measured as the present value of the estimated future cash outflows to be made by the company in respect of services provided by employees up to the reporting date.

**(k) Foreign currency**

All foreign currency transactions during the financial year are brought to account using the exchange rate in effect at the date of the transaction. Foreign currency monetary items at reporting date are translated at the exchange rate existing at that date. Exchange differences are recognised in the net surplus or deficit in the period in which they arise, except that exchange differences which relate to assets under construction for future productive use are included in the cost of those assets.

**(l) Leased assets**

Operating lease payments are recognised as an expense on a straight-line basis which reflects the pattern in which economic benefits from the leased asset are consumed.

**(m) Impairment of non-financial assets**

All non-financial assets are assessed annually for indications of impairment. If there is an indication of impairment, the assets concerned are tested as to whether their carrying value exceeds their possible recoverable amount. Where an asset's carrying value exceeds its recoverable amount, the difference is written-off as an expense. The recoverable amount for most assets is measured at the higher of value in use and fair value less costs to sell. Depreciated replacement cost is used to determine value in use. Depreciated replacement cost is the current replacement cost of an item of plant and equipment less, where applicable, accumulated depreciation to date, calculated on the basis of such cost.

**(n) Critical accounting judgements and key sources of estimation uncertainty**

In the application of the institute's accounting policies, which are described above, management may from time to time make judgements, estimates and assumptions about carrying values of assets and liabilities that may not be readily apparent from other sources. The estimates and associated assumptions are based on historical experience and various other factors that are believed to be reasonable under the circumstances, the result of which form the basis of making the judgement.

**(o) Impact of revised standards**

In the current year, the institute has adopted all of the new and revised standards and interpretations issued by the Australian Accounting Standards Board (the AASB) that are relevant to its operations and effective for the current annual reporting period.

- AASB 2010-4 'Further Amendments to Australian Accounting Standards arising from the Annual Improvements Project'
- AASB 2010-5 'Amendments to Australian Accounting Standards'
- AASB 1054 'Australian Additional Disclosures'
- AASB 124 'Related Part Disclosures'

**(p) Standards and interpretations issued not yet effective**

At the date of authorisation of the financial report, the standards and interpretations that are relevant to the institute, listed below, were on issue but not yet effective.

Initial application of the following standard will not affect any of the amounts recognised in the financial report, but will change the disclosures presently made in relation to the company's financial report:

Standard	Effective for annual reporting periods beginning on or after	Expected to be initially applied in the financial year ending
AASB 9 Financial Instruments, AASB 2009-11 Amendments to Australian Accounting Standards arising from AASB 9	1-Jan-13	30-Jun-14
AASB 13 Fair Value Measurement	1-Jan-13	30-Jun-14
AASB 119 Employee Benefits	1-Jan-13	30-Jun-14
AASB 2011-9 Presentation of items of Other Comprehensive Income	1-Jul-12	30-Jun-13
AASB 2012-5 Amendments to Australian Accounting Standards arising from Annual Improvements 2009-2011 Cycle	1-Jan-13	30-Jun-14

**(q) Comparative amounts**

Certain comparatives have been reclassified where appropriate.

	2012 \$'000	2011 \$'000
<b>2. Other income</b>		
Interest income attributable to building funds refer note 4(j)	11,710	136
Gain on sale of available-for-sale investments	877	2,962
Contribution Income for recognition of Land Lease	12,782	-
<b>Total other income</b>	<b>25,369</b>	<b>3,098</b>
<b>3. Capitalised donations, bequests and grants for capital works</b>		
Capitalised bequests (invested to provide income for future research operations)	3,461	1,566
Australian Cancer Research Foundation	2,000	-
The Atlantic Philanthropies - western extension	-	11,172
Victorian Government Department of Business and Innovation - western extension	9,090	39,910
Australian Government Department of Health and Ageing - National Health and Medical Research Council	817	77
The Ian Potter Foundation	1,000	-
Harold and Cora Brennen Benevolent Trust	40	-
Drakensburg Trust	300	-
Joe White Bequest	49	40
<b>Total capitalised donations, bequests and grants for capital works</b>	<b>16,757</b>	<b>52,765</b>



	2012 \$'000	2011 \$'000
<b>4. Income analysis</b>		
The following has been prepared in support of the items of income shown in the statement of comprehensive income. The institute ensures all grants are expended as stipulated.		
<b>(a) Australian Government grants</b>		
Department of Health and Ageing		
National Health and Medical Research Council		
– Research grants	26,718	25,065
– Research fellowships	7,177	5,881
– Infrastructure grant	7,283	6,518
– Postdoctoral fellowships and scholarships	2,350	2,131
<b>Total as per statement of comprehensive income</b>	<b>43,528</b>	<b>39,595</b>
<b>(b) Cooperative Research Centres</b>		
CRC for Cancer Therapeutics	1,593	1,440
HEARing CRC	606	745
<b>Total as per statement of comprehensive income</b>	<b>2,199</b>	<b>2,185</b>
<b>(c) Other Australian Government grants</b>		
Australia and New Zealand Breast Cancer Trials Group	-	11
Australian Phenomics Network	796	1,180
Australian Research Council	412	293
Australian Stem Cell Centre	23	941
Cancer Australia	-	140
CSIRO	450	-
Department of Innovation, Industry, Science and Research	-	50
OzEMalaR	25	-
<b>Total as per statement of comprehensive income</b>	<b>1,706</b>	<b>2,615</b>
<b>(d) Other Australian Government fellowships</b>		
Australian Research Council	2,529	1,578
<b>Total as per statement of comprehensive income</b>	<b>2,529</b>	<b>1,578</b>
<b>(e) Victorian Government grants</b>		
Department of Business and Innovation		
– Operational Infrastructure Support program	5,340	5,666
Victorian Breast Cancer Research Consortium	875	659
Victorian Cancer Agency	637	380
Victorian Comprehensive Cancer Centre	6	-
Victorian Endowment for Science, Knowledge and Innovation fellowship	111	62
Victorian Life Sciences Computation Initiative	17	-
Victorian Neurotrauma Initiative	88	75
<b>Total as per statement of comprehensive income</b>	<b>7,074</b>	<b>6,842</b>
<b>(f) Foreign government grants and fellowships</b>		
Canadian Institutes of Health Research postdoctoral fellowship	41	-
National Cancer Institute, US	112	319
National Institutes of Health, US	210	181
Swiss National Science Foundation fellowship, Switzerland	(3)	57
<b>Total as per statement of comprehensive income</b>	<b>359</b>	<b>557</b>

	2012 \$'000	2011 \$'000
<b>(g) Industrial grants and contracts</b>		
Ancora Pharmaceuticals	-	2
BACE Therapeutics	-	11
Bayhill Therapeutics	15	36
Bionomics Ltd	5	2
CSL Ltd	973	1,068
Drugs for Neglected Diseases Initiative	4	16
GlaxoSmithKline	28	-
Merck Sharp & Dohme	35	12
NexPep Pty Ltd	-	100
Pfizer Global Pharmaceuticals	-	154
Miscellaneous	54	445
<b>Total as per statement of comprehensive income</b>	<b>1,114</b>	<b>1,846</b>
<b>(h) Philanthropic grants and fellowships – Australia</b>		
Brought forward from previous year	1,667	1,614
Received and owing (net)		
Anonymous grant	25	-
Hazel & Pip Appel Fund	80	81
Arthritis Foundation of Australia	45	43
Arthritis Foundation of Australia Allan and Beryl Stephens Fund	-	20
Australian Academy of Science (Ron Rickards Fellowship)	-	12
Australian Friends of The Hebrew University, Jerusalem Limited	2	-
Australian Kidney Foundation	17	-
Cancer Council Victoria	513	324
Centenary Institute	12	-
Coeliac Australia Project	110	-
Cure Cancer Australia	133	90
Diabetes Australia Research Trust	88	30
Diabetes Vaccine Development Centre	56	101
Thomas William Francis and Violet Coles Trust	13	26
Dr Eric Guiler Tasmanian Devil Research Grant	27	-
H & L Hecht Trust	59	-
Leukaemia Foundation of Australia	619	529
Leukaemia Foundation of Queensland	40	40
Lions Sponsored Cancer Research Fund	-	10
Ludwig Institute for Cancer Research	1,154	-
R. G. Menzies Fellowship	-	5
Harold Mitchell Foundation Fellowship	10	10
National Breast Cancer Foundation	257	227
National Heart Foundation Fellowship	174	109
Ophthalmic Research Institute of Australia Research Grant	50	-
Prostate Cancer Foundation of Australia	31	31
Ramaciotti Award	32	-
The Angior Family Foundation	22	-
The Jack Brockhoff Foundation	-	25
The William Buckland Foundation	30	30
The CASS Foundation	32	105
The Rebecca L. Cooper Medical Research Foundation	61	11
The Dyson Fellowship	100	100

	2012 \$'000	2011 \$'000
The Scobie & Claire MacKinnon Trust	25	-
The Royal Australasian College of Physicians Fellowship	15	-
The Royal College of Pathologists of Australasia	10	-
The Royal Melbourne Hospital - Department of Diabetes and Endocrinology	10	-
The Royal Melbourne Hospital Home Lottery Grant	-	10
The Harry Secombe Foundation	100	-
The Trust Company (The Woodend Foundation)	50	-
The Sylvia and Charles Viertel Charitable Foundation	820	536
Thomas Family Fund (Melbourne Community Foundation)	-	10
Fellowships and scholarships internal	1,540	1,364
Institutional allowances and miscellaneous adjustments	57	(26)
	<b>8,086</b>	<b>5,497</b>
Less: carried forward to next financial year	(2,801)	(1,667)
<b>Total as per statement of comprehensive income</b>	<b>5,285</b>	<b>3,830</b>
<b>(i) Philanthropic grants and fellowships – international</b>		
Brought forward from previous year	391	1,061
American Australian Association (Keith Murdoch Fellowship)	6	10
Association for International Cancer Research	80	87
CONRAD, US	-	70
Human Frontier Science Program Organisation, France	250	-
Japan College of Rheumatology	4	-
Juvenile Diabetes Research Foundation, US	194	467
Kay Kendall Leukaemia Fund Fellowship, UK	34	-
Susan G. Komen for the Cure, US	-	18
Multiple Myeloma Research Foundation, US	131	36
PATH Malaria Vaccine Initiative, US	485	286
Papua New Guinea Institute of Medical Research, PNG	265	-
The Bill & Melinda Gates Foundation, US	1,223	417
The Leukemia & Lymphoma Society of America, US	-	1,032
The Publishing Group, US	43	-
The Lady Tata Memorial Trust, UK	9	41
The University of Alabama at Birmingham, US	69	-
The Wellcome Trust, UK	95	53
Institutional allowances and miscellaneous adjustments	(2)	48
	<b>3,277</b>	<b>3,626</b>
Less carried forward to next financial year	(1,097)	(391)
<b>Total as per statement of comprehensive income</b>	<b>2,180</b>	<b>3,235</b>
<b>(j) Investment income from investments received during the year, prior to adjustments for amounts carried forward:</b>		
Recognised in surplus or deficit		
Dividends and distributions income on available-for-sale financial assets	7,510	12,405
Interest income on available-for-sale financial assets	5,460	5,367
Amortisation of investment premiums	(150)	(172)
	<b>12,820</b>	<b>17,600</b>
Less transfer to grants and fellowships	(1,540)	(1,364)
<b>Total as per statement of comprehensive income</b>	<b>11,280</b>	<b>16,236</b>
Interest income from financial assets held at amortised cost attributable to Building funds	<b>11,710</b>	<b>136</b>



	2012 \$'000	2011 \$'000
<b>(k) Fellowships and scholarships</b>		
Investment income was received during the year for specific fellowships and scholarships. The following fellowships and scholarships, include those supported by Permanent Invested Funds. This income is brought to account in the year of receipt and is shown below net of sums unexpended and carried forward.		
The income concerned was:		
From investment income:		
Tim Bates Memorial Diabetes Research Fund	5	4
E M Carty Fund	14	13
Gideon Goldstein Lectureship	45	43
Dr Ian Mackay Fellowship Fund	17	15
Gordon Clunes Mathison Fund	7	6
Paddy Pearl Fund	7	5
John T Reid Charitable Trusts	414	385
Lyndal & Jean Skea Leukaemia Fund	36	32
The Alcoa of Australia Fellowship	27	20
The Macfarlane Burnet Award	6	6
The Leadership Fund	1,003	969
The Edith Moffatt Scholarship Fund	132	122
The Colin Syme Fellowship Fund	113	101
The Edward Wilson Memorial Fellowship	89	80
	<b>1,915</b>	<b>1,801</b>
Less Included in appropriation to permanent funds	(375)	(437)
<b>Total expended during year</b>	<b>1,540</b>	<b>1,364</b>

## 5. Operating expenses

The following items of expense are included in the net surplus.

### Remuneration of auditors

Auditing the financial report: \$56,000 (2011: \$56,000)	56	56
Other regulatory audit services: \$8,990 (2011: \$6,006)	6	6

### Employee entitlement expense

Long service leave	1,682	1,355
Annual leave	752	1,062

### Depreciation

Depreciation of non-current property, plant and equipment	5,681	6,375
---	-------	-------

### Operating lease

Operating lease expense	32	199
-------------------------	----	-----

## 6. Directors' remuneration

The directors of the Walter and Eliza Hall Institute of Medical Research during the year were:

LA Davis	J Angus	J McCluskey	CW Thomas
SM Skala	MC Fitzpatrick	LB Nicholls	CM Walter
RE Male	GF Mitchell	CJ Redwood	IM Winship

The aggregate income paid or payable, or otherwise made available, in respect of the financial year, to all directors of the company, directly or indirectly, by the company or by any related party was nil (2011: nil).

Aggregate retirement benefits paid to all directors of the company, by the company or by any related party was nil (2011: nil).

	2012 \$'000	2011 \$'000
<b>7. Current assets</b>		
<b>(a) Current tax assets</b>		
Franking credits receivable	1,936	3,580
GST Refundable	181	-
	<b>2,117</b>	<b>3,580</b>
<b>(b) Current receivables at amortised cost</b>		
Sundry debtors and prepayments*	3,829	2,535
Grants receivable	7,066	8,103
Accrued income	909	916
	<b>11,804</b>	<b>11,554</b>
*Terms of payment are 30 days		
<b>(c) Other current financial assets at amortised cost</b>		
Bills of exchange	<b>17,000</b>	<b>26,000</b>
<b>8. Other non-current financial assets</b>		
Non-quoted available-for-sale Investments at fair value		
Fixed interest securities	27,882	35,020
Shares	213	264
Quoted available-for-sale investments at fair value		
Shares	113,879	113,610
Unit trusts	862	955
Perpetual floating rate securities	14,879	5,273
	<b>157,716</b>	<b>155,122</b>

**(a) Fair value measurements recognised in the statement of financial position**

The following table provides an analysis of financial instruments that are measured subsequent to initial recognition at fair value, grouped into levels 1 to 3 based on

- Level 1 fair value measurements are those derived from quoted prices (unadjusted) in active markets for identical assets or liabilities.
- Level 2 fair value measurements are those derived from inputs other than those quoted prices included within level 1 that are observable for the asset, either directly (i.e. as prices) or indirectly (i.e. derived from prices)
- Level 3 fair value measurements are those derived from valuation techniques that include inputs for the asset that are not based on observable market data

	Level 1	Level 2	Level 3	30/06/12 Total
	\$'000	\$'000	\$'000	\$'000
Available for sale financial assets				
Quoted shares	113,880	-	-	113,880
Fixed interest securities	-	27,882	-	27,882
Perpetual floating rate securities	-	14,879	-	14,879
Unit trusts	-	862	-	862
Unquoted shares	-	-	213	213
<b>Total</b>	<b>113,880</b>	<b>43,623</b>	<b>213</b>	<b>157,716</b>

	2012 \$'000	2011 \$'000
<b>(b) Reconciliation of level 3 fair value measurements of financial assets</b>		
	Available-for-sale unquoted equities	Total
	<b>2012</b>	<b>2011</b>
	\$'000	\$'000
Opening balance	264	239
Purchases	-	25
Transfers out of level 3	(14)	-
Revaluation	(37)	-
<b>Closing balance</b>	<b>213</b>	<b>264</b>

### 9. Employee benefits

The aggregate employee benefit liability recognised and included in the financial statements is as follows:

Current	8,222	7,756
Non-current	7,676	6,487
	<b>15,898</b>	<b>14,243</b>

Prepaid wages and salaries are included in the current receivables balance.

Number of employees at end of financial year (full time equivalents)

	2012	2011
Staff	597	569
Visiting scientists	10	16
	<b>607</b>	<b>585</b>

### 10. Unearned grants and fellowships

Grants and fellowships already committed and applicable to future periods:

Grants	9,742	8,356
Fellowships	3,422	3,442
	<b>13,164</b>	<b>11,798</b>

### 11. Operating leases

Operating leases relate to research facilities with lease terms of between 5 to 99 years, with an option to extend. All operating lease contracts contain market review clauses in the event that the company exercises its option to renew. The company does not have an option to purchase the leased asset at the expiry of the lease period. The operating leases are prepaid.

Non-cancellable operating leases

Not longer than 1 year	32	32
Longer than 1 year and not longer than 5 years	128	128
Longer than 5 years	2,624	2,656
	<b>2,784</b>	<b>2,816</b>

### 12. Capital movements

#### (a) The net surplus for the financial year is \$29,164 (2011 - \$55,147)

This has been appropriated as follows:

	NOTES		
Transfer to Permanent Invested Funds	12(b)	4,616	4,655
Transfer to General Funds	12(c)	24,157	48,218
Transfer to Royalty Fund	12(d)	291	1,965
Transfer to Leadership Fund	12(e)	100	309
<b>Total appropriations to funds</b>		<b>29,164</b>	<b>55,147</b>



	2012 \$'000	2011 \$'000
<b>(b) Permanent Invested Funds</b>		
Balance at beginning of year	134,457	129,802
Surplus for year transferred from statement of comprehensive income	4,616	4,655
<b>Total Permanent Invested Funds</b>	<b>139,073</b>	<b>134,457</b>
<b>(c) General Funds</b>		
Balance at beginning of year	138,752	90,534
Surplus for year transferred from statement of comprehensive income	24,157	48,218
<b>Total General Funds</b>	<b>162,909</b>	<b>138,752</b>
<b>(d) Royalty Fund</b>		
Balance at beginning of year	16,788	14,823
Surplus for year transferred from statement of comprehensive income	291	1,965
<b>Total Royalty Fund</b>	<b>17,079</b>	<b>16,788</b>
<b>(e) Leadership Fund</b>		
Balance at beginning of year	16,182	15,873
Surplus for year transferred from statement of comprehensive income	100	309
<b>Total Leadership Fund</b>	<b>16,282</b>	<b>16,182</b>
<b>(f) Investment revaluation reserve</b>		
Balance at beginning of year	38,812	37,961
Valuation gain/(loss) recognised for the year	(10,905)	4,850
Transfers to gain or loss on sale of investment	(1,154)	(6,944)
Transfers due to loss on impairment	2,333	2,945
<b>Total investment revaluation reserve</b>	<b>29,086</b>	<b>38,812</b>
<b>Total funds</b>	<b>364,429</b>	<b>344,991</b>

### 13. Joint projects

At 30 June 2012, the institute was no longer committed to a project with the Ludwig Institute for Cancer Research for the joint operation of the Joint Protein Structure Laboratory. This ceased at 30 June 2011.

Expenditure for the year ended 30 June

Salaries	-	139
Equipment	-	232
Consumables and other	-	81
	<b>-</b>	<b>452</b>

These amounts are included in provision of scientific services and represent the institute's half share in this project. Total liability on this project amounted to zero at 30 June 2012 (2011 – \$12,346) which is included in Trade Payables. There are no contingent liabilities associated with this project.

### 14. Economic dependency

The company is reliant upon grants from the Australian Government National Health and Medical Research Council for 48.9% of operating expenditure (2011 - 49.9%) and the Victorian Government Department of Business and Innovation for 6% of operating expenditure (2011 - 7.2%) for support of its basic research activities.

### 15. Segment information

The company operates predominantly in medical research in Australia.

### 16. Capital expenditure commitments

Not longer than 1 year	6,933	42,097
After 1 year but not more than 5 years	-	8,911
<b>Total commitments</b>	<b>6,933</b>	<b>51,008</b>

refer note 22 building project

	2012 \$'000	2011 \$'000
<b>17. Notes to statement of cash flows</b>		
<b>(a) Reconciliation of cash</b>		
For the purposes of the statement of cash flows, cash includes cash on hand, cash at bank and investments in money market instruments, net of outstanding bank overdrafts.		
Cash at the end of the financial year as shown in the statement of cash flows is reconciled to the related items in the statement of financial position as follows:		
Cash	441	238
Deposits at call	14,553	23,638
	<b>14,994</b>	<b>23,876</b>
<b>(b) Reconciliation of net surplus to net cash flows from operating activities</b>		
Net surplus	29,164	55,147
Depreciation	5,681	6,375
Contribution Income	(12,782)	-
Loss on Disposal of Property Plant and Equipment	131	-
Donations and bequests	(3,363)	(1,566)
Gain on sale of available-for-sale financial assets	(877)	(2,962)
Write down of available-for-sale investments	2,333	2,945
Increase in Investments – dividend reinvestment plans	(1,557)	(1,737)
Grants and donations for capital works	(25,006)	(37,719)
Amortisation of investment premiums	149	545
Donated Financial Assets	(98)	
<b>Changes in net assets and liabilities:</b>		
<b>(Increase)/decrease in assets:</b>		
Tax assets	1,463	(1,973)
Sundry debtors and prepayments	(197)	(1,243)
Income receivable	(53)	327
Other – prepaid operating lease	32	199
<b>Increase/(decrease) in liabilities:</b>		
Trade payables	(1,270)	(7,749)
Current provisions	466	765
Other current liabilities(Grants)	1,367	(13,169)
Non-current provisions	1,189	838
<b>Net cash from operating activities</b>	<b>(3,228)</b>	<b>(977)</b>
<b>(c) Non-cash financing and investing activities</b>		
During the financial year:		
Dividends of \$1,567,000 (2011-\$1,737,000) were reinvested as part of dividend and distribution reinvestment plans.		
Shares of \$98,000 (2011-nil) were donated to the institute during the year		
<b>18. Key management personnel compensation</b>		
The aggregate compensation of the key management personnel of the institute is set out below:		
Short-term employee benefits	1,141,675	1,076,609
Post-employment benefits	201,345	174,887
	<b>1,343,020</b>	<b>1,251,496</b>

2012	2011
\$'000	\$'000

## 19. Superannuation commitments

### (a) Institute employees are members of a range of superannuation funds, which are divided into the following categories:

Those operative and open to membership by new employees:

UniSuper – Accumulation Super (1)

Other superannuation funds chosen by employees.

Those closed to future membership by institute employees:

UniSuper – Defined Benefit Division

UniSuper – Accumulation Super (2)

### (b) UniSuper plans

UniSuper is a multi employer superannuation fund operated by UniSuper Limited as the corporate trustee and administrated by UniSuper Management Pty Ltd, a wholly owned subsidiary of UniSuper Limited. The operations of UniSuper are regulated by the *Superannuation Industry (Supervision) Act 1993*.

(i) The UniSuper schemes known as the Defined Benefit Division or Accumulation Super (2) were only available to contributing members of the Walter and Eliza Hall Institute of Medical Research Superannuation Fund (1979) which closed in 2003.

(ii) The maximum contribution rate to the schemes is 21% of member's salary of which the member contributes 7% and the institute 14%.

(iii) UniSuper has advised that the Accumulation Super (2) and Defined Benefit Division plans are defined as multi-employer defined contribution schemes in accordance with AASB 119 Employee Benefits. AASB 119 Employee Benefits states that this is appropriate for a defined benefit plan where the employer does not have access to the information required and there is no reliable basis for allocating the benefits, liabilities, assets and costs between employers.

(iv) The number of members of the Walter and Eliza Hall Institute of Medical Research Superannuation Fund (1979) who became members of the UniSuper – Defined Benefit Division when the fund closed in 2003 was 204. The number of institute employees who are members of the Defined Benefit Division as at 30 June 2012 was 121 (2011 – 126).

(v) New employees who commenced after 1 July 2003 have a minimum contribution 9% of their annual salary contributed by the institute to accumulation super (1) or to a fund of their choice prescribed under the *Superannuation Guarantee Charge Act (1992)*.

### (c) The total superannuation contributions by the institute during the year in respect to the above plans were:

UniSuper – Defined Benefit Division	1,856	1,831
UniSuper – Accumulation Super (2)	400	392
UniSuper – Accumulation Super (1)	3,890	3,485
Other superannuation funds	122	97
<b>Total</b>	<b>6,268</b>	<b>5,805</b>

## 20. Financial instruments

### (a) Significant accounting policies

Details of the significant accounting policies and methods adopted, including the criteria for recognition, the basis of measurement and the basis on which revenues and expenses are recognised, in respect of each class of financial asset, financial liability and equity instruments are disclosed in note 1 to the financial statements.

### (b) Significant terms, conditions and objectives of derivative financial instruments

The company does not enter into or trade derivative financial instruments.

### (c) Capital risk management

The company manages its capital to ensure it will be able to continue as a going concern whilst maximising its return on investment within the risk profile maintained by the company. The capital structure consists of permanent funds, retained earnings and reserves.

**(d) Financial risk management**

The company minimises financial risk through the charter given to the investment committee. In line with this charter, the company invests short term funds in a appropriate combination of fixed and floating instruments.

**(e) Interest rate risk management**

The company is exposed to interest rate risk as it invests funds at both fixed and floating interest rates. The majority of financial assets in this class are bank accounts, bank bills and fixed interest securities with varying interest rates.

**(f) Interest rate sensitivity analysis**

The sensitivity analysis below has been determined based on the exposure to interest rates at the reporting date and the stipulated change taking place at the beginning of the financial year and held constant throughout the reporting period. A 25 basis point decrease was used as the minimum point and 100 basis point decrease as the maximum point. This consistent with the management's view of interest rate sensitivity. A net decrease in interest rates translates into a fall in net surplus as investment income is reduced. The investment revaluation reserve would increase mainly as a result the changes in the fair value of available-for-sale fixed rate instruments.

Interest rate risk	Minimum 25bp		Maximum 100bp	
	2012 \$000's	2011 \$000's	2012 \$000's	2011 \$000's
Effect on surplus	106	138	422	551
Effect on reserve	64	81	255	320

**(g) Equity price sensitivity analysis**

The sensitivity analysis below has been determined based on the exposure to equity price risks at the reporting date.

At reporting date, if the equity prices had been 5% higher or lower:

- net surplus for the year ended 30 June 2012 would have been unaffected as the equity investments are classified as available-for-sale; and
- investment revaluation reserve would decrease/increase by \$5.7 million (2011: \$5.7 million) mainly as a result of the changes in fair value of available-for-sale shares.

The company's sensitivity to equity prices has not changed significantly from the prior year.

**(h) Credit risk management**

Credit risk refers to the risk that a counterparty will default on its contractual obligations resulting in a financial loss to the company. The company has adopted a policy of only dealing with creditworthy counter parties as a means of mitigating the risk of financial loss from defaults. The company's exposure is continuously monitored and reviewed. Trade receivables consist of a large number of customers including granting bodies. The company does not have a significant credit exposure to any single party or any group of counter parties having similar characteristics. The carrying amount of financial assets recorded in the financial statements represents the company's maximum exposure to credit risk.

**(i) Liquidity risk management**

Ultimate responsibility for liquidity risk management rests with the board of directors, who have built an appropriate risk management framework for the management of the company's short, medium and long-term funding and liquidity management. The company manages the liquidity risk by maintaining adequate cash reserves, and by continuously monitoring forecast and actual cash flows while matching the maturity profiles of financial assets. Given the current surplus cash assets, liquidity risk is minimal. The company does not have any interest bearing liabilities. The remaining contractual maturity for its non-interest-bearing financial liabilities is \$6,322 thousand payable within 3 months of 30 June 2012 (2011: \$7,592 thousand).

**(j) Fair value**

The carrying amount of the institute's financial assets and financial liabilities recorded in the financial statements approximates their fair values. The fair value of financial assets and financial liabilities with standard terms and conditions and traded on active liquid markets are determined with reference to quoted market prices.



**(k) Interest rate risk**

The following table details the Institute's exposure to interest rate risk as at 30 June 2011 and 30 June 2012.

	<b>Average interest rate</b>	<b>Variable interest rate</b>	<b>Less than 1 year</b>	<b>1 to 5 years</b>	<b>More than 5 years</b>	<b>Non-Interest Bearing</b>	<b>TOTAL</b>
		\$'000	\$'000	\$'000	\$'000	\$'000	\$'000
<b>30-Jun-12</b>							
<b>Financial assets</b>							
Cash	3.22%	14,553	-	-	-	-	14,553
Tax assets		-	-	-	-	2,117	2,117
Sundry debtors and prepayments		-	-	-	-	3,829	3,829
Accrued income		-	-	-	-	909	909
Bills of exchange	4.77%	-	17,000	-	-	-	17,000
Fixed interest securities	8.21%	-	1,887	140	262	-	2,289
Shares		-	-	-	-	113,879	113,879
Unit trusts		-	-	-	-	862	862
Perpetual floating rate securities	6.86%	-	-	10,261	-	-	10,261
		<b>14,553</b>	<b>18,887</b>	<b>10,401</b>	<b>262</b>	<b>121,596</b>	<b>165,699</b>
<b>Financial liabilities</b>							
Trade payables*		-	-	-	-	6,322	6,322
Grants carried forward		-	-	-	-	13,164	13,164
		<b>-</b>	<b>-</b>	<b>-</b>	<b>-</b>	<b>19,486</b>	<b>19,486</b>
<b>30-Jun-11</b>		\$'000	\$'000	\$'000	\$'000	\$'000	\$'000
<b>Financial assets</b>							
Cash	3.54%	23,876	-	-	-	-	23,876
Tax assets		-	-	-	-	4,887	4,887
Sundry debtors and prepayments		-	-	-	-	2,535	2,535
Accrued income		-	-	-	-	916	916
Bills of exchange	5.86%	-	26,000	-	-	-	26,000
Fixed interest securities	8.40%	-	2,930	32,090	-	-	35,020
Shares		-	-	-	-	113,610	113,610
Unit trusts		-	-	-	-	955	955
Perpetual floating rate securities	7.23%	-	-	5,273	-	-	5,273
		<b>23,876</b>	<b>28,930</b>	<b>37,363</b>	<b>-</b>	<b>122,903</b>	<b>213,072</b>
<b>Financial liabilities</b>							
Trade payables*		-	-	-	-	7,592	7,592
Grants carried forward		-	-	-	-	11,798	11,798
		<b>-</b>	<b>-</b>	<b>-</b>	<b>-</b>	<b>19,390</b>	<b>19,390</b>

\*payment terms 30 days

## 21. Property, plant and equipment

	Buildings	Work in progress	Plant and equipment	Furniture and fittings	Land Lease	Total
	\$'000	\$'000	\$'000	\$'000	\$'000	\$'000
<b>Gross carrying amount</b>						
Balance at 30 June 2010	20,238	86,114	31,005	1,418	-	138,775
Additions at cost	-	49,354	4,033	192	-	53,579
Transfers	115,595	(115,595)	-	-	-	-
Disposals	-	-	(1,494)	-	-	(1,494)
<b>Balance at 30 June 2011</b>	<b>135,833</b>	<b>19,873</b>	<b>33,544</b>	<b>1,610</b>	<b>-</b>	<b>190,860</b>
Additions at cost	-	30,566	-	-	12,782	43,348
Transfers	41,016	(47,348)	2,914	-	3,418	-
Disposals	(152)	-	(1,145)	-	-	(1,297)
<b>Balance at 30 June 2012</b>	<b>176,697</b>	<b>3,091</b>	<b>35,313</b>	<b>1,610</b>	<b>16,200</b>	<b>232,911</b>
<b>Accumulated depreciation</b>						
Balance at 30 June 2010	(8,239)	-	(20,826)	(1,183)	-	(30,248)
Disposals	-	-	1,438	-	-	1,438
Depreciation expense	(3,767)	-	(2,527)	(81)	-	(6,375)
<b>Balance at 30 June 2011</b>	<b>(12,006)</b>	<b>-</b>	<b>(21,915)</b>	<b>(1,264)</b>	<b>-</b>	<b>(35,185)</b>
Disposals	55	-	1,114	184	-	1,353
Depreciation expense	(2,910)	-	(2,661)	(110)	-	(5,681)
<b>Balance at 30 June 2012</b>	<b>(14,861)</b>	<b>-</b>	<b>(23,462)</b>	<b>(1,190)</b>	<b>-</b>	<b>(39,513)</b>
<b>Carrying amounts</b>						
<b>As at 30 June 2011</b>	<b>123,827</b>	<b>19,873</b>	<b>11,629</b>	<b>346</b>	<b>-</b>	<b>155,675</b>
<b>As at 30 June 2012</b>	<b>161,836</b>	<b>3,091</b>	<b>11,851</b>	<b>420</b>	<b>16,200</b>	<b>193,398</b>

\*\$133.3M of building project works was funded from building grants and the balance from interest earned thereon and institute funds – refer note 22.

An independent valuation of the land leased at Parkville was completed in May 2012. Land leased was valued by Mr Peter Volakos AAPI of the firm Colliers International. The valuation was based on an adopted market value.

Aggregate depreciation allocated, whether recognised as an expense or capitalised as part of the carrying amount of other assets during the year:

	2012	2011
	\$'000	\$'000
Buildings	2,910	3,767
Plant and equipment	2,661	2,527
Furniture and fittings	110	81
<b>Total depreciation</b>	<b>5,681</b>	<b>6,375</b>

## 22. Building project

The institute was committed to expansion of its Parkville facilities and funding totalling \$130 million was secured from three parties, the Australian Government, the Victorian Government and The Atlantic Philanthropies. A further three grants were obtained to substantially complete the project this financial year. Amounts expended to date are shown in note 21 as Property, Plant & Equipment. The following table indicates amounts that have been received and expended up to the financial years ended on 30 June.

	2012	2011
	\$000's	\$000's
Australian Government	50,000	50,000
The Atlantic Philanthropies	30,000	30,000
Victorian Government	50,000	50,000
Australian Cancer Research Foundation	2,000	-
The Ian Potter Foundation	1,000	-
Drakensburg Trust	300	-
<b>TOTAL</b>	<b>133,300</b>	<b>130,000</b>
Expended on building project	(133,300)	(120,910)
Transferred to Walter and Eliza Hall Institute project facility trust	(49,000)	(49,000)
Transferred from Walter and Eliza Hall Institute project facility trust	49,000	39,910
<b>Funds held on deposit</b>	<b>-</b>	<b>-</b>

(included in deposits at call note 17(a))

The financial impacts of the transactions on the institute have been disclosed in the statement of cash flows and in note 10 grants committed to future periods.

During 2006 the 'Walter and Eliza Hall Institute project facility trust' was established to hold funds granted from the Victorian Government for the expansion of Parkville facilities. \$49 million has been transferred to this trust from amounts received to date. At 30 June 2012 \$49 million has been returned for expenditure on the building project (30 June 2011 \$37.7 million).

Interest earned on building funds refer note 4(j)

## Governance statement:

The Walter and Eliza Hall Institute of Medical Research is a public company limited by guarantee. Ultimate responsibility for the governance of the company rests with the board of directors. This governance statement outlines how the board meets that responsibility.

### Achieving the mission:

The board's primary role is to ensure that the institute's activities are directed towards achieving its mission of 'Mastery of Disease through Discovery'. The board must ensure that this mission is achieved in the most efficient and effective way.

Specific responsibilities of the board:

The board fulfils its primary role by:

- selecting, appointing, guiding and monitoring the performance of the chief executive;
- formulating the institute's strategic plan in conjunction with the chief executive and senior management;
- approving operating and capital budgets formulated by the chief executive and management;
- monitoring management's progress in achieving the strategic plan;
- monitoring management's adherence to operating and capital budgets;
- ensuring the integrity of internal control, risk management and management information systems;
- ensuring stakeholders receive regular reports, including financial reports;
- ensuring the company complies with relevant legislation and regulations; and
- acting as an advocate for the institute whenever and wherever possible.

### Management's responsibility:

The Board has formally delegated responsibility for the institute's day-to-day operations and administration to the chief executive and executive management.

Board oversight:

The board oversees and monitors management's performance by:

- meeting at least four times during the year;
- receiving detailed financial and other reports from management at these meetings;
- receiving additional information and input from management when necessary; and
- assigning to the Audit and Risk, Commercialisation, Investment and Remuneration committees of the board responsibility to oversee particular aspects of the institute's operations and administration.

Each board committee operates under a charter approved by the board. These charters are reviewed annually and updated as necessary.

### Board members:

All board members are non-executive directors and receive no remuneration for their services. The company's constitution specifies:

- there must be no less than 12 and no more than 18 directors;
- directors (except those appointed by The University of Melbourne) are appointed for a maximum of four terms of three years each, after which directors may be reappointed annually with the unanimous agreement of all other board members; and
- the president or vice president may hold office for an additional period or periods not exceeding six years.

Appointments to the board are made to ensure the board has the right mix of skills, experience and expertise. Board members are appointed by the company's founding members, The University of Melbourne and The Royal Melbourne Hospital (Melbourne Health) – two each and up to a further 14 by the board.

Board and committee members receive written advice of the terms and conditions of their appointment. Board and committee members' knowledge of the business is maintained by visits to the institute's operations and management presentations.

The performance of individual board and committee members and the board and board committees is assessed annually.

### Risk management:

The board oversees the institute's risk management system, which is designed to protect the organisation's reputation and manage those risks that might preclude it from achieving its goals.

Management is responsible for establishing and implementing the risk management system, which assesses, monitors and manages operational, financial reporting and compliance risks. The Audit and Risk Committee is responsible for monitoring the effectiveness of the risk management system between annual reviews.

### Ethical standards and code of conduct:

Board members, senior executives and staff are expected to comply with relevant laws and the codes of conduct of relevant professional bodies, and to act with integrity, compassion, fairness and honesty at all times when dealing with colleagues, and others who are stakeholders in our mission.

### Involving stakeholders:

The institute has many stakeholders, including our donors and benefactors, our staff, and students, the broader community, the government agencies who provide us funds and regulate our operations, and our suppliers.

We adopt a consultative approach in dealing with our stakeholders. We get involved in industry forums to ensure governments at all levels are aware of our concerns and our achievements and to remain abreast of industry developments.

### Indemnification and insurance:

The institute insures directors (and the company secretary and executives) against liabilities for costs and expenses incurred by them in defending any legal proceedings arising out of their conduct while acting in the capacity of director (or company secretary or executive) of the company, other than conduct involving a wilful breach of duty in relation to the company.



## Directors' report

The directors of the Walter and Eliza Hall Institute of Medical Research submit herewith the annual financial report of the company for the year ended 30 June 2012. In order to comply with the provisions of the *Corporations Act 2001*, the directors report as follows:

### Directors and board meetings

The names and particulars of the directors of the company during or since the end of the financial year and attendance at board meetings in the year to 30 June 2012 are:

		Joined Board	Age	Meetings held while a Director	Meetings Attended
<b>Leonard A Davis</b> <i>Chairman and President of the Institute</i>	AO Dip Prim Metallurgy SAIT Hon DSc Curtin Hons DSc Qld Hon DUniv UniSA FRACI FAIMM	2001	72	5	4
<b>Steven M Skala</b> <i>Vice President of the Institute</i>	AO BA LLB(Hons) Qld BCL Oxon	1999	56	5	3
<b>Roger E Male</b> <i>Honorary Treasurer</i>	LLB Adelaide DipAcctg Swinburne	1998	69	5	5
<b>James A Angus</b>	AO BSc PhD Syd FAA	2003	63	5	3
<b>Michael C Fitzpatrick</b>	BA(Hons) Oxon BEng(Hons) UWA	2001	59	5	4
<b>Gareth J Goodier*</b>	MB ChB MHA DHSc FRACMA FAFPHM	2012	61	0	0
<b>James McCluskey</b>	BMedSci MBBS MD UWA FRACP FRCPA	2011	61	5	5
<b>Graham F Mitchell</b>	AO RDA BVSc Syd FACVSc PhD Melb FTSE FAA	2007	71	5	5
<b>Linda B Nicholls</b>	AO BA(Econ) Cornell MBA Harvard FAICD	2001	64	5	3
<b>Catherine J Redwood<sup>†</sup></b>	BA BSW(Hons) Monash	2009	63	5	3
<b>Christopher W Thomas</b>	BCom(Hons) MBA Melb FAICD	2001	66	5	5
<b>Catherine M Walter</b>	AM LLB(Hons) LLM MBA Melb FAICD	2001	60	5	5
<b>Ingrid M Winship</b>	MB ChB MD Cape Town FRACP	2007	54	5	4

\*Appointed 21 August 2012 <sup>†</sup>Resigned 30 June 2012

### The Audit and Risk Committee

The role of the Audit and Risk Committee is to assist the board in fulfilling its statutory and fiduciary responsibilities with regard to accounting and financial reporting practices and internal control systems of the company. The committee met three times during the year.

### Appreciation

The board wishes to extend its appreciation to the members of the various committees (Appointments and Promotions Committee, Ethics Committee, Investment Committee, Commercialisation Advisory Committee, Financial Sustainability Committee, and the New Building Steering Committee) as well as the many other people including the director, staff, students, overseas visitors and honorary workers, who work so tirelessly to advance the company's world-wide reputation for excellence in medical research.

### Principal activities

The company's principal activity in the course of the financial year was medical research and there has been no significant change in that activity during the financial year.

### Financial results

The financial result from research activities was a net deficit of \$4,948,000 (2011 surplus of \$7,860,000). After allowing for the surplus arising from, contribution income, gains from the sale of investments and other grants, donations and bequests, depreciation and amortisation the overall result for the year was a surplus of \$29,164,000 (2011 – \$55,147,000). Tax is not applicable. The company is limited by guarantee, has no share capital and declares no dividends.

### Operations

A review of operations of the company is included in the detailed scientific reports.

### Environmental regulations

The institute aims to achieve a high standard in environmental matters. The institute complies with the Environmental Protection Act in respect of its operations. Discharges to air and water are below specified levels of contaminants and solid waste is disposed of in an appropriate manner. Biomedical waste and sharps are disposed of through appropriately licensed contractors. The directors have not received notification nor are they aware of any breaches of environmental laws by the institute.

**Auditors' independence declaration**

The Auditors' independence declaration is included on page 165 of the financial report.

**Other Matters**

(a) During the financial year there was no significant change in the company's state of affairs other than that referred to in the accounts or the notes thereto.

(b) There has not been any other matter or circumstance that has arisen since the end of the financial year, that has significantly affected, or may significantly affect the operations of the company, the results of those operations, or the state of affairs of the company in future financial years.

(c) The company is in the process of expansion and redevelopment of the Parkville premises which will significantly increase its capacity and operations in the coming years. Disclosure of information regarding likely developments in the operations of the company in future years and the expected results of those operations is likely to result in unreasonable prejudice to the company. Accordingly, this information has not been disclosed in this report.

(d) During the financial year the company paid a premium in respect of a contract insuring the directors and officers of the company against liability incurred as such a director or officer to the extent permitted by the *Corporations Act 2001*. The contract of insurance prohibits disclosure of the nature of the liability and the amount of the premium. The company has not otherwise, during or since the financial year, indemnified or agreed to indemnify an officer or auditor of the company or any related body corporate against a liability incurred as such an officer or auditor.

(e) The company is a company of the kind referred to in ASIC Class Order 98/100, dated 10 July 1998, and in accordance with that Class Order amounts in the directors' report and the financial report are rounded off to the nearest thousand dollars.


Signed in accordance with a resolution of the directors made pursuant to s.298(2) of the *Corporations Act 2001*.

On behalf of the directors



Leon Davis  
President

Melbourne, 13 September 2012



Roger Male  
Treasurer

**Directors' declaration**

The directors declare that:

(a) The attached financial statements and notes thereto comply with accounting standards;

(b) The attached financial statements and notes thereto give a true and fair view of the financial position and performance of the company;

(c) In the directors' opinion, the attached financial statements and notes thereto are in accordance with the *Corporations Act 2001*; and

(d) In the directors' opinion, there are reasonable grounds to believe that the company will be able to pay its debts as and when they become due and payable.


Signed in accordance with a resolution of the directors made pursuant to s.295(5) of the *Corporations Act 2001*.

On behalf of the directors



Leon Davis  
President

Melbourne, 13 September 2012



Roger Male  
Treasurer



Deloitte Touche Tohmatsu  
ABN 74 490 121 060

550 Bourke Street  
Melbourne VIC 3000  
GPO Box 78  
Melbourne VIC 3001 Australia

DX 111  
Tel: +61 (0) 3 9671 7000  
Fax: +61 (0) 3 9671 7001  
www.deloitte.com.au

The Board of Directors  
The Walter and Eliza Hall Institute of Medical Research  
IG Royal Parade  
Parkville VIC 3052

13 September 2012

Dear Board Members

#### **The Walter and Eliza Hall Institute of Medical Research**


In accordance with section 307C of the Corporations Act 2001, I am pleased to provide the following declaration of independence to the directors of The Walter and Eliza Hall Institute of Medical Research.

As lead audit partner for the audit of the financial statements of The Walter and Eliza Hall Institute of Medical Research for the financial year ended 30 June 2012, I declare that to the best of my knowledge and belief, there have been no contraventions of:

- (i) the auditor independence requirements of the Corporations Act 2001 in relation to the audit; and
- (ii) any applicable code of professional conduct in relation to the audit.

Yours sincerely

  
DELOITTE TOUCHE TOHMATSU

  
Peter Caldwell  
Partner  
Chartered Accountants

Liability limited by a scheme approved under Professional Standards Legislation.  
Member of Deloitte Touche Tohmatsu Limited



Deloitte Touche Tohmatsu  
A.B.N. 74 490 121 060

550 Bourke Street  
Melbourne VIC 3000  
GPO Box 78  
Melbourne VIC 3001 Australia

DX 111  
Tel: +61 (0) 3 9671 7000  
Fax: +61 (0) 3 9671 7001  
[www.deloitte.com.au](http://www.deloitte.com.au)

## Independent Auditor's Report to the Members of The Walter and Eliza Hall Institute of Medical Research

We have audited the accompanying financial report of The Walter and Eliza Hall Institute of Medical Research, which comprises the statement of financial position as at 30 June 2012, the statement of comprehensive income, the statement of cash flows and the statement of changes in equity for the year ended on that date, notes comprising a statement of significant accounting policies and other explanatory information, and the directors' declaration as set out on pages 141 to 161 and 163 to 164.

### *Directors' Responsibility for the Financial Report*

The directors of the company are responsible for the preparation of the financial report that gives a true and fair view in accordance with Australian Accounting Standards and the *Corporations Act 2001* and for such internal control as the directors determine is necessary to enable the preparation of the financial report that gives a true and fair view and is free from material misstatement, whether due to fraud or error.

### *Auditor's Responsibility*

Our responsibility is to express an opinion on the financial report based on our audit. We conducted our audit in accordance with Australian Auditing Standards. Those standards require that we comply with relevant ethical requirements relating to audit engagements and plan and perform the audit to obtain reasonable assurance whether the financial report is free from material misstatement.

An audit involves performing procedures to obtain audit evidence about the amounts and disclosures in the financial report. The procedures selected depend on the auditor's judgement, including the assessment of the risks of material misstatement of the financial report, whether due to fraud or error. In making those risk assessments, the auditor considers internal control, relevant to the entity's preparation of the financial report that gives a true and fair view, in order to design audit procedures that are appropriate in the circumstances, but not for the purpose of expressing an opinion on the effectiveness of the entity's internal control. An audit also includes evaluating the appropriateness of accounting policies used and the reasonableness of accounting estimates made by the directors, as well as evaluating the overall presentation of the financial report.

We believe that the audit evidence we have obtained is sufficient and appropriate to provide a basis for our audit opinion.

Liability limited by a scheme approved under Professional Standards Legislation.  
Member of Deloitte Touche Tohmatsu Limited



# Deloitte

## *Auditor's Independence Declaration*

In conducting our audit, we have complied with the independence requirements of the *Corporations Act 2001*. We confirm that the independence declaration required by the *Corporations Act 2001*, which has been given to the directors of the Walter and Eliza Hall Institute of Medical Research, would be in the same terms if given to the directors as at the time of this auditor's report.

## *Opinion*

In our opinion, the financial report of The Walter and Eliza Hall Institute of Medical Research is in accordance with the *Corporations Act 2001*, including:

- (a) giving a true and fair view of the company's financial position as at 30 June 2012 and of its performance for the year ended on that date; and
- (b) complying with Australian Accounting Standards and the *Corporations Regulations 2001*.



DELOITTE TOUCHE TOHMATSU



Peter Caldwell  
Partner  
Chartered Accountants  
Melbourne, 13 September 2012

## Statistical summary for the year ended 30 June

	2012 \$,000s	2011 \$,000s	2010 \$,000s	2009 \$,000s	2008 \$,000s
<b>Research revenue</b>					
Australian Government	49,962	45,973	39,291	37,409	33,446
Victorian Government	7,074	6,842	7,638	7,355	8,229
Foreign governments	359	557	953	543	443
<b>Government revenue</b>	<b>57,395</b>	<b>53,372</b>	<b>47,882</b>	<b>45,307</b>	<b>42,118</b>
Industrial grants and contracts	1,114	1,846	3,518	3,722	3,847
Philanthropic grants and fellowships – Australia	5,285	3,830	3,644	3,440	2,370
Philanthropic grants and fellowships – international	2,180	3,235	4,399	6,551	6,208
Investment income <sup>1,2</sup>	11,280	11,486	9,278	10,007	8,561
Royalty income	810	2,513	1,071	1,356	1,943
General revenue	3,054	2,647	2,761	3,140	2,238
Donations and bequests	3,043	3,305	958	1,178	977
<b>Non-government revenue</b>	<b>26,766</b>	<b>28,862</b>	<b>25,629</b>	<b>29,394</b>	<b>26,144</b>
<b>Total revenue for research</b>	<b>84,161</b>	<b>82,234</b>	<b>73,511</b>	<b>74,701</b>	<b>68,262</b>
<b>Research expenditure and financial results</b>					
Staff costs	61,559	54,799	48,938	45,419	42,903
Laboratory operating costs	16,452	15,424	16,310	15,817	15,068
Laboratory equipment	4,119	2,862	2,474	2,591	2,271
Building operations	4,877	4,353	4,356	4,551	4,152
Administration	1,203	1,002	1,225	1,485	1,375
Business development	899	684	879	1,410	1,109
<b>Total research expenditure</b>	<b>89,109</b>	<b>79,124</b>	<b>74,182</b>	<b>71,273</b>	<b>66,878</b>
<b>Results from research activities</b>	<b>-4,948</b>	<b>3,110</b>	<b>-671</b>	<b>3,428</b>	<b>1,384</b>
<b>Other income</b>					
Profit on sale of long-term investments <sup>3</sup>	877	7,712	1,151	1,372	5,260
Contribution Income for recognition of land lease	12,782	-	-	-	-
Donations and bequests	3,461	1,566	2,120	9,879	34,738
Grants and donations for capital works <sup>1</sup>	906	117	428	492	2,547
<b>Total other income</b>	<b>18,026</b>	<b>9,395</b>	<b>3,699</b>	<b>11,743</b>	<b>42,545</b>
<b>Other expenses</b>					
Loss on impairment write down of long-term investments	-2,333	-2,945	-203	-8,417	-9,336
Depreciation and amortisation	-5,681	-6,375	-3,877	-3,025	-2,834
<b>Total other expenses</b>	<b>-8,014</b>	<b>-9,320</b>	<b>-4,080</b>	<b>-11,442</b>	<b>-12,170</b>
<b>Net operating surplus</b>	<b>5,064</b>	<b>3,185</b>	<b>-1,052</b>	<b>3,729</b>	<b>31,759</b>
1. Excluding funds for Walter and Eliza Hall Institute redevelopment project					
2. Income excludes share buy back dividends in 2011 (\$4.75M)					
3. Income includes share buy back dividends in 2011 (\$4.75M)					
<b>Capital funds</b>					
Permanent invested capital funds	139,073	134,457	129,802	126,475	115,072
General funds	162,909	138,752	90,534	35,998	25,814
Royalty fund	17,079	16,788	14,823	14,294	14,142
Leadership fund	16,282	16,182	15,873	15,672	15,226
Asset revaluation reserve	29,086	38,812	37,961	25,952	42,297
<b>Total funds</b>	<b>364,429</b>	<b>344,991</b>	<b>288,993</b>	<b>218,391</b>	<b>212,551</b>
<b>Capital expenditure</b>					
<b>Property, plant and equipment</b>	<b>43,348</b>	<b>53,579</b>	<b>64,516</b>	<b>17,286</b>	<b>10,712</b>
<b>Staff numbers: (equivalent full-time) at 30 June</b>	<b>2012</b>	<b>2011</b>	<b>2010</b>	<b>2009</b>	<b>2008</b>
<b>Scientific research staff:</b>					
– Senior faculty	64	64	52	52	50
– Other	160	147	143	156	130
– Visiting scientists	10	16	14	28	24
<b>Supporting staff:</b>					
– Laboratories and all services	374	358	349	323	315
<b>Total staff and visiting scientists</b>	<b>608</b>	<b>585</b>	<b>558</b>	<b>559</b>	<b>519</b>
<b>Students</b>	<b>137</b>	<b>135</b>	<b>103</b>	<b>68</b>	<b>67</b>
<b>Papers published</b>	<b>284</b>	<b>250</b>	<b>249</b>	<b>246</b>	<b>224</b>

# Capital Funds

## Permanent Named Capital Funds

The following is a complete listing of all permanent funds held and invested by the institute at 30 June, 2012. In 2011-12 the aggregate profit/loss on sale of investments was apportioned to individual fund accounts.

\*New donations of capital received in current financial year.

	2012 \$				
Adair John Bequest (ex DW)	311,202	Bult C G Estate	394,588	Davidson BI Estate	20,662
Adair John Bequest (ex MF)	59,086	Brumloop LAA Estate	67,969	Davidson EE Estate	23,450
Alexander R Estate	124,088	Burley Stanley Estate	55,354	Davis FLG Estate	46,885
Allison-Levick J & H	69,650	Burnet Sir Macfarlane Estate	86,387	Dawson Anne Marie Estate	6,268
Amey AM Estate	29,964	Burns JC Estate	146,049	Del Cott RAM Estate	206,683
Anderson KA Estate	222,735	Cahill JL Estate	20,233	Deryk SD Estate	55,900
Anderson NM Estate	13,498	Callaway LJ Estate	38,725	Sir Harold Dew and Family Estate	655,859
Angus Dorothy Irene Estate	219,187	Cambridge Beresford Estate	160,401	Dick MRK (Ray) Estate	173,443
Anonymous – Tasmania	47,925	Carlin Freda Evelyn Estate	79,342	Dickie Phoebe Estate	35,542
Anonymous – Victoria	155,328	Carling DM Estate	141,749	Dimsey WE Estate	178,878
Anonymous – Victoria	5,771	Carlson Catherine Estate	71,168	Dobbie Myrtle M Estate	32,647
Arnel Florence Janet Maude Estate	45,328	Carlson Elizabeth F Estate	80,435	Dodgshun GM Estate	129,759
Arter Myra G Estate	69,690	Carty LEW Charitable Fund	34,209	Dossetor Catherine L Estate	28,229
Ashford Ivy A Estate	27,587	Cato EA Estate	701,831	Dowie S Estate	18,327
Attwell Samuel E Estate	53,975	Cato MC Estate	570,448	Drakensberg Trust	1,970,345
Atyeo George & Isobel Fund	39,650	Chatfield SL Estate	96,285	Duncan PH Estate	77,449
Baker Alice Lillian Estate	65,702	Claridge John PG Estate	28,699	East James Douglas Estate	147,414
Ballantyne JW Estate	628,301	Clark Lindesay Fund	778,776	Edwards Allen Richard Estate	155,041
Barfield WG Estate	42,650	Cockburn Clarice BP Estate	21,580	Edwards HHW Estate	197,549
Bartlett Mary V Estate	30,223	Cole DE Estate	618,668	Eisner KR	76,286
*Bates Tim Memorial Diabetes Research Fund	99,022	Coles GO Estate	30,091	Ellis GM Estate	2,995,228
Charles L Bartholomew Estate	125,410	Collie Barbara Estate	119,812	Emery Harriet Anne Estate	17,005
Bauer Dr Franz Estate	51,620	Collie Betty Rae	168,000	Eva Michael Ross Estate	3,565,880
Bell Valerie Amy	73,122	Collie George Estate	1,879,968	Facey Mary Bethune Estate	13,028
Benjamin EG Estate	48,374	Colliver Len Estate	44,283	Fagg Maude V Estate	81,055
Bennett LM Estate	30,595	Connolly Grace C Estate	101,972	Farrant John Estate	151,302
Berry Ruby C Estate	129,084	Cormack Margaret Mary	76,074	Fields Ernest Estate	227,868
Biderman Cyla Estate	61,610	Cory Joy & Desmond Cancer Research Fund	103,022	Findlay Winifred Gertrude Estate	113,825
Blain BE Estate	98,654	Coultass Hylida M Estate	102,221	Fitzgerald Sheila Mary Estate	34,854
Bland RT Estate	296,685	Courtney Gwendoline Vera Estate	218,809	Ford Ada Joyce Estate	15,974
Bock Lindsay William Estate	26,117	Coutts Dr ELA Estate	102,631	Fraser K Estate	1,650,971
Boothman Alva Estate	606,369	Coutts IBM Estate	21,763	Galbraith DA & DV Estate	90,015
Borrett M A Estate	471,286	*Craven DA Memorial Fund	883,940	Gerdts Sheila Lesley G Estate	54,050
Bran EG Estate	171,540	*JE Craven & MA Shearer Estates	38,806,418	Gibb Geo & Bennett Wm A	333,927
Brennan EM Estate	53,547	Crawford Duncan Estate	13,385	Gilbert Augusta Estate	301,743
The Ruby Bryan Memorial Fund	585,034	Criswick R M Estate	408,173	Gilder CH Estate	13,307
Brittain W & VI Mem Fund	63,102	Critchlow Ronald P Estate	238,842	Gillon AM Estate	2,516,795
Brockhoff Nyon Trust	198,165	Crowley MM Estate	166,896	Girdwood J Estate	198,333
Brough AV Estate	68,169	Cubbins SG Estate	71,057	Goldman Sachs JB Were Foundation	612,146
Brown Isabelle A Estate	71,002	Cummings ED Estate	126,512	Gordon H & T Estate	88,855
Bruce RH Estate	31,140	Cutter BE Estate	13,149	Graves GC Estate	22,014
Buckland W Foundation Fund	182,683	Darbyshire EJ (Ted) Estate	275,175	Gray Bessie Mavis Fund	20,912
Buckman Olive Estate	21,642	Davey Dorothy Estate	243,476	Gray Clara Estate	60,063
				Greig Harry Douglas Estate	419,583

Grubb Walter Joseph Estate	31,048	Lyddon Pauline M Estate	993,084	Murray Gwendoline Mary Fund	987,209
Guest Doris Rose Estate	13,059	Lyell Alexia Bequest	359,590	Must Mary Kathleen Bequest	865,189
Hackett Dorothy Estate	5,376	MacAskill WG & I	22,142	Myer Dame Merlyn Estate	11,926
Hadfield RCS Estate	94,721	Mace Nina May Estate	239,425	Myer Pam Sallmann Foundation	24,143
Hadley AN Estate	945,011	MacDonald Elsie May Estate	149,383	Nevill Melanie Joy	66,551
Hamilton M Estate	37,814	Macindoe Jock & Diana Fund	33,213	Newton Evelyn	15,470
Harrap FM Estate	111,912	MacIntosh Elizabeth H Estate	19,946	Newton EM Estate	15,038
Harrap LM Estate	24,132	Mackie-Smith CM Estate	303,399	Nicholas Harold George Estate	264,006
*Harris Alan Scholarship Fund	38,894	Macleay The Lillian & Kenneth Bequest	347,690	Norins Leslie Fund	225,505
Harris John D & Lyla Foundation	709,948	Mahoney Florence Cancer Fund	139,917	Norton M Estate	700,381
Hartlett K Estate	815,853	Malcolm Phyllis Elizabeth Estate	224,212	*Nossal Sir Gustav Fund	241,563
Haydon Michael		Maloney Kathleen Margaret Estate	18,454	Nottingham SG Estate	28,633
JM Memorial Fund	49,917	*Mann David Memorial Research Fund	20,000	Palmer DE Estate	21,609
Hearse JD	992,693	Mansfield Trevor Geoffrey Estate	8,242	Palmer Ethel Fund	260,206
Hemphill Olive May Estate	54,974	Marguccio R Estate	11,071	Parker Barbara Memorial Fund	59,310
Henderson AN Estate	20,962	Mariner Barry Leonard Estate	51,154	Parker Mabel V Estate	66,815
Henderson Joan Estate	107,139	McArthur Nellie M Estate	88,061	Parsons Kathleen FB Estate	33,827
Henry MA Estate	526,816	McCooke Miss MH Estate	278,115	Patten Ralph & Etty Bequest	251,688
Heron Thelma Hope Estate	78,197	McDonald Charles Thomas	15,093	Patterson Gerard A Estate	15,817
Highton GAN Estate	449,424	McDougall Phyllis Mable Estate	104,646	Paulin Leukaemia Fund	182,506
Hill Ramon Bruce Estate	126,543	McGhee ME Estate	60,282	Paulin SC Estate	22,921
Hind Ruby F Estate	27,298	McGregor Amy VK Estate	101,940	Payne Henry and Charlotte Fund	788,802
Hocking Helen Estate	298,695	McGregor Elvira Ruth Estate	18,784	Peterson Vera Estate	472,808
Holmes EM Estate	66,797	McGregor KB Estate	147,384	Petley Francis Estate	125,599
Hope Irene Estate	351,571	McKinnon Sheila May Estate	37,166	Pierce John Lindsay Estate	1,008,690
Hooper Nancy Hilda	92,834	McLean Ada Myee		Pietsch Dr CH Fund	168,310
Hosier MM Estate	125,319	Dutton Estate	438,395	Porter Florence JA Estate	108,154
Hurry M Estate	25,358	McLennan B Estate	79,173	Prater Mabel Edward	11,479
Inglis Dulcie M Estate	93,834	McNab M Estate	20,001	Pritchard DG Estate	28,415
Ironside WH Estate	55,354	McNeill Sir James Fund	17,220	Pyke MA Estate	13,285
Jackson Catherine M Estate	159,850	McRorie Ruby A Estate	64,744	*Qualtrough Research Fund	2,000,000
Johnson Daphne Adele Estate	6,517	Menagh Thelma Marie Estate	15,065	Rae Olive Estate	924,480
Johnson Ethel Grace Estate	37,907	Miller Lorna May Estate	722,527	Reeves Jessie Estate	51,911
Johnson Sydney Robert Estate	43,247	Miller MA Estate	51,817	Reid Charitable Trusts	5,256,194
Johnstone Reginald Ben Estate	11,542	Miller Violet Isabella Estate	60,301	Reiser Erwin Estate	22,142
Judd Anita Estate	49,891	Minney DW & NR Fund	11,071	Richardson DLK Estate	70,797
Kayler-Thomson Marion Estate	43,201	Mitchell, Bettye Victoria Fund	3,633,135	Ricker EM Fund	63,700
Keating L Estate	1,125,422	Mitchell Doris Georgina Mildred	55,354	Roberts JI Charitable Fund	6,753
Keats LCA Estate	1,064,186	Mitchell G Fund	42,907	Robertson AT Estate	11,071
Kellock TH Estate	1,499,737	Moden FHW Estate	106,705	Rose Norma J Estate	11,192
Kendall Nanyce Douglas	39,131	Moody E Vaughan Estate	1,057,635	Ruppel FE Estate	128,332
Kerr HM Estate	90,071	Moon Ida Alice Estate	41,802	Salemann CW Estate	11,071
King DM Estate	34,343	Mooney Carmel Mary, Estate of	139,135	Sallmann L & E Memorial Fund	21,609
Knight FF Estate	25,074	Moore Phyllis Estate	11,071	Santos TS Estate	716,970
Lang John Murray Estate	616,415	Morgan DM Estate	326,472	Schack Elsie Edith Estate	104,766
Lanteri Gwen Estate	1,281,044	Morris Foundation of Medical Research	139,931	Scott Annie May Estate	136,551
Larard DV Estate	10,659	Moss EE Estate	213,568	Sharp II Estate	17,403
Leckie Winifred Estate	178,917	Muller FG Estate	15,807	Shaw Eileen Coryn Estate	19,386
Lilford VM Estate	394,565	Murray Alan Ambrose Estate	28,459	Shelton Edgar Estate	679,526
Lins RD Estate	22,142			*Sidwell OB Estate	1,596,984
Little Mabel B Estate	54,012			Skinner Phyllis Maye Estate	70,180



Smith Elsie Violet Estate	14,143
Smorgon Robert & Jack Family Foundation	311,643
Snow Freda Estate	50,349
Spence Frank Meldrum	28,699
Spencer Stanley L Estate	15,307
Stanbrough AE Estate	88,253
Stephens L Estate	91,829
Stevens SA Estate	104,606
Stevenson Dame Hilda Estate	74,912
Stewardson Family Trust	75,412
Stewart Jean Elma	70,535
Swingler Maxwell & Mary Bequests	2,118,719
Sydserrf Charles SB Estate	13,927
Syme David Farnell Estate	809,063
Talbot P Estate	345,637
Taws M Estate	110,708
Taws GE Arthritis Fund	20,912
Taylor Sarah McQuillan Estate	51,529
Thomas JC Estate	254,857
Thompson O Estate	24,522
Thorpe Doris EB	75,601
Tink RM Estate	257,040
Tinkler VF Estate	49,638
Tomasetti John T Estate	351,818
Thompson LW Estate	1,830,649
Tressider Edith Kathleen Estate	454,148
Trezise KW Estate	15,954
Tropical Diseases Fund	77,714
Turnbull JG Estate	65,071
Van Leeuwen GH Estate	393,321
Vincent-Smith IG Fund	158,747
Vogel Herta & FB Estate	11,192
Walker CM Estate	182,413
Walker Dorothy Hope Estate	1,949,566
Wallace Nancy Jeanie Estate	172,824
Walsh Dr William	
Butler Memorial Fund	713,313
Walter Ailsa Amy Mary Estate	135,010
Warnock EMC nee Riddle Estate	1,413,821
Watson MR Estate	12,669
Waxman Elizabeth H Estate	61,014
Wedge Erica Estate	279,849
Webb NJ Estate	224,724
Weeks Thelma Estate	11,479
Wekwerth Hilda Frances Estate	27,441
West John James Estate	84,887
Westcott Ita E Estate	17,822
White Morris G Estate	35,593
Wicks LR Estate	11,071
Williams AM Estate	73,324

Williams Irene E Estate	266,255
Wilson DE Estate	69,276
Wilson MML Estate	77,956
Wilson NF Estate	11,071
Wilson V M (Sunny) Estate	114,187
Wolstonecroft WW Estate	31,613
Wright Lynette Oreti Estate	160,337
Zillman Dudley V Estate	44,498

### Fellowship and Scholarship Funds

Alcoa Australia Fellowship	446,954
Carty EM	274,400
Mackay Dr Ian Fellowship Fund	219,709
Mathison G C Research Scholarship	137,018
Moffatt Edith Scholarship Fund	1,615,909
*JHA Munro Foundation	586,806
*Paddy Pearl Fund	919,956
Skea Lyndal and Jean Leukaemia Fund	769,909
Syme Colin Fellowship Fund	1,626,028
Wilson Ed Memorial Fellowship	1,434,817

### Other Funds

*Anonymous Seminar Award	12,890
Gideon Goldstein Fund	891,212
Mckay C N Fund	218,269

The following Estates in which the institute had an interest, were managed during the year by Trustees. (Income received by the institute in the financial year is treated similarly to donations and bequests):

The Baldy Trust Fund	
CH Boden Memorial Trust	
John Frederick Bransden Memorial Fund	
Frank Broadhurst Estate	
Thomas, Annie & Doris Burgess Charity Trust	
George Collie Estate	
Miss EM Drummond Estate	
Frederick and Winifred Grassick Memorial Fund	
The Helpman Family Foundation	
The Mackie Bequest	
Irene and Ronald MacDonald Foundation	
Albert H Maggs Charitable Trust	
Mrs AM Reilly	
Miss ML Reilly	
The Stang Bequest	
Emily Vera Winder Estate	
Florence Mary Young Charitable Trust	

### Leadership Fund

The Leadership Fund was established in honour of Professors Gustav Nossal, Donald Metcalf and Jacques Miller to provide named Fellowships to nurture the development of outstanding young scientists with the potential to be future leaders of biomedical research.

The Leadership Fund at 30 June 2012 included the following permanent funds (\$10,000 and over):

Sir Harold Dew and Family Estate	3,855,317
Chugai Pharmaceutical Co Ltd	802,473
The Ian Potter Foundation	802,473
L M Archibald Estate	534,982
Albert H Maggs Charitable Trust	523,296
Helen Macpherson Smith Trust	320,989
Anonymous	267,491
Anonymous	267,491
E Vaughan Moody Estate	267,491
The Broken Hill Proprietary Company Limited	267,491
J B Were & Son Charitable Fund	267,491
Eunice L Lambert Estate	263,134
Betty Eunice Stephens Estate	180,154
National Australia Bank	160,495
Victor Smorgon Charitable Fund	117,696
The Sidney Myer Fund	96,297
Leslie D W Stewart Estate	78,730
Joe White Bequest	72,758
Krongold Foundation Pty Limited	53,498
Professor Sir Gustav Nossal	53,498
The Scobie and Claire MacKinnon Trust	53,498
The R & J Law-Smith Gift	32,099
National Mutual Holdings Limited	32,099
Pacific Dunlop Ltd	32,099
Sheila R White Estate	31,650
Coles Myer Ltd	26,749
James Kirby Foundation	26,749
Arthur Andersen & Co Foundation	21,399
Arthur Robinson & Hedderwicks	21,399
H B Kay Estate	10,700
Stephelle Pty Ltd	10,700
C M Walter	10,700

# A gift in your will to medical research

Medical research is vital to improving healthcare and quality of life.

Researchers at the Walter and Eliza Hall Institute of Medical Research have made many discoveries that have improved health outcomes for millions of people.

A gift in your will to the Walter and Eliza Hall Institute is a lasting gift that will support our research efforts to improve human health with better prevention, detection and treatment of disease.

For a confidential discussion, please contact our Community Relations department by emailing [donationenquiries@wehi.edu.au](mailto:donationenquiries@wehi.edu.au) or calling 03 9345 2555.



**Walter+Eliza Hall**  
Institute of Medical Research

1G Royal Parade Parkville VIC 3052

Tel: (03) 9345 2555

Fax: (03) 9347 0852

[www.wehi.edu.au](http://www.wehi.edu.au)



## Do you want to help the fight against disease?

### Volunteers needed to donate blood for research

The Volunteer Blood Donor Registry collects a small amount of blood from healthy volunteers for use in research into diseases such as cancer, inflammatory and blood diseases, infectious diseases, heart and vascular disease, and brain diseases.

If you are aged between 18 and 80 you can contribute to research to help us better understand these diseases.

All information will be treated with strict confidentiality.

**Please contact the Volunteer Blood Donor Registry for more information:**

Dr Lina Laskos or Ms Naomi Sprigg

**P:** (03) 9345 2304 or (03) 9342 3174

**E:** [info@blooddonorregistry.org](mailto:info@blooddonorregistry.org)

**A:** Walter and Eliza Hall Institute, 1G Royal Parade, Parkville VIC 3052

**W:** [blooddonorregistry.org](http://blooddonorregistry.org)

